



**Artemide®**

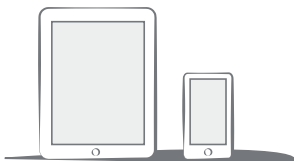
2016

**Artemide®**

**Artemide®**



# This is an interactive catalogue



You can either use your Tablet or Smartphone to enjoy the Augmented Reality experience and discover all the interactive contents of the catalogue.

1.


## Download the Artemide app

Scan the QR code or visit the app store.  
Search keyword: Artemide





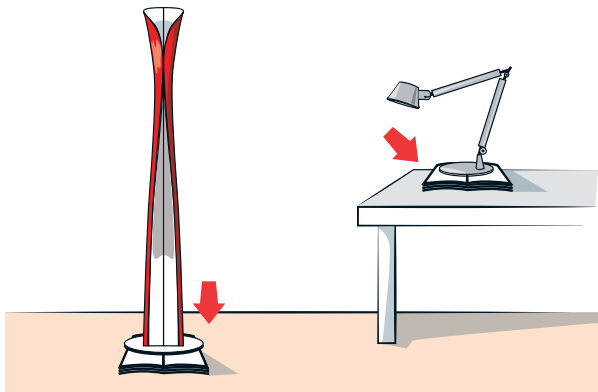
## The Marker



Scan the big “Red Eye” page to see the Augmented Reality of all the products in full size. (See Page 5).

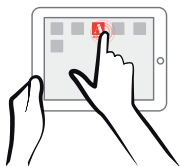
3

Place the catalogue in the location you want to see the product around your house or office.



3.

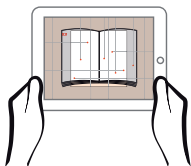
## Augmented Reality



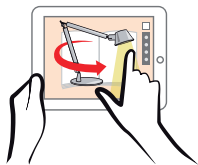
Launch the Artemide app.



Browse the menu to see all the products, the technical features and connect to the Artemide website for more information.



Scan the Marker page to place the chosen product in your room.



Enjoy the 3D Augmented Reality. Touch the "light button" to turn the light ON and OFF.



Rotate



Move



5

SCAN THIS PAGE TO SEE ALL THE PRODUCTS IN FULL SIZE.

**5 YEARS**  

---

**WARRANTY**

**Artemide®**

Artemide has always provided high quality products. As a result, we are glad to inform you that from April 1<sup>st</sup> 2015 we will offer to all our end users worldwide (private consumers only) a free 5-year extended warranty, valid only if the product is successfully registered online within two months from the date of purchase.

Conditions for the 5 years extended warranty are as follows:

7

- Being an end user (private consumer);
- Purchasing the ARTEMIDE product after April 1<sup>st</sup> 2015;
- Registering the product online within 2 months from the date of purchase;
- The product must be new (not second-hand);
- Being the first owner of the product (the warranty is not transferable).

Following successful online activation and claim, the extended warranty will entitle the private customer to a free repair or replacement when the product is determined to be faulty due to manufacturing defect, as stated on its terms and conditions.

For further information please go to:  
[cloud.artemide.com/5-years-warranty](http://cloud.artemide.com/5-years-warranty)


# Index

Table Lamps



14

Floor Lamps



80

Suspension Lamps



132

Wall/Ceiling Lamps



214

Masters' Pieces Collection



324

362



IN-EI  
ISSEY MIYAKE

374



Architectural Indoor Collection

408



Architectural Outdoor Collection

9

430



DANESE  
MILANO

464



Info

Products Lamping  
Energy Labels  
How to read the catalogue  
Colours  
Artemide Worldwide

# Alphabetical Index

100%	462	Choose wall	262
37 cube	392	Ciclope	417
90°	116	Copernico 500	148
Aggregato decentrato	342	Copernico suspension	146
Aggregato saliscendi	342	Cosmic Angel ceiling	310
Aggregato suspension	342	Cosmic Angel suspension	198
Airlite	388	Cosmic Leaf floor	103
Alfa	326	Crazy	272
Algoritmo System	398	Cuma 10, 20, 26	232
Altrove 600 suspension	161	Cuneo	420
Altrove 600 wall/ceiling	276	Cuneo mini	420
Altrove suspension	160	Dalù	28
Altrove TW suspension	158	Demetra faretto	238
Altrove TW wall/ceiling	274	Demetra MD reading floor	114
Altrove wall/ceiling	277	Demetra MD table	38
Athena	86	Demetra MD wall	246
Boalum	338	Demetra reading floor	114
Botanic Rain	318	Demetra table	38
Cabildo floor	108	Demetra wall	246
Cabildo suspension	201	Dinarco	244
Cabildo wall	234	Dioscuri 14, 25, 35, 42 table	74
Cadmo floor	96	Dioscuri 14, 25, 35, 42 wall/ceiling	294
Cadmo wall	242	Discovery suspension	136
Calenda	210	Discovery table	16
Callimaco	344	Doride	100
Castore 14, 25, 35, 42 suspension	184	Droplet ceiling	311
Castore 14, 25, 35, 42 table	76	Droplet mini wall/ceiling	282
Castore 35, 42 floor	122	Droplet suspension	197
Castore calice 18, 42 suspension	190	Eclisse	328
Cata	390	Eclittica 20 suspension	448
Chilone	419	Eclittica 20 table	446
Chimera	336	Eclittica 20 wall/ceiling	447
Chlorophilia	138	Eclittica 50 suspension	449
Choose floor	125	Edge 21, 30 wall/ceiling	278
Choose mega floor	125	Edge 30 suspension	191
Choose mega suspension	209	Empatia 16, 26, 36 suspension	174
Choose recessed	262	Empatia 16, 26, 36 table	64
Choose suspension	209	Empatia 16, 26, 36 wall/ceiling	290
Choose table	31	Empatia 26 floor	118



Empirico floor	102	Itka 20, 35 table	439
Empirico suspension	212	Itka 20, 35, 50 suspension	438
Empirico system	212	Itka 20, 35, 50 table/floor	441
Equilibrist	36	Itka 20, 35, 50 wall/ceiling	442
Eraclea	416	Itka base	440
Eurialo	245	Jet	264
Everything 35, 55, 80, 105, 150	402	Jet base	264
Falkland floor	432	Kao	386
Falkland suspension	433	La Petite	26
Fato	334	Laguna 16, 26, 37 ceiling	302
Fiamma 15 floor	89	Laguna 16, 26, 37 floor	123
Fiamma 15, 30 ceiling	304	Laguna 16, 26, 37 suspension	178
Fiamma 30 suspension	157	Laguna 16, 26, 37 table	73
Fiamma reading floor	88	Lana	200
Fiamma suspension	156	Led Net circle ceiling	284
Fiamma table	22	Led Net circle suspension	153
Fiamma wall/ceiling	270	Led Net line 66 125 ceiling	285
Flashit	249	Led Net line 66, 125 suspension	152
Float circolare ceiling	320	Les Danseuses 65, 90	434
Float circolare suspension	170	Lesbo	332
Florensis floor	82	Logico ceiling	298
Florensis wall	235	Logico garden	414
Fukurou floor	372	Logico micro ceiling	298
Genesy	356	Logico micro suspension	186
Granito	422	Logico micro table	78
Groupage 15, 32, 45	305	Logico micro wall	296
Hakofugu suspension	368	Logico mini ceiling	298
Halo	32	Logico mini suspension	186
Ilio	92	Logico mini table	78
Incalmo, Incalmo 214 ceiling	300	Logico mini wall	296
Incalmo, Incalmo 214 suspension	180	Logico nano ceiling	298
Incipit, Incipit 214 ceiling	382	Logico nano suspension	186
Incipit, Incipit 214 suspension	383	Logico suspension	186
Invero, Invero 214 ceiling	301	Logico table	78
Invero, Invero 214 suspension	182	Logico wall	296
Iosif	308	Lotek	62
Ipparco	34	Lunaphase 450, 600 LED ceiling	279
Ippolito	415	Megaron	110
Islet	218	Melampo floor	124

Melampo mega floor	124	Nuboli	213
Melampo notte	30	Nuda	418
Melampo table	30	Null Vector table	29
Melampo wall	260	Null Vector $\alpha$ , $\beta$	154
Melete	219	Nur	164
Mendori	364	Nur 1618	164
Mendori mini	365	Nur ceiling	322
Mercury ceiling	314	Nur Gloss	168
Mercury mini ceiling	314	Nur Gloss ceiling	323
Mercury mini suspension	196	Nur Gloss mini	168
Mercury suspension	192	Nur Gloss mini ceiling	323
Mesmeri	220	Nur mini	164
Metacolor	355	Nur mini ceiling	322
Meteorite 13, 35 table stem	72	Objective reading floor	112
Meteorite 15, 35 wall/ceiling	292	Objective table	24
Meteorite 15, 35, 48 suspension	176	Objective wall	240
Meteorite 15, 35, 48 table	70	Oblique	410
Meteorite 35 floor	120	Olmo	456
Meteorite 48 ceiling	293	Onfale grande	79
Mezzachimera	336	Onfale medio	79
Mia	444	Onfale piccolo	79
Miconos suspension	179	Orbiter	268
Miconos wall, ceiling	288	PAD 80	394
Microsurf	216	Pantalica 2, 3 wall	351
Mimesi	104	Pantalica suspension	350
Minomushi floor	370	Parabola 55, 80, 100	406
Minomushi suspension	371	Patroclo	340
Miyako 30, 55 ceiling	453	Pausania TW	346
Miyako 30, 55 suspension	455	Pipe floor	361
Miyako 30, 55 wall	452	Pipe suspension	358
Miyako chandelier	454	Pipe wall/ceiling	360
Mogura mini	366	Pirce ceiling	306
Montjuic	352	Pirce micro suspension	142
Mouette asimmetrica	384	Pirce micro wall	228
Mouette mini	384	Pirce mini ceiling	307
Mouette simmetrica	384	Pirce mini suspension	142
Nebula wall/ceiling	280	Pirce suspension	142
Nessino	331	Pirce wall	228
Nesso	330	Piroscafo	424
New Nature	98	Prometeo	353
Nothing Downlight	400	Rea 12, 17	230
Noto	357	Reall floor	106

Reall wall	236	Tolomeo due bracci pergamena suspension	207
Reeds	428	Tolomeo faretto	250
Reeds Triplo	428	Tolomeo floor	128
Scopas	150	Tolomeo MD	54
Shogun	348	Tolomeo mega 42, 52 suspension	208
Sisifo	18	Tolomeo mega floor	130
Skopos	265	Tolomeo mega outdoor	426
Skydro	312	Tolomeo mega table	59
Solium	90	Tolomeo mega wall	258
Space Cloud	140	Tolomeo micro	57
Stabligh	436	Tolomeo micro faretto	250
Stabligh single A, B, C	436	Tolomeo micro floor	128
Tagora 80, 270, 570, 970 ceiling	376	Tolomeo micro pinza	251
Tagora 80, 270, 570, 970 recessed	378	Tolomeo micro wall	253
Tagora 80, 270, 570, 970 suspension	380	Tolomeo midi	56
Talak reading floor	109	Tolomeo mini	50
Talak table	63	Tolomeo mini MD	54
Talak wall	248	Tolomeo mini wall	252
Talo 60, 90, 120, 150 wall	226	Tolomeo pinza	251
Talo 90, 120, 150, 180, 240 susp.	202	Tolomeo reading floor	128
Talo wall	224	Tolomeo TW	52
Tatsuno-Otoshigo	373	Tolomeo wall	252
Telefo 50, 70, 120	266	Tolomeo XXL	427
Teti	267	Twist	385
Tetragono	412	Two flags floor	451
Tian Xia 500	162	Two flags wall	450
Tian Xia 500 Metamorfosi LED	163	Una Pro 75	459
Tizio	44	Una Pro 75 recessed	460
Tizio 35	44	Una Pro 75 track ceiling	461
Tizio floor support	111	Una Pro 75 track suspension	461
Tizio LED	45	Una Pro wall/ceiling	458
Tizio micro	46	Unterlinden	134
Tolomeo	50	Vigo reading floor	84
Tolomeo basculante floor	126	Vigo suspension	172
Tolomeo basculante reading floor	127	Vigo wall	289
Tolomeo basculante table	58	Wuni	369
Tolomeo basculante wall	256	Yadokari	367
Tolomeo braccio	254	Yang	354
Tolomeo decentrata suspension	204	Zeno Up Frosted 2, 3, 4	407
Tolomeo diffusore 18, 24, 32 wall	259		
Tolomeo due bracci alluminio suspension	206		




# Table Lamps

Discovery table	16	Tolomeo	50
Sisifo	18	Tolomeo mini	50
Fiamma table	22	Tolomeo TW	52
Objective	24	Tolomeo MD	54
La Petite	26	Tolomeo mini MD	54
Dalù	28	Tolomeo midi	56
Null Vector	29	Tolomeo micro	57
Melampo table	30	Tolomeo basculante table	58
Melampo notte	30	Tolomeo mega table	59
Choose table	31	Lotek	62
Halo	32	Talak table	63
Ipparco	34	Empatia 16, 26, 36 table	64
Equilibrist	36	Meteorite 15, 35, 48 table	70
Demetra	38	Meteorite 15, 35 table stem	72
Demetra MD	38	Laguna 16, 26, 37 table	73
Tizio	44	Dioscuri 14, 25, 35, 42 table	74
Tizio 35	44	Castore 14, 25, 35, 42 table	76
Tizio LED	45	Logico table, mini, micro	78
Tizio micro	47	Onfale grande, medio, piccolo	79

# Discovery table

Ernesto Gismondi  
2015



16



LED



50 x 150 base x ø246 x 12 diffuser x 256 height



# Sisifo

Scott Wilson  
2013



18



LED



ø90 base x ø250 head x 419 height









# Fiamma table

Wilmotte & Industries  
2014

22



LED

<input type="checkbox"/>	<input type="checkbox"/>	<input type="checkbox"/>
S	S	Ts
		D

(Gu10) 170 x 170 base x ø63 x 226 diffuser x 544 height



# Objective

Jean Nouvel  
2013




24



LED



ø72 x 371 height



Elliott Erwitt, 2013

# La Petite

Andrea Quaglio, Manuela Simonelli  
2015

26



LED  
FLUO  
HALO



(E14) ø192 base x ø194 diffuser x 370 height





# Dalù

Vico Magistretti  
re-edition 2005



28




LED  
FLUO  
HALO



(E14) 184 x 260 height

# Null Vector table

Carlotta de Bevilacqua, Laura Pessoni  
2013



29



(E14) ø150 base x 210 x 455 height

# Melampo table, Melampo notte

Adrien Gardère

2000 / 2002



Switch off

30



LED  
FLUO  
HALO



Melampo (E27): ø240 base x ø350 diffuser x 580 height  
Melampo notte (E14): ø170 base x ø230 diffuser x 425 height

# Choose table

Matteo Thun  
2006



31

LED  
FLUO  
HALO

	
S	D

(E27) ø230 base x ø358 diffuser x max 554 height

# Halo

Karim Rashid  
2011



32



LED

ø160 base x 350 head x max 530 height



# Ipparco

Neil Poulton  
2012



34

LED 

ø210 base x ø170 head x 508 height





Elliott Erwitt, 2011

# Equilibrist

Jean Nouvel

2014



36



LED





37

ø100 round head x 100 x 100 square head x 850 x 630 height

# Demetra

## Demetra MD (movement detector)

Naoto Fukasawa

2012



38



LED

ø210 base x ø130 head x 570 x max 1000 height




Elliott Erwitt, 2013

40



White

Titanium



Rotation 360°



Movement detector



2,5mt



12min



Dimmer



Anthracite grey

42



Desk fixed support





43

Clamp

# Tizio, Tizio 35

Richard Sapper  
1972 / 2008



44



Tizio

Tizio 35

Tizio

HALO



Tizio 35



(GY6,35) ø110 base x max 1080 x max 1190 height

(GY6,35) ø100 base x max 900 x max 1000 height

# Tizio LED

Richard Sapper  
2008



45

Tizio LED



ø110 base x max 1080 x max 1190 height

# Tizio micro

Richard Sapper  
1972 / 2008

46




Tizio micro

Tizio micro HALO



(G4) ø90 base x max 680 x max 760 height



Elliott Erwitt, 2011

# Tolomeo table family

Michele De Lucchi, Giancarlo Fassina

1987 / 2013



Compasso d'Oro / ADI 1989

Tolomeo:  $\varnothing$ 230 base x max 1220 x max 1290 height  
Tolomeo mini:  $\varnothing$ 200 base x max 1020 x max 1080 height  
Tolomeo midi:  $\varnothing$ 185 base x max 960 x max 1000 height  
Tolomeo micro:  $\varnothing$ 170 base x max 690 x max 730 height

48



Base  
Desk fixed support  
Clamp

Tolomeo midi



Tolomeo

Tolomeo micro

Tolomeo mini


# Tolomeo, Tolomeo mini

Michele De Lucchi, Giancarlo Fassina

1987 / 2013



Compasso d'Oro / ADI 1989



50

LED  LED  
FLUO    FLUO 

Tolomeo (E27 / G24q-2): ø230 base x max 1220  
x max 1290 height  
Tolomeo mini (E27 / G24q-2): ø200 base x max 1020  
x max 1080 height





Elliott Erwitt, 2015

# Tolomeo **TW**<sup>®</sup> (Tunable White)




Neutral light



52

Warm light



LED 

Tolomeo TW: ø230 base x max 1220 x max 1290 height



53

Cold light

# Tolomeo **MD**, Tolomeo mini **MD**

(movement detector)

Michele De Lucchi, Giancarlo Fassina

2013

54

**ON**

LED



Tolomeo MD: ø230 base x max 1220 x max 1290 height  
Tolomeo mini MD: ø200 base x max 1020 x max 1080 height



2,5mt



12min



55

OFF

# Tolomeo midi

Michele De Lucchi, Giancarlo Fassina  
2012

56



LED 

ø185 base x max 960 x max 1000 height

# Tolomeo micro

Michele De Lucchi, Giancarlo Fassina  
1999 / 2009

57



LED



LED  
FLUO  
HALO



(E14)  $\varnothing$ 170 base  
x max 690  
x max 730 height

# Tolomeo basculante table


Michele De Lucchi, Giancarlo Fassina  
2004



Base  
Desk fixed support  
Clamp

58

LED  
FLUO  
HALO



(E27) ø230 base x max 1080 x 750 height  
diffusor: ø180



# Tolomeo mega table

Michele De Lucchi, Giancarlo Fassina  
2004



Desk fixed support  
Clamp



59

LED

LED  
FLUO  
HALO\*



(E27) max 910 x max 2020 height  
diffusor: ø320, ø360, ø420  
\*dimnable version Halo only





# Lotek

Javier Mariscal  
2011



62



LED 

180 x 230 base x 620 x 620 height

# Talak table

Neil Poulton  
2005 / 2007



63

LED



ø164 base x 853 x 27 x 700 height

# Empatia 16, 26, 36 table

Carlotta de Bevilacqua, Paola di Arianello

2013



64



LED



Ts

S


D

Empatia 16: ø160 x 191 height  
Empatia 26: ø260 x 289 height  
Empatia 36: ø360 x 382 height



Elliott Erwitt, 2013

66



Touch dimmer





67

The base could have different finishes for special projects.  
The feasibility must be approved by Artemide technical design department.





# Meteorite 15, 35, 48 table

Pio & Tito Toso

2014 / 2015



70



HALO



Meteorite 15 (G9):  $\varnothing$ 65 base x 150 x 138 height  
Meteorite 35 (E27):  $\varnothing$ 120 base x 350 x 307 height  
Meteorite 48 (E27):  $\varnothing$ 140 base x 480 x 430 height



# Meteorite 15, 35 table stem

Pio & Tito Toso

2015



72



HALO



Meteorite 15 (G9): ø120 base x 150 x 320 height  
Meteorite 35 (E27): ø240 base x 350 x 646 height

# Laguna 16, 26, 37 table

Matteo Thun, Antonio Rodriguez

2013



LED



Laguna 16: ø160 diffuser x 241 height  
Laguna 26: ø260 diffuser x 383 height  
Laguna 37: ø370 diffuser x 541 height



# DioscURI 14, 25, 35, 42 table

Michele De Lucchi  
2000 / 2003



74



HALO







Dioscuri 14 (G9): ø140 diffuser x 136 height  
Dioscuri 25 (E27): ø250 diffuser x 230 height

Dioscuri 35 (E27): ø350 diffuser x 340 height  
Dioscuri 42 (E27): ø420 diffuser x 420 height

# Castore 14, 25, 35, 42 table

Michele De Lucchi, Huub Ubbens

2003



76



HALO



Castore 14 (G9):  $\varnothing$ 130 base x  $\varnothing$ 140 diffuser x 310 height  
Castore 25 (E27):  $\varnothing$ 200 base x  $\varnothing$ 250 diffuser x 550 height



Castore 35 (E27):  $\varnothing$ 270 base x  $\varnothing$ 350 diffuser x 660 height  
Castore 42 (E27):  $\varnothing$ 270 base x  $\varnothing$ 420 diffuser x 730 height

# Logico, mini, micro table

Michele De Lucchi, Gerhard Reichert

2001 / 2003



78



Touch dimmer



LED  
FLUO  
HALO

HALO\*



\*Logico (E27): ø260 base x 400 x 400 x 640 height  
\*Logico mini (E14): ø180 base x 280 x 280 x 440 height  
Logico micro (E14): ø140 base x 180 x 180 x 330 height

# Onfale grande, medio, piccolo

Luciano Vistosi

1978



79

LED  
FLUO  
HALO



Onfale grande (E27 + E14): ø140 base x ø360 diffuser x 440 height  
Onfale medio (E14 + E14): ø120 base x ø280 diffuser x 345 height  
Onfale piccolo (E14): ø100 base x ø200 diffuser x 260 height



# Floor Lamps

Florensis floor	82	Demetra reading floor	114
Vigo reading floor	84	Demetra reading floor MD	114
Athena	86	90°	116
Fiamma reading floor	88	Empatia 26 floor	118
Fiamma 15 floor	89	Meteorite 35 floor	120
Solium	90	Castore 35, 42 floor	122
Ilio	92	Laguna 16, 26, 37 floor	123
Cadmo	96	Melampo floor	124
New Nature	98	Melampo mega floor	124
Doride	100	Choose floor	125
Empirico floor	102	Choose mega floor	125
Cosmic Leaf floor	103	Tolomeo basculante floor	126
Mimesi	104	Tolomeo basculante reading floor	127
Reall floor	106	Tolomeo floor	128
Cabildo floor	107	Tolomeo reading floor	128
Talak reading floor	109	Tolomeo micro floor	128
Megaron	110	Tolomeo mega floor	130
Tizio floor support	111		
Objective reading floor	112		

# Florensis floor

Ross Lovegrove  
2013



240 x 240 base x ø190 head x 1911 height

82

LED





# Vigo reading floor

David Chipperfield

2014

84



LED   Ts  
S D

(Gu10) ø270 base x ø130 diffuser x 1800 height



# Athena

Naoto Fukasawa  
2015



86

LED

ø320 base x ø320 diffuser x 1780 height



# Fiamma reading floor

Wilmotte & Industries

2014

88



LED



(Gu10) 220 x 220 base x 226 x 1344 height

# Fiamma 15 floor

Wilmotte & Industries  
2015

89



LED



ø130 base x 160 height

# Solium

Karim Rashid  
2013



90



LED 

ø300 base x 396 x 1911 height






# Ilio

Ernesto Gismondi  
2013





94



LED

						
---	---	---	---	---	---	---

300 x 300 base x ø90 x 1750 height



Elliott Erwitt, 2013

# Cadmo

Karim Rashid  
2006



96



LED

HALO + LED  
HALO





(R7s + E27) ø320 base x 1740 height


# New Nature

Ross Lovegrove  
2012



98

Indirect emission



Indirect + diffused emission



LED



ø280 base x ø200 x 1880 height





# Doride

Karim Rashid  
2009



100



FLUO



(GX24q-5) ø360 base x max 1100 x min 1610 max 2210 height



Elliott Erwitt, 2011

# Empirico floor

Karim Rashid  
2011

102



FLUO




S D



(G5) ø300 base x 406 diffuser x 1886 height

# Cosmic Leaf floor

Ross Lovegrove  
2009



103



LED

LED  
HALO

S

T  
D

(G53) ø222 base x 380 diffuser x 1920 height

# Mimesi

Carlotta de Bevilacqua

2011



104





LED



S

D





105

300 x 300 base x 102 x 102 x 1930 height

# Reall floor

Carlotta de Bevilacqua, Paolo dell'Elce  
2011



106

LED




365 x 283 diffuser x 1900 height





107



# Cabildo floor

Eric Solé

2007 / 2015




108

LED | HALO | 

(R7s) ø300 base x 410 x 190 head x 1830 height

# Talak reading floor

Neil Poulton  
2007



109

LED



S

D

ø230 base x 850 x 30 diffuser x 1390 height

# Megaron

Gianfranco Frattini  
1979 / 2013

110



LED

HALO



(R7s) ø350 base x 150 x 1820 height

# Tizio floor support

Richard Sapper  
1980



111

Tizio, Tizio LED: ø 110 x 700 height  
Tizio 35: ø 100 x 700 height

# Objective reading floor

Jean Nouvel  
2013

112



LED

ø164 base x ø65 head x 1072 height



# Demetra reading floor

## Demetra reading floor **MD** (movement detector)

Naoto Fukasawa  
2013



2,5mt



12min


Movement detector

114



ø210 base x max 1000 x max 1530 height





115

# 90°

Ernesto Gismondi  
2013

116



LED



S

D

300 x 430 base x 2038 x 1907 height



117



# Empatia 26 floor

Carlotta de Bevilacqua, Paola di Arianello  
2013

118



LED    
S D

260 x 260 base x ø260 diffuser x 1500 height



119

The stem and the base could have different finishes for special projects.  
The feasibility must be approved by Artemide technical design department.

# Meteorite 35 floor

Pio & Tito Toso  
2015




120

HALO



(E27) ø350 base x ø350 head x 1773 height



121

Off

# Castore 35, 42 floor

Michele De Lucchi, Huub Ubbens  
2003



122

HALO



Castore 35 (E27):  $\varnothing$ 340 base x  $\varnothing$ 350 x 1820 height  
Castore 42 (E27):  $\varnothing$ 340 base x  $\varnothing$ 420 x 1890 height



# Laguna 16, 26, 37 floor

Matteo Thun, Antonio Rodriguez

2013



123

LED



Ts

S

D

Laguna 16: ø402 base x ø160 diffuser x 1400/1800 height  
Laguna 26: ø402 base x ø260 diffuser x 1800 height  
Laguna 37: ø402 base x ø370 diffuser x 1900 height

# Melampo floor, mega floor

Adrien Gardère

2000 / 2002



124

Off



LED  
FLUO  
HALO\*



Melampo (E27): ø240 base x ø350 diffuser x max 1630 height  
\*Melampo mega (E27): ø350 base x ø570 diffuser x 2174 height

# Choose floor, mega floor

Matteo Thun

2006



125

LED  
FLUO  
HALO

FLUO\*



\*Choose (E27 / 2GX24q-1): ø230 base x ø 358 diffuser x 1400 height  
Choose mega (E27 + E27): ø370 base x ø 550 diffuser x 1780 height

# Tolomeo basculante floor


Michele De Lucchi, Giancarlo Fassina

2006



126

LED  
FLUO  
HALO



(E27) ø330 base x max 870  
x max 1700 height  
diffuser: ø180

# Tolomeo basculante reading floor

Michele De Lucchi, Giancarlo Fassina

2006



127

LED  
FLUO  
HALO




(E27)  $\varnothing$ 230 base x max 870  
x max 1080 height  
diffuser:  $\varnothing$ 180

# Tolomeo floor, reading floor, micro floor

Michele De Lucchi, Giancarlo Fassina

1987 / 2010



128

Tolomeo

LED

HALO

FLUO

Tolomeo reading

LED

HALO

Tolomeo micro

LED

LED

FLUO

HALO



129

Tolomeo (E27 / G24q-2): ø330 base x max 1340  
x max 2260 height

Tolomeo reading (E27): ø230 base x max 1000  
x max 1670 height

Tolomeo micro (E14): ø230 base x max 690  
x max 1720 height

# Tolomeo mega floor

Michele De Lucchi, Giancarlo Fassina  
2006 / 2013



130

LED

LED  
FLUO  
HALO\*



(E27) ø330 base x max 1960 x max 3340 height  
diffusers: ø180 / ø360 / ø420  
\*dimmmable version Halo only









# Suspension Lamps

Unterlinden	134	Miconos suspension	179
Discovery suspension	136	Incalmo, Incalmo 214 suspension	180
Chlorophilia	138	Invero, Invero 214 suspension	182
Space Cloud	140	Castore 14, 25, 35, 42 suspension	184
Pirce suspension, Pirce mini, Pirce micro	142	Logico, mini, micro, nano suspension	186
Copernico suspension	146	Castore calice 18, 42 suspension	190
Copernico 500	148	Edge 30 suspension	191
Scopas	150	Mercury suspension	192
Led Net line 66, 125 suspension	152	Mercury mini suspension	196
Led Net circle suspension	153	Droplet suspension	197
Null Vector $\alpha$ , $\beta$	154	Cosmic Angel suspension	198
Fiamma suspension	156	Lana	200
Fiamma 30 suspension	157	Cabildo suspension	201
Altrove.TW suspension	158	Talo 90, 120, 150, 180, 240 suspension	202
Altrove suspension	160	Tolomeo decentrata suspension	204
Altrove 600 suspension	161	Tolomeo 2 bracci alluminio suspension	206
Tian Xia 500	162	Tolomeo 2 bracci pergamena suspension	207
Tian Xia 500 Metamorfosi LED	163	Tolomeo mega suspension	208
Nur, Nur mini, Nur 1618	164	Choose suspension, mega suspension	209
Nur gloss, nur gloss mini	168	Calenda	210
Float circolare suspension	170	Empirico suspension	212
Vigo suspension	172	Empirico system	212
Empatia 16, 26, 36 suspension	174	Nuboli	213
Meteorite 15, 35, 48 suspension	176		
Laguna 16, 26, 37 suspension	178		

# Unterlinden

Herzog & De Meuron  
2014

134



LED


Ø117 x 140 x max 1600 height



# Discovery suspension

Ernesto Gismondi  
2015

136



ø700 x 17 diffuser. Cable max 2000 height






# Chlorophilia

Ross Lovegrove  
2015

138



LED

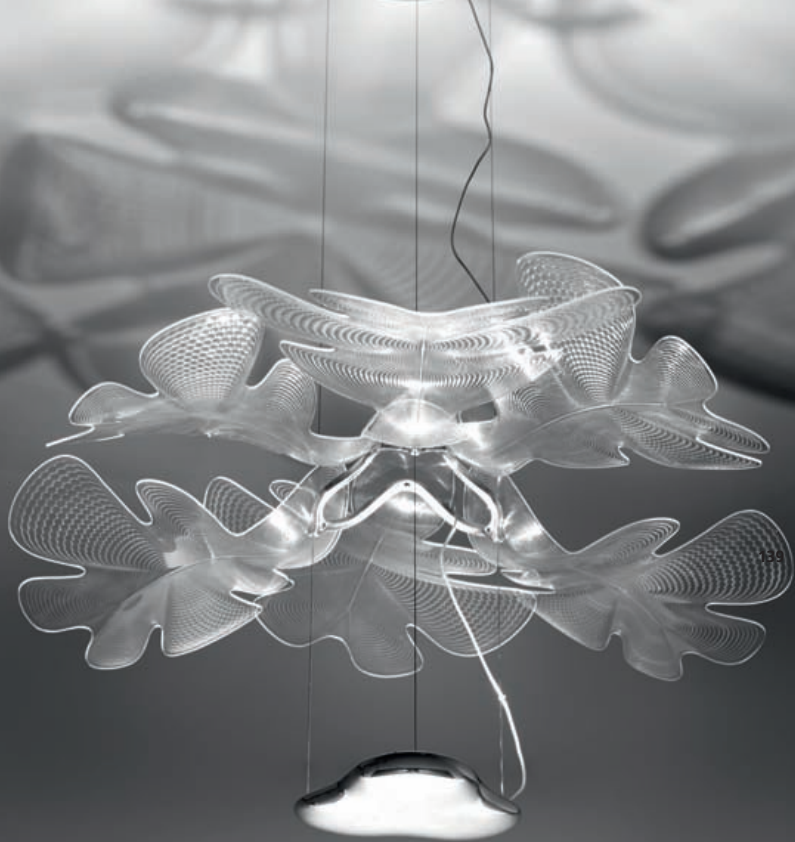


S

D

ø775 x min 500 max 2000 height





# Space Cloud

Ross Lovegrove  
2013


140



LED



780 x 877 x 800 height



# Pirce, Pirce mini, Pirce micro suspension

Giuseppe Maurizio Scutella  
2008 / 2013



142



Pirce suspension

	LED		HALO	
Pirce	<input type="checkbox"/>	<input type="checkbox"/>	<input type="checkbox"/>	<input type="checkbox"/>
Pirce mini	<input type="checkbox"/>	<input type="checkbox"/>	<input type="checkbox"/>	<input type="checkbox"/>
Pirce micro	<input type="checkbox"/>	<input type="checkbox"/>	<input type="checkbox"/>	



143

Pirce micro suspension

Pirce mini suspension

Pirce (R7s): 940 x 970 x 280 height. Cable max 2000 height

Pirce mini (R7s): 670 x 690 x 230 height. Cable max 2000 height

Pirce micro: 465 x 480 x 130 height. Cable max 2000 height

144



Pirce suspension




# Copernico suspension

Carlotta de Bevilacqua, Paolo dell'Elce

2010



146



LED



Flat: 1040 x 410 x 10. Cable max 2000 height





Elliott Erwitt, 2011

# Copernico 500

Carlotta de Bevilacqua, Paolo dell'Elce  
2012

148



LED 

Flat: ø490 x 10. Cable max 2200 height



# Scopas

Neil Poulton  
2013

150



LED



ø500. Cable max 2000 height



# Led Net line 66, 125 suspension

Michele De Lucchi, Alberto Nason

2010 / 2011

152



Led Net line 66: 660 x 285 x 25 height. Cable max 2000 height  
Led Net line 125: 1250 x 285 x 25 height. Cable max 2000 height

# Led Net circle suspension

Michele De Lucchi, Alberto Nason

2010 / 2011



153



LED

ø460 x 25 height. Cable max 2000 height

# Null Vector $\alpha$ , $\beta$

Carlotta de Bevilacqua, Laura Pessoni  
2013

154



LED



Null Vector  $\alpha$  (E14): 137 x 300. Cable max 1145 height  
Null Vector  $\beta$  (E14): 137 x 150 height. Cable max 2000 height





# Fiamma suspension

Wilmotte & Industries  
2014

156



LED



(GU10) ø63 x 125. Cable max 1500 height

# Fiamma 30 suspension

Wilmotte & Industries

2015



157

LED



ø130 x 300. Cable max 2000 height

# Altrove **TW** suspension

Carlotta de Bevilacqua

2008 / 2015



158



Radiofrequency remote control included



LED



FLUO



T

S

D

(G5) 1000 x 1000 x 100 height  
Cable max 2000 height




# Altrove suspension

Carlotta de Bevilacqua

2008 / 2015



160



LED  


FLUO  


  
S

  
T  
D

(G5) 1000 x 1000 x 100 height. Cable max 2000 height

# Altrove 600 suspension

Carlotta de Bevilacqua  
2010 / 2015



161

LED

FLUO



T

S

D

(G5) 600 x 600 x 80 height. Cable max 2000 height

# Tian Xia 500

Carlotta de Bevilacqua  
2003 / 2015



Fondazione TOC - Together to go, Milan, Italy



162



Infrared remote control  
included

FLUO + LED

LED + LED



(GX24q-4 + GX24q-4) ø500 x 290 height.  
Cable max 2000 height



# Tian Xia 500 Metamorfosi LED

Carlotta de Bevilacqua  
2015



163

LED + LED



Tian Xia 500 Metamorfosi LED:  
Infrared remote control included



ø500 x 290 height.  
Cable max 2000 height

# Nur, Nur mini, Nur 1618

Ernesto Gismondi

2003 / 2013



164



anti-dazzle screen  
(only for HALO)



coloured filter  
(only for HALO)

Nur	LED	 	LED FLUO HALO	 	(E27) ø550 x 430 height. Cable max 2200 height
Nur mini	LED	 	HALO	 	(R7s) ø360 x 285 height. Cable max 2000 height
Nur 1618	LED	 	HALO	 	(R7s) ø900 x 700 height. Cable max 2600 height



Oliviero Toscani, 2006





# Nur gloss, Nur mini gloss

Ernesto Gismondi

2008 / 2013

168



LED

LED  
FLUO  
HALO



S



S




D

Nur gloss (E27): ø550 x 430. Cable max 2200 height  
Nur gloss mini (E27): ø360 x 285. Cable max 2000 height



# Float circolare suspension

James Irvine  
2000



topaz filter  
blue filter




FLUO



(2GX13) ø555 x 65 height. Cable max 1600 height





171



# Vigo suspension

David Chipperfield  
2014

172



LED



(Gu10) ø130 x 220 height. Cable max 2000 height



# Empatia 16, 26, 36 suspension

Carlotta de Bevilacqua, Paola di Arianello  
2013

174



LED



Empatia 16: ø160 x 190 height. Cable max 2000 height  
Empatia 26: ø260 x 290 height. Cable max 2100 height  
Empatia 36: ø360 x 380 height. Cable max 2200 height

The body lamp could have different finishes for special projects.  
The feasibility must be approved by Artemide technical design department.

# Meteorite 15, 35, 48 suspension

Pio & Tito Toso  
2014 / 2015



176



LED  
FLUO  
HALO

HALO\*





177

\*Meteorite 15: 150 x 138 height. Cable max 1800 height  
Meteorite 35: 350 x 307 height. Cable max 1250 height  
Meteorite 48: 480 x 430 height. Cable max 1900 height

# Laguna 16, 26, 37 suspension

Matteo Thun, Antonio Rodriguez

2013

178



LED



Laguna 16: ø160 x 705 height. Cable max 2000 height  
Laguna 26: ø260 x 565 height. Cable max 2000 height  
Laguna 37: ø370 x 570 height. Cable max 2000 height



# Miconos suspension

Ernesto Gismondi  
1998



179

LED  
FLUO  
HALO



(E27 globe) ø300. Cable max 1550 height

# Incalmo, Incalmo 214 suspension

Carlotta de Bevilacqua

2014



180

LED



Incalmo: ø392 x 532 height. Cable max 2000 height  
Incalmo 214: ø240 x 320 height. Cable max 2000 height



# Invero, Invero 214 suspension

Carlotta de Bevilacqua  
2014


182



LED



Invero: ø361 x 359 height. Cable max 2000 height  
Invero 214: ø230 x 250 height. Cable max 2000 height




# Castore 14, 25, 35, 42 suspension

Michele De Lucchi, Huub Ubbens

2003

184



LED  
FLUO  
HALO

HALO\*



\*Castore 14 (G9): ø140 x 800 height. Cable max 2000 height  
Castore 25 (E27): ø250 x 730 height. Cable max 2220 height  
Castore 35 (E27): ø350 x 620 height. Cable max 2330 height  
Castore 42 (E27): ø420 x 300 height. Cable max 2490 height



# Logico, mini, micro, nano suspension

Michele De Lucchi, Gerhard Reichert

2001 / 2006

186







188



Logico (E27): 400 x 400 x 310 height. Cable max 2000 height  
Logico 3 in linea (E27): 1000 x 400 x 310 height. Cable max 2000 height  
Logico 3x120° (E27): 660 x 660 x 310 height. Cable max 2000 height

Logico mini (E27): 240 x 240 x 220 height. Cable max 2000 height  
Logico mini 3 in linea (E27): 660 x 280 x 220 height. Cable max 2000 height  
Logico mini 3x120° (E27): 450 x 450 x 220 height. Cable max 2000 height

LED  
FLUO  
HALO

Ts



189



Logico micro (E14): 180 x 180 x 170 height. Cable max 2000 height  
Logico micro 3 in linea (E14): 490 x 180 x 170 height. Cable max 2000 height  
Logico micro 3x120° (E14): 330 x 340 x 170 height. Cable max 2000 height

Logico nano (E14): 110 x 110 x 130 height. Cable max 1700 height

# Castore calice 18, 42 suspension

Michele De Lucchi, Huub Ubbens

2004

190



LED  
FLUO  
HALO

HALO\*



\*Castore calice 18 (G9): ø180 x 290 height. Cable max 2000 height  
Castore calice 42 (E27): ø420 x 730 height. Cable max 2000 height

# Edge 30 suspension

Alessandro Mendini  
2004



191

LED  
FLUO



(E27) 300 side x 485 x 300 height. Cable max 1605 height

# Mercury suspension

Ross Lovegrove  
2007 / 2012



192

LED

HALO



S

D

(R7s) ø1100 x 600 height. Cable max 2000 height





**J&T BANKA**

**J&T FINANCE GROUP**

**CORPORATE FINANCE SLOVAKIA**





Only for special projects which feasibility must be approved by Artemide technical design department it's possible to create different combinations by joining the elements Mercury sospensione

# Mercury mini suspension

Ross Lovegrove  
2012

196



LED

HALO



(R7s) ø700 x 562 height. Cable max 2000 height

# Droplet suspension

Ross Lovegrove  
2007 / 2011



197

LED

HALO



S

D

(R7s) ø1100 x 340 height. Cable max 2000 height

# Cosmic Angel suspension

Ross Lovegrove


2009



198

HALO





199

(R7s) 1780 x 800 x 410 height. Cable max 2000 height

# Lana

Carlotta de Bevilacqua  
2015

200



LED



ø125 x 160. Cable max 2000 height

# Cabildo suspension

Eric Solé

2007 / 2015



201

LED | HALO | 

(R7s) 410 x 95 x 190. Cable max 1500 height

# Talo 90, 120, 150, 180, 240 suspension

Neil Poulton

2001 / 2014



202

LED | FLUO



Talo 90, 120, 150 (G5): 905 / 1205 / 1505 x 70 height.  
Cable max 1600 height  
Talo 180, 240 (Fluo only - G5): 1795 / 2395 x 70 height.  
Cable max 1600 height





# Tolomeo decentrata suspension

Michele De Lucchi, Giancarlo Fassina

1996

204



LED  
FLUO  
HALO



S

D

D

D

(E27) max 1640 x max 1860 height  
diffusers: ø200, ø240, ø320, ø360



205

# Tolomeo due bracci alluminio suspension

Michele De Lucchi, Giancarlo Fassina

1996

206



LED  
FLUO  
HALO



(E27) 1500 max x 1200 max height

# Tolomeo due bracci pergamena suspension

Michele De Lucchi, Giancarlo Fassina

1996



207

LED  
FLUO  
HALO



(E27) 1480 max x 1480 max height  
diffusers: ø240, ø320, ø360, ø420

# Tolomeo mega suspension

Michele De Lucchi, Giancarlo Fassina

2007

Private house, Saint Tropez, France

208



LED  
FLUO  
HALO



S

D

D



S

D

(E27) 290/360 height. Cable max 2000 height  
diffusers: ø420 / ø520

# Choose suspension, mega suspension

Matteo Thun  
2008



209

LED  
FLUO  
HALO



Choose (E27): ø358 x 225 height. Cable max 2000 height  
Choose mega (E27): ø550 x 370 height. Cable max 2000 height

# Calenda

Italo Rota, Alessandro Pedretti  
2011

Museo del 900, Milan - Italy, Project Gruppo Rota

210

FLUO + LED



(2G11) ø930 x 1600 height. Cable max 4000 height





Elliott Erwitt, 2011


# Empirico suspension, Empirico system

Karim Rashid  
2011

DB Hotel, Verona, Italy



212



FLUO



(G5) Module 1535 x 370 height. Cable max 2000 height

# Nuboli

Guido Matta, Enrico Girotti  
2011

Centro Servizi dello studentato universitario, Trento, Italy

213




FLUO



(2G11) ø1530 x 540 height. Cable max 4000 height

# Wall & Ceiling Lamps



214

Microsurf	216	Demetra MD wall	246
Islet	218	Talak wall	248
Melete	219	Flashit	249
Mesmeri	220	Tolomeo faretto, micro faretto	250
Talo wall	224	Tolomeo pinza, micro pinza	251
Talo parete 90, 120, 150	226	Tolomeo wall, mini wall	252
Pirce, micro wall	228	Tolomeo micro wall	253
Rea 12, 17	230	Tolomeo braccio	254
Cuma 10, 20, 26	232	Tolomeo basculante wall	256
Cabildo wall	234	Tolomeo mega wall	258
Florensis wall	235	Tolomeo diffusore 18, 24, 32 wall	259
Reall wall	236	Melampo wall	260
Demetra faretto	238	Choose wall, recessed	262
Objective wall	240	Jet, Jet base	264
Cadmo wall	242	Skopos	265
Dinarco	244	Telefo 50, 70, 120	266
Eurialo	245	Teti	267
Demetra wall	246	Orbiter	268





Fiamma wall/ceiling	270	Logico, mini, micro, nano ceiling	298
Crazy	272	Incalmo, Incalmo 214 ceiling	300
Altrove TW wall/ceiling	274	Invero, Invero 214 ceiling	301
Altrove 600 wall/ceiling	276	Laguna 16, 26, 37 ceiling	302
Altrove wall/ceiling	277	Fiamma 15, 30 ceiling	304
Edge 21, 30 wall/ceiling	278	Groupage 20, 32, 45	305
Lunarphase 450, 600 LED ceiling	279	Pirce ceiling	306
Nebula wall/ceiling	280	Pirce mini ceiling	307
Droplet mini wall/ceiling	282	Iosif	308
Led Net circle ceiling	284	Cosmic Angel ceiling	310
Led Net line 66, 125 ceiling	285	Droplet ceiling	311
Miconos wall, ceiling	288	Skydro	312
Vigo wall	289	Mercury ceiling, mini ceiling	314
Empatia 16, 26, 36 wall/ceiling	290	Botanic rain	318
Meteorite 15, 35 wall/ceiling	292	Float circolare ceiling	320
Meteorite 48 ceiling	293	Nur ceiling, mini ceiling	322
Dioscuri 14, 25, 35, 42 wall/ceiling	294	Nur gloos ceiling, mini gloss ceiling	323
Logico, mini, micro wall	296		

# Microsurf

Neil Poulton  
2013

216



LED



200 x 40 x 150 depth



217



# Islet

Mikko Laakkonen  
2015

218



LED




ø450 x 110 height



# Melete

Pio & Tito Toso  
2011 / 2015



219

LED | HALO | 

(R7s) 228 x 55 x 138 depth

# Mesmeri

Eric Solé  
2005 / 2012



220



(R7s) 340 x 79 x 221 depth







# Talo wall

Neil Poulton  
2002 / 2012



224





225



Talo LED: 210 x 42 x 100 depth  
Talo Halo (R7s): 210 x 34 x 100 depth  
Talo Fluo (G24q-2): 210 x 43 x 100 depth

# Talo 60, 90, 120, 150 wall

Neil Poulton  
2001 / 2013




226

LED | FLUO



Talo wall 90, 120, 150 (G5): 905 / 1205 / 1505 x 40 x 100 depth  
Talo wall 60 (LED only): 605 x 40 x 100 depth





# Pirce, Pirce micro wall

Giuseppe Maurizio Scutella  
2010 / 2013

228



Pirce

LED

HALO

Pirce micro



(R7s) 370 x 250 x 220 depth

220 x 148 x 160 depth



229

Schloessl, Oberrotterbach, Germany

# Rea 12, 17

Neil Poulton  
2013 / 2014



230

LED

Rea 12: 120 x 119 x 147 depth  
Rea 17: 170 x 168 x 204 depth



231



# Cuma 10, 20, 26

Roberto Paoli  
2011 / 2012



232



LED 

Cuma 10: 100 x 148 x 130 depth  
Cuma 20: 200 x 148 x 140 depth



233

# Cabildo wall

design Eric Solé

2007 / 2015



234

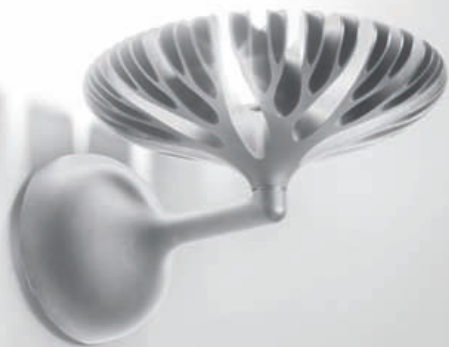
LED | HALO | 

(R7s) 410 x 190 x 230 depth



# Florensis wall

Ross Lovegrove  
2013



235

LED

ø188 x 129 x 216 depth

# Reall wall

Carlotta de Bevilacqua, Paolo dell'Elce  
2011

236



LED



150 x 190 x 300 depth



237



# Demetra faretto

Naoto Fukasawa

2013

238



LED



ø130 diffuser x ø130 wall support x 185 depth



239



# Objective wall

Jean Nouvel

2013

240



LED

ø65 x 156 depth



241



# Cadmo wall

Karim Rashid  
2009

242



LED

FLUO



(GU10 / Gx24q-3) 130 x 540 x 130 depth





# Dinarco

Carlo Forcolini, Giancarlo Fassina  
2011

244




HALO



(R7s) 400 x 322 x 76 depth

# Eurialo

Pio & Tito Toso  
2008




245



HALO

FLUO



(R7s / GX24q-3/4) 360 x 158 x 120 depth

# Demetra wall

## Demetra wall **MD** (movement detector)

Naoto Fukasawa  
2013

246

Movement detector



2,5mt



12min

LED



ø130 head x 637 x 635 depth





247



# Talak wall

Neil Poulton  
2007

248

LED   
S D

27 x 619 x 853 depth



# Flashit

Massimo Tassone  
2014

249



LED

ø15 x 1500 length

# Tolomeo faretto, micro faretto

Michele De Lucchi, Giancarlo Fassina

1995 / 2010



250



LED

LED  
FLUO  
HALO



Tolomeo (E27): 230 x 250 depth  
Tolomeo micro (E14): 200 x 200 depth



# Tolomeo pinza, micro pinza

Michele De Lucchi, Giancarlo Fassina  
1995 / 2010



251

Tolomeo

LED



Tolomeo micro

LED  
FLUO  
HALO



(E27) 180 x 230

(E14) 160 x 200

# Tolomeo wall, mini wall

Michele De Lucchi, Giancarlo Fassina

1987 / 2010

252



LED



LED  
FLUO  
HALO



FLUO



Tolomeo (E27 / G24q-2): max 1310  
x max 1260 depth  
Tolomeo mini (E27 / G24q-2): max 1110  
x max 1060 depth

# Tolomeo micro wall

Michele De Lucchi, Giancarlo Fassina  
1991 / 2010



253



(E14) max 740 x max 730 depth

# Tolomeo braccio

Michele De Lucchi, Giancarlo Fassina  
1996 / 2009

254



LED

LED  
FLUO  
HALO



(E27) max 1670 x max 1670 depth



# Tolomeo basculante wall

Michele De Lucchi, Giancarlo Fassina  
2004



256

LED  
FLUO  
HALO



(E27) max 750 x max 1117 depth  
diffuser: ø180



# Tolomeo mega wall

Michele De Lucchi, Giancarlo Fassina  
2003

258



LED

LED  
FLUO  
HALO\*



(E27) max 2060 x max 1020 depth  
diffusers: ø320, ø360, ø420  
\*dimmmable version Halo only



# Tolomeo diffusore 18, 24, 32 wall

Michele De Lucchi, Giancarlo Fassina

2003



259



LED  
FLUO  
HALO



Tolomeo 18 (E27): ø180 x 326 x 278 depth  
Tolomeo 24 (E27): ø240 x 352 x 368 depth  
Tolomeo 32 (E27): ø320 x 406 x 488 depth

# Melampo wall

Adrien Gardère  
2003

260



LED  
FLUO  
HALO



(E14) ø230 diffuser x 350 x 300 depth




# Choose wall, recessed

Matteo Thun

2006 / 2008

262



LED



LED  
FLUO  
HALO

LED + LED  
FLUO  
HALO



Choose wall (LED): 66 x 152 x 54 depth  
Choose wall (E27): 237 x 146 x 184 depth  
Choose wall (E27+LED): 237 x 315 x 184 depth




# Jet, Jet base

Artemide

2007

264



LED  IP40

Jet: 84 x 116 base x ø30  
Jet base: 50 x 152 x 41 base x ø30

# Skopos

Ernesto Gismondi  
2013



265

LED    IP40

75 x 75 base x 60 x 35 head x max 360 depth

# Telefo 50, 70, 120

Örni Halloween

1994 / 2003



266

FLUO



S



D

IP44 (Telefo 50)

Telefo 50 (G23): 500 x 80 x 100 depth  
Telefo 70, 120 (G13): 700/1300 x 80 x 100 depth



# Teti

Vico Magistretti  
1970



267

LED  
FLUO  
HALO




(E27) ø140 x 70 depth

# Orbiter

Neil Poulton  
2015

268



LED



ø151,5 diffuser x ø90 x 50 wall support x 190 depth



269



# Fiamma wall/ceiling

Wilmotte & Industries

2014

270



LED



S



S



D



271

(Gu10) ø63 x 127 diffuser x 125 x 125 wall/ceiling support x 226 depth

# Crazy

Ernesto Gismondi, Daniele Moioli  
2015


272



LED



690 x 95 depth




# Altrove **TW** wall/ceiling

Carlotta de Bevilacqua

2008 / 2015



274



LED  


FLUO  


  
S

  
D

Radiofrequency remote control included (G5) 1000 x 1000 x 100 depth





Stade Roland Garros, Paris, France



Milan, Italy

Franco Parenti Theatre

# Altrove 600 wall/ceiling

Carlotta de Bevilacqua  
2010 / 2015



276

LED  


FLUO  




T  
D

(G5) 600 x 600 x 80 depth

# Altrove wall/ceiling

Carlotta de Bevilacqua  
2010 / 2015



LED

FLUO



S

T

(G5) 1000 x 1000 x 100 depth

# Edge 21, 30 wall/ceiling

Alessandro Mendini  
2012



278



LED  
FLUO



IP65

Edge 21 (E27): 210 side x 350 x 320 depth/height  
Edge 30 (E27): 300 side x 485 x 430 depth/height

# Lunarphase 450, 600 LED ceiling

Carlotta de Bevilacqua

2015



279



LED



Lunarphase 450: ø450 x 110 height  
Lunarphase 600: ø600 x 110 height

# Nebula wall/ceiling

Ross Lovegrove  
2012

280



LED



ø800 x 140 depth/height






# Droplet mini wall/ceiling

Ross Lovegrove  
2009 / 2011

282



LED

HALO



(R7s) ø600 x 340 depth/height





# Led Net circle ceiling

Michele De Lucchi, Alberto Nason

2011



284



LED



650 x 650 x 70 height

# Led Net line 66, 125 ceiling

Michele De Lucchi, Alberto Nason

2011



285

LED 

Led Net line 66: 660 x 285 x 70 height  
Led Net line 125: 1250 x 285 x 70 height





# Miconos wall, ceiling

Ernesto Gismondi

1999

288



Miconos wall (E27 globe): ø250 x 435 x 325 depth  
Miconos ceiling (E27 globe): ø300 x 480 height

LED  
FLUO  
HALO



T

S

D

# Vigo wall

David Chipperfield  
2014



289



LED




(Gu10) ø130 x 220 x 420 max height x 210 depth

# Empatia 16, 26, 36 wall/ceiling

Carlotta de Bevilacqua, Paola di Arianello  
2013

290



LED



Ts

S

D





291

Empatia 16: ø160 x 190 depth/height  
Empatia 26: ø260 x 290 depth/height  
Empatia 36: ø360 x 380 depth/height

# Meteorite 15, 35 wall/ceiling

Pio & Tito Toso

2014

292



LED  
FLUO  
HALO

HALO\*



S

D

\*Meteorite 15 (G9): ø150 x 138 depth/height  
Meteorite 35 (E27): ø350 x 307 depth/height

# Meteorite 48 ceiling

Pio & Tito Toso  
2014



293

LED  
FLUO  
HALO



Meteorite 48 (E27): ø480 x 430 height

# Dioscuri 14, 25, 35, 42 wall/ceiling

Michele De Lucchi

2000 / 2003

294



LED  
FLUO  
HALO

HALO\*



IP65

\*Dioscuri 14: ø140 x 130 depth  
Dioscuri 25: ø250 x 230 depth



295



Dioscuri 35: ø350 x 340 depth  
Dioscuri 42: ø420 x 420 depth

# Logico wall, mini, micro

Michele De Lucchi, Gerhard Reichert

2001 / 2002

296



LED  
FLUO  
HALO



Logico (E27): 330 x 320 x 185 depth  
Logico mini (E27): 253 x 220 x 103 depth  
Logico micro (E14): 189 x 189 x 103 depth



# Logico mini, micro, nano ceiling

Michele De Lucchi, Gerhard Reichert

2001 / 2006



298



LED  
FLUO  
HALO



Logico (E27): 400 x 400 x 325 height  
Logico 3 in linea (E27): 1000 x 400 x 350 height  
Logico 3x120° (E27): 660 x 660 x 350 height  
Logico mini (E27): 280 x 280 x 230 height  
Logico mini 3 in linea (E27): 660 x 280 x 230 height  
Logico mini 3x120° (E27): 450 x 450 x 230 height



Only for special projects which feasibility must be approved by Artemide technical design department it's possible to create different combinations by joining the elements Logico ceiling.

Schloessl, Oberrotterbach, Germany

299

Logico micro (E14): 180 x 180 x 190 height  
Logico micro 3 in linea (E14): 490 x 180 x 210 height  
Logico micro 3x120° (E14): 330 x 330 x 210 height  
Logico nano (E14): 110 x 110 x 130 height

# Incalmo, Incalmo 214 ceiling

Carlotta de Bevilacqua  
2014

300



LED



Incalmo: ø392 x 603 height  
Incalmo 214: ø240 x 387 height

# Invero, Invero 214 ceiling

Carlotta de Bevilacqua

2014



301

LED



Invero: ø361 x 430 height  
Invero 214: ø230 x 317 height

# Laguna 16, 26, 37 ceiling

Matteo Thun, Antonio Rodriguez

2013



302

LED





303

Laguna 16: ø160 x 340 height  
Laguna 26: ø260 x 470 height  
Laguna 37: ø370 x 490 height

# Fiamma 15, 30 ceiling

Wilmotte & Industries

2015



304

LED



Fiamma 15: ø130 x 160 height  
Fiamma 30: ø130 x 310 height

# Groupage 20, 32, 45

Ernesto Gismondi, Daniele Moioli  
2014



305



LED



Groupage 20: 200 x 200 x 340 height  
Groupage 32: 320 x 320 x 200 height  
Groupage 45: 450 x 450 x 200 height

# Pirce ceiling

Giuseppe Maurizio Scutellà  
2012



306

LED    HALO 

(R7s) 940 x 970 x 440 height



# Pirce mini ceiling

Giuseppe Maurizio Scutella  
2013



307

LED    HALO

(R7s) 670 x 690 x 360 height

# Iosif

MiloDaMalo  
2014

308



LED



ø30 x 1500 height x 80 recessed




losif could have different colour finishes and different lengths for special projects.  
The feasibility must be approved by Artemide technical design department.

# Cosmic Angel ceiling

Ross Lovegrove

2009




310

HALO + FLUO 

(R7s + 2G11) 1780 x 800 x 250 height

# Droplet ceiling

Ross Lovegrove  
2007 / 2011



311

LED

HALO



S


D

(R7s) ø1100 x 340 height

# Skydro

Ross Lovegrove  
2008 / 2012

312



Module  
with lighting unit

Module  
without lighting unit

LED

HALO



Module with lighting unit (R7s): 1425 x 1360 x 420 height  
Module without lighting unit: 1420 x 1360 x 136 height



# Mercury ceiling, mini ceiling

Ross Lovegrove  
2007 / 2011



314

LED

HALO



S

D

Mercury (R7s): ø1100 x 600 height  
Mercury mini (R7s): ø700 x 562 height









317

Only for special projects which feasibility must be approved by Artemide technical design department it's possible to create different combinations by joining the elements Mercury soffitto.



# Botanic rain

Ross Lovegrove  
2012

Marinmaud, Paris, France

318



LED

T

Only for special projects which feasibility  
must be approved by Artemide technical design department.



# Float circolare ceiling

James Irvine  
2000



320



topaz filter



blue filter

FLUO



(2GX13) ø565 x 110 height



# Nur ceiling, mini ceiling

Ernesto Gismondi

2007 / 2013

322



LED

LED  
FLUO  
HALO



S

S

D

Nur (E27): ø550 x 430 height  
Nur mini (E27): ø360 x 280 height



# Nur gloss ceiling, mini gloss ceiling

Ernesto Gismondi

2009 / 2013



323

LED

LED  
FLUO  
HALO



S




S



D

Nur gloss (E27): ø550 x 430 height  
Nur gloss mini (E27): ø360 x 280 height

324



# Masters' Pieces Collection



325

Alfa	326	Pausania TW	346
Eclisse	328	Shogun	348
Nesso	330	Pantalica	350
Nessino	331	suspension	
Lesbo	332	Pantalica wall	351
Fato	334	Montjuic	352
Chimera	336	Prometeo	353
Mezzachimera	336	Yang	354
Boalum	338	Metacolor	355
Patroclo	340	Genesy	356
Aggregato	342	Noto	357
suspension, decentrato, saliscendi		Pipe suspension	358
Callimaco	344	Pipe wall/ceiling	360
		Pipe floor	361

# Alfa

Sergio Mazza  
1959

326



(E14) ø140 base x ø300 diffuser x 480 height

LED  
FLUO  
HALO



Aldo Ballo, 1967



327

# Eclisse

Vico Magistretti  
1967



328

LED  
FLUO  
HALO





329

(E14) ø120 x 180 height

# Nesso

Giancarlo Mattioli, Gruppo Architetti Urbanisti Città Nuova  
1967

330



LED  
FLUO  
HALO



(E14) ø210 base x ø540 diffuser x 340 height



# Nessino

Giancarlo Mattioli, Gruppo Architetti Urbanisti Città Nuova  
re-edition 2003



331



LED  
FLUO  
HALO



(E14) ø125 base x ø320 diffuser x max 223 height

# Lesbo

Angelo Mangiarotti  
1967

332



HALO



S

D

(E27) ø160 base x 520 diffuser x 370 height



# Fato

Gio Ponti  
1969



334



LED  
FLUO  
HALO



(E14) 350 x 100 x 350 height



# Chimera, Mezzachimera

Vico Magistretti  
1969 / 1970



LED  
FLUO  
HALO



Mezzachimera (E27): 220 x 770 height

Aldo Ballo, 1969



337

FLUO



Chimera (G5): ø220 x 1800 height

# Boalum

Livio Castiglioni, Gianfranco Frattini  
1970

338

HALO



ø60 x max 2000 length





# Patroclo

Gae Aulenti  
1975


340



HALO



(E27) ø280 base x 500 diffuser x 450 height



341

# Aggregato suspension, decentrato, saliscendi

Enzo Mari  
1976 / 1995



342



LED  
FLUO  
HALO



(E27) ø250, ø400 sphere diffuser  
ø380 x 140, ø530 x 170 cone diffuser  
Cable max 2000 height




# Callimaco

Ettore Sottsass  
1982 / 2014



344



LED HALO



(R7s) ø390 base x 2000 height



345


Aldo Ballo, 1988

# Pausania **TW**<sup>®</sup> (Tunable White)

Ettore Sottsass

1983 / 2015

346



LED 

480 x 110 x 430 height



Aldo Ballo, 1983

347



# Shogun

Mario Botta  
1986

348



(E27) ø120 base x ø320 diffuser x 595 height

LED  
FLUO  
HALO





# Pantalica suspension

Örni Halloween  
1995 / 1996



350



LED  
FLUO  
HALO



(E14) ø980 x 520. Cable max 1400 height


# Pantalica wall

Örni Halloween

1995 / 1996



351



Pantalica 2 braccia (E14): 720 x 230 x 360 depth  
Pantalica 3 braccia (E14): 850 x 230 x 480 depth

LED  
FLUO  
HALO



# Montjuic

Santiago Calatrava  
1990

Aldo Ballo, 1990

352




HALO




(R7s) 450 base x 510 x 1900 height

# Prometeo

Aldo Rossi  
1996



353



Infrared remote control included

LED HALO+FLUO



(B15d + 2G11) 420 x 500 base x 120 x 1800 height

# Yang

Carlotta de Bevilacqua  
2000



354



Infrared remote control included

FLUO



T

(GX24q-4) Ø400 x 425 x max 310 height




# Metacolor

Ernesto Gismondi  
2001

355



Infrared remote control included



FLUO



(T26 + G23) ø340 base x ø150 x 2050 height

# Genesy

Zaha Hadid  
2009

356



HALO+LED




(R7s) 1220 x 1950 height

# Noto

Michele De Lucchi  
2008

Elfo Puccini Theatre, Milan, Italy



357



FLUO

(G5) 1730 x 385 x 860 height

# Pipe suspension

Herzog & De Meuron  
2002



Compasso d'Oro / ADI  
2004

358



FLUO

T

(GX24q-3) ø210 head x max 1380 height x ø180 ceiling rose



# Pipe wall/ceiling

Herzog & De Meuron  
2002



360

FLUO

T

(GX24q-3) ø210 head x max 1180 depth x ø180 wall/ceiling support

# Pipe floor

Herzog & De Meuron  
2005



361

FLUO 

(GX24q-4) ø210 head x 300 base x max 2200 height



Issey Miyake  
photo by Brigitte Lacombe



Ernesto Gismondi  
photo by Chris Broadbent

Artemide's IN-EI ISSEY MIYAKE is a collection of suspended, table and floor lamps; the shadows cast by the lamps are combined with subtle, beautiful nuances of light. The unique folds creating the shapes and the durability of the shades are the result of an innovative technology developed by Issey Miyake. Thanks to a recycled material featuring a higher transparency to light than paper, the plasticity of the lampshades is perfectly achieved without need for internal structures: the process of folding actually creates volumes which are solid enough to be easily remodelled. When not in use, the lamps can be folded and stored. "I'm particularly proud of this collaboration," says Ernesto Gismondi. "Issey Miyake devotes his exceptional artistic talents to a research focused on the needs and lives of the individuals: the same commitment can be seen in The Human Light, Artemide's leading philosophy. So our values and vision were in tune with Issey Miyake from the very beginning." IN-EI it means "shadow, shading, nuance" in Japanese; the project started in 2010 at the Miyake Design Studio when Jun Mitani created a new process using a computer software based on 3D geometric formulae. "132 5. ISSEY MIYAKE" is a clever method of creating clothing and represents a successful example of what can be achieved through thorough research into textiles and technology. The IN-EI project uses a special fabric that can be folded to create and retain three-dimensional shapes. IN-EI ISSEY MIYAKE was created through the partnership between Artemide lighting know-how and Reality Lab. innovative approach to materials and design.



陰翳

IN-EI

ISSEY MIYAKE

Mendori	364
Mendori mini	365
Mogura mini	366
Yadokari	367
Hakofugu suspension	368
Wuni	369
Minomushi floor	370
Minomushi suspension	371
Fukurou floor	372
Tatsuno-Otoshigo	373



Compasso d'Oro / ADI  
2014

# Mendori

Issey Miyake + Reality Lab.  
2012



364



LED 

500 x 480 x 440 height

# Mendori mini

Issey Miyake + Reality Lab.  
2014



365

LED



(E14) 370 x 315 x 310 height

# Mogura mini

Issey Miyake + Reality Lab.  
2012

366




LED



260 x 260 x 430 height

# Yadokari

Issey Miyake + Reality Lab.  
2014



367

LED



(E14) 215 x 300 x 308 height

# Hakofugu suspension

Issey Miyake + Reality Lab.

2012

368



LED



(E27) 542 x 542 x 310 height. Cable min 400 - max 1700

# Wuni

Issey Miyake + Reality Lab.  
2014



369

LED



(E27) ø480 x 235 height. Max height 2000

# Minomushi floor

Issey Miyake + Reality Lab.  
2012

370



LED 

300 x 300 base x 580 x 580 x 2105 height



# Minomushi suspension

Issey Miyake + Reality Lab.  
2012




371

LED 

580 x 580 x 2040 height x 200 ceiling rose. Max height 4250 mm

# Fukurou floor

Issey Miyake + Reality Lab.  
2012



372

LED 

(E27) 200 x 200 base x 565 x 490 x 1550 height

# Tatsuno-Otoshigo

Issey Miyake + Reality Lab.  
2012



373

LED



370 x 370 x 1510 height. Max height 2800



# Architectural indoor



Tagora 80, 270, 570, 970 ceiling	<b>376</b>
Tagora 80, 270, 570, 970 recessed	<b>378</b>
Tagora 80, 270, 570, 970 suspension	<b>380</b>
Incipit, Incipit 214 ceiling	<b>382</b>
Incipit, Incipit 214 suspension	<b>383</b>
Mouette asimmetrica, simmetrica, mini	<b>384</b>
Twist	<b>385</b>
Kao	<b>386</b>
Airlite	<b>388</b>
Cata	<b>390</b>
37 cube	<b>392</b>
PAD 80	<b>394</b>
Algoritmo System	<b>398</b>
Nothing downlight	<b>400</b>
Everything 35, 55, 80, 105, 150	<b>402</b>
Parabola 55, 80, 100	<b>406</b>
Zeno Up Frosted 2, 3, 4	<b>407</b>

# Tagora 80, 270, 570, 970 ceiling

S&R Cornelissen

2008 / 2013



376



LED

FLUO

HIT

HALO  
LED





377

Tagora 80 (LED / HIT / HALO): ø80 x 330  
Tagora 270 (LED / FLUO / HIT): ø270 x 330  
Tagora 570 (LED / FLUO): ø570 x 190  
Tagora 970 (LED / FLUO): ø970 x 230

# Tagora 80, 270, 570, 970 recessed

S&R Cornelissen

2008 / 2013



378



LED


FLUO

HIT

HALO  
LED







Tagora 80 (LED / HIT / HALO): ø80 x 175 recessed  
Tagora 270 (LED / FUO / HIT): ø272 x 240 recessed  
Tagora 570 (LED / FLUO): ø642 x 186 recessed  
Tagora 970 (LED / FLUO): ø1046 x 227 recessed

# Tagora 80, 270, 570, 970 suspension

S&R Cornelissen

2008 / 2013

380



LED

FLUO

HIT

HALO  
LED





Tagora 80 (LED / HIT / HALO):  $\varnothing 80 \times 330$ . Cable max 2000 height  
Tagora 270 (LED / FUO / HIT):  $\varnothing 270 \times 330$ . Cable max 2000 height  
Tagora 570 (LED / FUO):  $\varnothing 570 \times 190$ . Cable max 2000 height  
Tagora 970 (LED / FUO):  $\varnothing 970 \times 230$ . Cable max 2000 height

# Incipit, Incipit 214 ceiling

Carlotta de Bevilacqua, Fabio Zanola  
2014



382

LED 

Incipit: ø344 x 225 height  
Incipit 214: ø214 x 175 height

# Incipit, Incipit 214 suspension

Carlotta de Bevilacqua, Fabio Zanola

2014



383

LED



Incipit: ø344 x 154 height. Cable max 2000 height  
Incipit 214: ø214 x 108 height. Cable max 2000 height

# Mouette asimmetrica, simmetrica, mini

Wilmotte & Industries

2004 / 2010

384



FLUO



Mouette asimmetrica (G5): 1950 x 400. Cable max 5900 height  
Mouette simmetrica 2500 (G5): 2550 x 400. Cable max 5900 height  
Mouette simmetrica (G5): 1350 x 400. Cable max 5900 height  
Mouette mini (2G11): 960 x 265. Cable max 1600 height

# Twist

design Design Office  
2012



385

FLUO



(G5) 1410 x 1410 x 323. Cable max 6000 height

# Kao

Bruno Houssin  
2007

386



KIT A suspension (G5): 4401 x 1469 x 2037 height

KIT B suspension (G5): 2183 x 1727 x 1370 height

KIT C suspension (G5): 3708 x 1746 height

KIT D suspension (G5): 3736 x 349 height

KIT E wall/ceiling (G5): 4724 x 657 x 200 x 160 depth/height

KIT F wall/ceiling (G5): 4140 x 2150 x 200 x 160 depth/height

KIT G wall/ceiling (G5): 5205 x 3456 x 200 x 160 depth/height

FLUO







# Airlite

Carlotta de Bevilacqua, Paola di Arianello  
2012



388



LED



Airlite suspension:  $\varnothing$ 139 x 85. Cable max 2000 height  
Airlite ceiling:  $\varnothing$ 139 x 85 x 194 diffuser. 200 x 87 x 43 ceiling support



# Cata

Carlotta de Bevilacqua

2012 / 2014

390



LED



S D



Cata suspension:  $\varnothing 146$  x 157 height. Cable max 2000 height  
Cata ceiling fix:  $\varnothing 130$  x 67 height  
Cata ceiling:  $\varnothing 146$  x 176 height



391

Catadioptric unit 10°: ø132 x 122  
Catadioptric unit 14°: ø132 x 95  
TIR Optic (narrow / spot / flood / wide flood / ww): ø84 x 33  
Wide Optic 64°: ø125 x 108

# 37 cube

Carlotta de Bevilacqua, Paola di Arianello  
2011



392

LED



37 x 37 x max 140 height



# PAD 80

Carlotta de Bevilacqua  
2012

394



LED



Recessed - Trim version  
Frame for 1 optic unit: 114 x 114 x 78 recessed  
Frame for 2 optic units: 114 x 199 x 78 recessed  
Frame for 3 optic units: 114 x 284 x 78 recessed  
Frame for 4 optic units: 199 x 199 x 78 recessed





395

Recessed - Trimless version  
Frame for 1 optic unit: 90 x 90 x 73 recessed  
Frame for 2 optic units: 90 x 175 x 73 recessed  
Frame for 3 optic units: 90 x 260 x 73 recessed  
Frame for 4 optic units: 175 x 175 x 73 recessed



396

LED



S

S

S

D

Ceiling

Frame for 1 optic unit: 96 x 96 x 112 height  
Frame for 2 optic units: 96 x 181 x 112 height  
Frame for 3 optic units: 96 x 266 x 112 height



# Algoritmo System

Carlotta de Bevilacqua, Paola di Arianello  
2010

398

LED





399

For information on this family product see the Architectural Catalogue.

# Nothing downlight

Ernesto Gismondi

2005

400



LED	HIT	HALO LED	
-----	-----	-------------	--

Nothing 105 fixed (LED / HIT / HALO): ø160 x 127 recessed  
Nothing 105 adjustable (LED / HIT / HALO): ø160 x max 155 recessed  
Nothing 155 adjustable (HALO / HIT): ø210 x max 320 recessed



# Everything 35, 55, 80, 105, 150

Ernesto Gismondi

2013



402

**Everything 35**  
round-square

**Everything 55**  
round-square

**Everything 80**  
round-square

LED



Everything 35 round:  $\varnothing 35 \times 48$  recessed  
Everything 35 square:  $35 \times 35 \times 48$  recessed  
Everything 55 round:  $\varnothing 55 \times 78,5$  recessed  
Everything 55 square:  $55 \times 55 \times 78,5$  recessed  
Everything 80 round trim:  $\varnothing 80 \times 115$  recessed  
Everything 80 round trimless:  $\varnothing 60 \times 115$  recessed  
Everything 80 square trim:  $80 \times 80 \times 115$  recessed  
Everything 80 square trimless:  $60 \times 60 \times 115$  recessed





403

**Everything 105**  
round-square

**Everything 150**  
round-square

Everything 105 round trim:  $\varnothing 105 \times 130$  recessed  
Everything 105 round trimless:  $\varnothing 80 \times 130$  recessed  
Everything 105 square trim:  $105 \times 105 \times 130$  recessed  
Everything 105 square trimless:  $80 \times 80 \times 130$  recessed  
Everything 150 round trim:  $\varnothing 150 \times 137,5$  recessed  
Everything 150 round trimless:  $\varnothing 127 \times 137,5$  recessed  
Everything 150 square trim:  $150 \times 150 \times 137,5$  recessed  
Everything 150 square trimless:  $127 \times 127 \times 137,5$  recessed



404

**Everything 35**  
square

**Everything 35**  
round



# Parabola 55, 80, 100

Artemide  
2010



**Parabola 55**  
round




**Parabola 80**  
round



**Parabola 100**  
round

406



**Parabola 55**  
square



**Parabola 80**  
square



**Parabola 100**  
square



Parabola 55 round fixed:  $\varnothing 55 \times 61$  recessed  
Parabola 55 round adjustable:  $\varnothing 64 \times 62$  recessed  
Parabola 55 square fixed:  $55 \times 55 \times 60$  recessed  
Parabola 80 round fixed:  $\varnothing 75 \times 87$  recessed  
Parabola 80 round adjustable:  $\varnothing 88 \times 87$  recessed  
Parabola 80 square fixed:  $75 \times 75 \times 88$  recessed  
Parabola 100 round fixed:  $\varnothing 94 \times 95$  recessed  
Parabola 100 round adjustable:  $\varnothing 108 \times 97$  recessed  
Parabola 100 square fixed:  $94 \times 94 \times 95$  recessed

# Zeno Up Frosted 2, 3, 4

Jan Van Lierde

2013



**Zeno Up Frosted 2**  
round



**Zeno Up Frosted 3**  
round



**Zeno Up Frosted 4**  
round

407



**Zeno Up Frosted 2**  
square



**Zeno Up Frosted 3**  
square



**Zeno Up Frosted 4**  
square



Zeno Up Frosted 2 round:  $\varnothing 55 \times 49$  recessed  
Zeno Up Frosted 2 square:  $50 \times 50 \times 49$  recessed  
Zeno Up Frosted 3 round:  $\varnothing 76 \times 48$  recessed  
Zeno Up Frosted 3 square:  $65 \times 65 \times 48$  recessed  
Zeno Up Frosted 4 round:  $\varnothing 110 \times 52$  recessed  
Zeno Up Frosted 4 square:  $90 \times 90 \times 52$  recessed

408





# Architectural outdoor

409

Oblique	410
Tetragono	412
Logico Garden	414
Ippolito	415
Eraclea	416
Ciclope	417
Nuda	418
Chilone	419
Cuneo	420
Cuneo Mini	420
Granito	422
Piroscafo	424
Tolomeo mega outdoor	426
Tolomeo XXL	427
Reeds	428
Reeds Triplo	428


# Oblique

Arik Levy

2015



410



LED







411

Oblique 75: 50 x 182 x 750 height x ø100 diffuser  
Oblique 45: 50 x 182 x 450 height x ø100 diffuser  
Oblique 0: 50 x 182 x 190 height x ø100 diffuser  
Oblique wall: 50 x 182 x 190 depth x ø100 diffuser

# Tetragono

Ernesto Gismondi

2013

412



LED

■	T
S	D

Tetragono floor 45: 130 x 130 x 450 height  
Tetragono floor 90: 130 x 130 x 900 height  
Tetragono wall 45: 130 x 130 x 165 depth



# Logico Garden

Michele De Lucchi, Daniele Moioli

2014

414



LED



Logico Garden 45: ø170 x 450 height  
Logico Garden 60: ø170 x 600 height  
Logico Garden 90: ø170 x 900 height  
Logico Garden 3x120°: ø320 x 910 height

# Ippolito

Alessandro Pedretti (Studio Rota & Partners)

2011

415



LED



Ippolito 45: ø200 x 450 height  
Ippolito 90: ø200 x 900 height

# Eraclea

Neil Poulton  
2011

416



LED

510 x 130 x 800 height

# Ciclope

Alessandro Pedretti (Studio Rota & Partners)

2009

417



LED



- Ciclope floor 50: 50 x 170 x 500 height x 110 head
- Ciclope floor 50 bilateral: 50 x 170 x 500 height x 170 head
- Ciclope floor 90: 50 x 170 x 900 height x 110 head
- Ciclope floor 90 bilateral: 50 x 170 x 900 height x 170 head
- Ciclope recessed: 170 x 270 height x 100 x 40 recessed
- Ciclope wall: 50 x 170 x 270 height x 110 head



# Nuda

Ernesto Gismondi

2010

Centro Servizi dello studentato universitario, Trento, Italy



LED



Nuda floor 50 mono/bilateral: 48 x 168 x 500 height x 195 x 130 base  
Nuda floor 100 mono/bilateral: 48 x 168 x 1000 height x 195 x 130 base  
Nuda recessed: 180 x 235 x 55



# Chilone

Ernesto Gismondi

2009

419

LED

Chilone floor 45: 168 x 175 x 450 height  
Chilone floor 90: 168 x 175 x 900 height  
Chilone up: 168 x 160 x 490 height  
Chilone pole: 168 x 210 x 2500 height  
Chilone wall: 168 x 435 x 48 x 255 depth


# Cuneo, Cuneo Mini

Klaus Begasse

2010 / 2015



420



Cuneo: 170 x 70 x 200  
Cuneo Mini: 64 x 80 x 200




# Granito

Ernesto Gismondi  
2010

422




LED | HIT | 

Granito 30: 300 x 300 x 300 height  
Granito 60: 300 x 300 x 600 height



# Piroscafo

Ernesto Gismondi  
2014



424



LED



ø190 x 170 x 275 height





# Tolomeo mega outdoor

Michele De Lucchi, Giancarlo Fassina

2015



426

Hook

Suspension



LED



IP65

Floor:  $\varnothing$ 600 base x max 1230 x max 2320 height - diffuser:  $\varnothing$ 420/520  
Hook: 491/562 height - diffuser:  $\varnothing$ 420/520. Cable max 5000  
Suspension: 290/358 height - diffuser:  $\varnothing$ 420/520. Cable max 1900



# Tolomeo XXL

Michele De Lucchi, Giancarlo Fassina  
2009

Meet Design 2011, Rome, Italy



Base ø1000



Pivot



427

FLUO |  IP65

(GX24q-5) max 2620 x max 2920 height

# Reeds, Reeds triplo

Klaus Begasse

2013

428




LED



IP20 / IP67 / IP68

Reeds: 224 x 219 base x 1499 height  
Reeds triplo: 418 x 423 base x 1499 height





430

# DANESE



# MILANO



Falkland floor	432
Falkland suspension	433
Les Danseuses 65, 90	434
Stabligh A, B, C	436
Stabligh	437
Itka 20, 35, 50 suspension	438
Itka 20, 35 table	439
Itka base	440
Itka 20, 35, 50 table floor	441
Itka 20, 35, 50 wall/ceiling	442
Mia	444
Eclittica 20 table	446
Eclittica 20 wall/ceiling	447
Eclittica 20 suspension	448
Eclittica 50 suspension	449
Two flags wall	450
Two flags floor	451
Miyako 30, 55 wall	452
Miyako 30, 55 ceiling	453
Miyako chandelier	454
Miyako 30, 55 suspension	455
Olmo	456
Una Pro	458
Una Pro 75	459
Una Pro 75 recessed	460
Una Pro 75 track	461
100%	462

# Falkland floor

Bruno Munari

1964



432

LED  
FLUO  
HALO



(E27) ø400 x 1850 height

# Falkland suspension

Bruno Munari

1964



433

LED  
FLUO  
HALO



Falkland 53 (E27): ø400 x 530. Cable max 1500  
Falkland 85 (E27): ø400 x 850. Cable max 1500  
Falkland 165 (E27): ø400 x 1650. Cable max 1500




# Les Danseuses 65, 90

Atelier Oi  
2015

Fan & Light

434



LED



Les Danseuses 65: diffuser max ø1150 x max 650 height  
Les Danseuses 90: diffuser max ø1500 x max 900 height  
3 Speed fan. Dimmable fan and light





# Stabligh A, B, C

Arik Levy

2015

436



A



B



C

LED



Stabligh A (Gu10):  $\varnothing$ 135 x 135. Cable max 2100 height  
Stabligh B (Gu10):  $\varnothing$ 100 x 270. Cable max 2100 height  
Stabligh C (Gu10):  $\varnothing$ 210 x 170. Cable max 2100 height

# Stabligh

Arik Levy

2015



437

LED



Arm glass A: 645. Cable max 2800 height  
Arm glass B: 435. Cable max 2400 height  
Arm glass C: 220. Cable max 2600 height

# Itka 20, 35, 50 suspension

Naoto Fukasawa  
2008 / 2010

438



LED  
FLUO



Itka 20 (Gx53): ø200 x 85. Cable min 800 max 2000  
Itka 35 (E14): ø350 x 105. Cable min 800 max 2000  
Itka 50 (E27): ø500 x 165. Cable min 800 max 2000

# Itka 20, 35 table

Naoto Fukasawa

2008 / 2010



439

LED  
FLUO 

Itka 20 (Gx53): ø200 x 307 height  
Itka 35 (E14): ø350 x 345 height

# Itka base


Naoto Fukasawa  
2013



440



LED



ø300 x 240 height

# Itka 20, 35, 50 table floor

Naoto Fukasawa

2008 / 2010



441



LED  
FLUO



Itka 20 (Gx53): ø200 x 85 height  
Itka 35 (E14): ø350 x 125 height  
Itka 50 (E27): ø500 x 170 height

# Itka 20, 35, 50 wall/ceiling

Naoto Fukasawa

2008 / 2010



442



LED  
FLUO



IP65 (Itka 20, 35)  
IP20 (Itka 50)

Itka 20 (Gx53):  $\phi$ 200 x 86 depth  
Itka 35 (E14):  $\phi$ 350 x 125 depth  
Itka 50 (E27):  $\phi$ 500 x 170 depth





# Mia

Paola di Arianello  
2014

444



LED



(Gu10) ø270 x 430 height



445



# Eclittica 20 table





Carlotta de Bevilacqua

2013

446



LED

			
---	---	---	---

235 x 35 x 235 height

# Eclittica 20 wall/ceiling

Carlotta de Bevilacqua

2013



447



LED



235 x 35 x 235 depth

# Eclittica 20 suspension

Carlotta de Bevilacqua  
2013

448



LED



ø200 x 50. Cable max 2000

# Eclittica 50 suspension

Carlotta de Bevilacqua

2013



449



LED




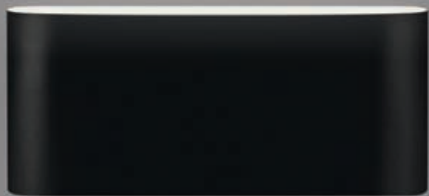
ø500 x 50. Cable max 1500

# Two flags wall

Ernesto Gismondi, Neil Poulton

2010

450



LED




245 x 110 x 82 depth



# Two flags floor


Ernesto Gismondi, Neil Poulton  
2010



451



LED



245 x 110 diffuser x 1830 height

# Miyako 30, 55 wall

Studio 63

2009

452



LED



Miyako 30: 50 x 50 x 300 x 65 depth  
Miyako 55: 50 x 50 x 550 x 65 depth

# Miyako 30, 55 ceiling

Studio 63

2009



453

LED



Miyako 30: 50 x 50 x 300 height  
Miyako 55: 50 x 50 x 550 height

# Miyako chandelier

Studio 63

2009



454



4 light + 4 mirror: 600 x 600 x 900 height  
6 light + 2 mirror: 600 x 600 x 900 height

# Miyako 30, 55 suspension

Studio 63

2009



455



Miyako 30: 50 x 300. Cable max 1500 height  
Miyako 55: 50 x 550. Cable max 1500 height

# Olmo

Giulio Iacchetti  
2015

456



Joint 360°



Magnetic connection

LED 



Profile: 1200 x 25 x 25  
Linear Module 300: 300 x 25 x 50 depth/height  
Linear Module 600: 600 x 25 x 50 depth/height  
Spot: Ø70 x 100 depth/height  
Cable max 2100 height



457



Linear Module 300

Linear module 600

Spot


# Una Pro wall/ceiling

Carlotta de Bevilacqua

2015

Patent of Invention  
MI2010A000185

458



LED



9 LED: 150 x 150 plate. ø100 wall/ceiling support x 280  
12 LED: 150 x 150 plate. ø100 wall/ceiling support x 280  
16 LED: 150 x 150 plate. ø100 wall/ceiling support x 280



# Una Pro 75

Carlotta de Bevilacqua  
2011

Patent of Invention  
MI2010A000185



459



LED



4 LED: 120 x 120 x 120 depth  
2x4 LED: 120 x 250 x 120 depth

# Una Pro 75 recessed

Carlotta de Bevilacqua

2011

Patent of Invention  
MI2010A000185



460



LED



4 LED: 147 x 147 x 80 recessed  
2x4 LED: 147 x 250 x 80 recessed  
3x4 LED: 147 x 350 x 80 recessed  
4x4 LED: 250 x 250 x 80 recessed

# Una Pro 75 track ceiling, suspension

Carlotta de Bevilacqua

2011

Patent of Invention  
MI2010A000185



461



LED



Una Pro 75 track ceiling 100 x 100 x 15000.  
Una Pro 75 track suspension 100 x 100 x 15000. Cable max 2000 height

# 100% suspension

Ross Lovegrove  
2010

462



LED



Single Module: 1200 x 100 x 6. Cable max 2000 height





# Info

Products Lamping	466
Energy Labels	482
How to read the catalogue	486
Colours	487
Artemide Worldwide	488

# Lamping

C ceiling, F floor, S suspension, T table, W wall, W/C wall/ceiling, R recessed

Energy Label

<b>100% S</b>	LED	Total power 33W		2304lm	3000K	dim	1
<b>37 Cube C</b>	LED	Total power 8W	14°	483lm	3000K	-	1
	LED	Total power 8W	14°	517lm	4000K	-	1
	LED	Total power 8W	18°	463lm	3000K	-	1
	LED	Total power 8W	18°	495lm	4000K	-	1
	LED	Total power 8W	30°	468lm	3000K	-	1
	LED	Total power 8W	30°	501lm	4000K	-	1
<b>90° (home-office) F</b>	LED	Total power 20W		2000lm	3000K	dim	1
<b>Aggregato S</b>	HALO	max 1x77W	E27				6
		or FLUO (max 1x20W - E27) or LED (E27)					
<b>Airlite C</b>	LED	Total Power 35W	16°	2544lm	3000K	dim/-	1
	LED	Total Power 35W	16°	2705lm	4000K	dim/-	1
	LED	Total Power 35W	35°	2360lm	3000K	dim/-	1
	LED	Total Power 35W	35°	2510lm	4000K	dim/-	1
<b>Airlite S</b>	LED	Total Power 24W	78°	1492lm	3000K	-	1
	LED	Total Power 24W	78°	1596lm	4000K	-	1
<b>Alfa T</b>	HALO	max 2x28W	E14			dim	30
<b>Altrove W/C, S</b>	FLUO	2x3 RGB Groups 39W	G5 + remote control			dim	38
	LED*	Total power 50W		3300lm	3000K	dim	1
<b>Altrove 600 W/C, S</b>	FLUO	2x55W	2G11		3000K	dim	33
	LED*	Total power 32W		2200lm	3000K	dim	1
<b>Altrove TW W/C, S</b>	FLUO	2x39W	G5		3000K	dim	22
	+ FLUO	2x39W	G5		6500K	dim	
	LED*	Total power 50W		3300lm	2700/6500K	dim	1
<b>Athena F</b>	LED	Total power 44W		3600lm	3000K	dim	1
<b>Boalum T/F</b>	LED	max 25x5W/12V			2800K	-	18
<b>Botanic Rain C</b>	Only for Custom Projects						
<b>Cabildo F, S</b>	LED*	Total power 38W		4000lm	3000K	dim	1
	HALO	max 1x230W	R7s		2950K	dim	5
<b>Cabildo W</b>	LED*	Total power 28W		2850lm	3000K	dim	1
	HALO	max 1x230W	R7s		2950K	dim	5
<b>Cadmo F</b>	indirect LED	Total power 44W		3000lm	3000K	dim	26
	diffused LED	Total power 8W	Gu10		3000K		
	indirect HALO	max 1x230W	R7s		2950K	dim	12



	diffused Refl.	max 1x60W	E27	2700K		
<b>Cadmo W</b>	LED	max 2x10W	GU10	3000K	-	36
	FLUO	2x26W/32W	GX24q-3		-	7
<b>Calenda S</b>	diffused FLUO	4x55W	2G11	3000K	dim	54
	decorative LED blue	1x3,5W				-
<b>Callimaco F</b>	LED	Total power 45W		3450lm	3000K	dim 1
	HALO	max 1x230W	R7s		2950K	dim 5
<b>Castore 14 T, S</b>	HALO	max 1x48W	G9	2800K	-	18
<b>Castore 25 S</b>	HALO	max 1x77W	E27			- 6
	or FLUO (max 1x15W - E27) or LED (E27)					
<b>Castore 25 T</b>	HALO	max 1x77W	E27			dim 4
<b>Castore 35 S</b>	HALO	max 1x150W	E27			dim 6
	or FLUO (max 1x23W - E27) or LED (E27)					
<b>Castore 35 T, F</b>	HALO	max 1x150W	E27			dim 4
<b>Castore 42 S</b>	HALO	max 1x150W	E27			dim 6
	or FLUO (max 1x23W - E27) or LED (E27)					
<b>Castore 42 T, F</b>	HALO	max 1x205W	E27			dim 4
<b>Castore Calice 18 S</b>	HALO	max 1x48W	G9	2800K	dim	18
<b>Castore Calice 42 S</b>	HALO	max 1x205W	E27			dim 6
	or FLUO (max 1x23W - E27) or LED (E27)					
<b>Cata Catadioptric C, S</b>	LED	Total Power 29W	10°	898lm	3000K	dim 1
	LED	Total Power 29W	10°	951lm	4000K	dim 1
	LED	Total Power 29W	14°	754lm	3000K	dim 1
	LED	Total Power 29W	14°	800lm	4000K	dim 1
<b>Cata TIR C, S</b>	LED	Total Power 22,5W	8°	1000lm	3000K	dim 1
	LED	Total Power 22,5W	8°	1070lm	4000K	dim 1
	LED	Total Power 22,5W	16°	1194lm	3000K	dim 1
	LED	Total Power 22,5W	16°	1275lm	4000K	dim 1
	LED	Total Power 22,5W	28°	875lm	3000K	dim 1
	LED	Total Power 22,5W	28°	935lm	4000K	dim 1
	LED	Total Power 22,5W	48°	837lm	3000K	dim 1
	LED	Total Power 22,5W	48°	906lm	4000K	dim 1
	LED	Total Power 22,5W	ww	826lm	3000K	dim 1
	LED	Total Power 22,5W	ww	891lm	4000K	dim 1
<b>Cata Wide C, S</b>	LED	Total Power 29W	64°	2013lm	3000K	dim 1
	LED	Total Power 29W	64°	2134lm	4000K	dim 1
<b>Chilone 45, 90 F</b>	LED	Total power 8W		194lm	3000K	- 1
<b>Chilone up, pole, wall F, W</b>	LED	Total power 17W		515lm	3000K	- 1

<b>Chimera F</b>	FLUO	3x28W	G5		3000K	dim	23
<b>Chlorophilia S</b>	LED	Total power 37W		2848lm	3000K	dim	1
<b>Choose F</b>	FLUO	2x13W	GX24q-1				7
	HALO	max 2x52W	E27				6
	or FLUO (E27) or LED (E27)						
<b>Choose S</b>	HALO	max 1x77W	E27				6
	or LED (E27)						
<b>Choose T</b>	HALO	max 1x52W	E27				6
	or LED (E27)						
<b>Choose W</b>	HALO	max 1x46W	E14				30
	or LED (E14)						
	HALO (IP23)	max 1x46W	E14				30
	or LED (E14)						
	LED	Total power 1,9W		65lm	3000K		1
<b>Choose mega F</b>	direct HALO	max 3x77W	E27				6
	or FLUO (E27) or LED (E27)						
	indirect Refl.	max 1x100W	E27				
<b>Choose mega S</b>	HALO	max 3x77W	E27				6
	or FLUO (E27) or LED (E27)						
<b>Ciclope R, W</b>	LED	Total power 6W		284lm	3000K		1
<b>Ciclope 50, 90 monolateral F</b>	LED	Total power 6W		284lm	3000K		1
<b>Ciclope 50, 90 bilateral F</b>	LED	Total power 13W		568lm	3000K		1
<b>Copernico S</b>	LED	Total power 38W		2565lm	3000K	dim	1
<b>Copernico 500 S</b>	LED	Total power 27W		2375lm	3000K	dim	1
<b>Cosmic Angel C</b>	HALO	max 2x400W	R7s			dim	21
	+ FLUO	2x55W	2G11				
<b>Cosmic Angel S</b>	HALO	max 2x400W	R7s		2950K	dim	5
<b>Cosmic Leaf F</b>	LED*	Total power 22W		1500lm	3000K	dim	1
	HALO	1x100W	G53		3000K		32
<b>Crazy W/C</b>	LED	Total power 35W		3600lm	3000K	dim	1
<b>Cuma 10 W</b>	LED	Total power 14W		696lm	3000K		1
<b>Cuma 20 W</b>	LED	Total power 28W		1431lm	3000K		1
<b>Cuma 26 W</b>	HALO	max 1x230W	R7s		3000K	dim	5
<b>Cuneo F, W</b>	LED	Total power 17W	14,6°x63,4°	595lm	3000K		1
	LED	Total power 17W	14,6°x63,4°	668lm	4000K		1
<b>Cuneo mini F, W</b>	LED	Total power 11W	55,2°x79,4°	650lm	3000K		1
<b>Dalù T (polished)</b>	HALO	max 1x28W	E14				30
	or FLUO (max 1x5W - E14) or LED (E14)						

<b>Demetra T, F, W</b>	LED	Total power 9,5W		392lm	3000K	dim	1
<b>Demetra wall spot W</b>	LED	Total power 10W		392lm	3000K	dim	1
<b>Dinarco W</b>	HALO	max 1x160W	R7s		2900K	-	5
<b>Dioscuri 14 T, W/C</b>	HALO	max 1x48W	G9		2800K	-	18
<b>Dioscuri 25 W/C</b>	HALO	max 1x77W	E27			-	6
	or	FLUO (max 1x20W - E27) or LED (E27)					
<b>Dioscuri 25 T</b>	HALO	max 1x77W	E27			dim	4
<b>Dioscuri 35 W/C</b>	HALO	max 1x105W	E27			-	6
	or	FLUO (max 1x23W - E27) or LED (E27)					
<b>Dioscuri 35 T</b>	HALO	max 1x150W	E27			dim	4
<b>Dioscuri 42 W/C</b>	HALO	max 1x105W	E27			-	6
	or	FLUO (max 1x23W - E27) or LED (E27)					
<b>Dioscuri 42 T</b>	HALO	max 1x205W	E27			dim	4
<b>Discovery T</b>	LED*	Total power 21W		1210lm	3000K	dim	1
<b>Discovery S</b>	LED*	Total power 44W		4334lm	3000K	dim	1
<b>Doride F</b>	FLUO	1x57W	GX24q-5		3000K	dim	35
<b>Droplet C, S</b>	LED	Total power 3x29W		3x2330lm	3000K	dim	1
	HALO	max 3x160W	R7s		2950K	dim	5
<b>Droplet mini W/C</b>	LED	Total power 29W		2330lm	3000K	dim	1
	HALO	max 1x160W	R7s		2950K	dim	5
<b>Eclisse T</b>	HALO	max 1x18W	E14			-	30
	or	FLUO (max 1x5W - E14) or LED (E14)					
<b>Eclittica 20 T, W/C, S</b>	LED	Total power 14W		1274lm	3000K	dim	1
<b>Eclittica 50 S</b>	LED	Total power 33,5W		3000lm	3000K	dim	1
<b>Edge 21 W/C</b>	FLUO	1x20W	E27			-	9
	or	LED (E27)					
<b>Edge 30 W/C, S</b>	FLUO	1x23W	E27			-	9
	or	LED (E27)					
<b>Empatia 16 T, W, C, S</b>	LED	Total power 11W		530lm	3000K	dim/-	1
<b>Empatia 26 T, F, W, C, S</b>	LED	Total power 16W		709lm	3000K	dim	1
<b>Empatia 36 T, W, C, S</b>	LED	Total power 24W		1189lm	3000K	dim	1
<b>Empirico F</b>	FLUO	max 2x35W	G5		3000K	dim	23
<b>Empirico, System S (1 module)</b>	FLUO	max 2x35W	G5		4000K	dim	9
<b>Equilibrist T</b>	LED	Total power 12W		(round head)195lm	3000K	dim	1
				(square head)310lm	3000K	dim	
<b>Eurialo W</b>	FLUO	1x32W	GX24q-3			-	7
	or	FLUO	1x42W	GX24q-4			
	HALO	max 1x160W	R7s		2950K	dim	5

<b>Eraclea F</b>	LED	Total power 8W		320lm	3000K	-	1
<b>Everything 35 R</b>	LED	Total power 1,4W	14°/24°	98lm	3000K	dim/-	1
	LED	Total power 1,4W	14°/24°	105lm	4000K	dim/-	1
<b>Everything 55 R</b>	LED	Total power 6,4W	20°	475lm	3000K	dim/-	1
	LED	Total power 6,4W	20°	513lm	4000K	dim/-	1
	LED	Total power 6,4W	34°	442 lm	3000K	dim/-	1
	LED	Total power 6,4W	34°	476 lm	4000K	dim/-	1
	LED	Total power 8,5W	20°	634lm	3000K	dim/-	1
	LED	Total power 8,5W	20°	684lm	4000K	dim/-	1
	LED	Total power 8,5W	34°	589lm	3000K	dim/-	1
	LED	Total power 8,5W	20°	634lm	4000K	dim/-	1
	<b>Everything 80, 105 R</b>	LED	Total power 12W	20°	998lm	3000K	dim/-
LED		Total power 12W	20°	1048lm	4000K	dim/-	1
LED		Total power 12W	24°	901lm	3000K	dim/-	1
LED		Total power 12W	24°	946lm	4000K	dim/-	1
LED		Total power 12W	48°	796lm	3000K	dim/-	1
LED		Total power 12W	48°	836lm	4000K	dim/-	1
<b>Everything 150 R</b>	LED	Total power 24,4W	18°	1860lm	3000K	dim/-	1
	LED	Total power 24,4W	18°	1940lm	4000K	dim/-	1
	LED	Total power 24,4W	28°	1640lm	3000K	dim/-	1
	LED	Total power 24,4W	24°	1710lm	4000K	dim/-	1
	LED	Total power 24,4W	46°	1520lm	3000K	dim/-	1
	LED	Total power 24,4W	46°	1590lm	4000K	dim/-	1
<b>Falkland T, S</b>	FLUO	max 1x22W	E27				6
		or FLUO (E27) or LED (E27)					
<b>Fato T</b>	HALO	max 2x28W	E14				30
		or FLUO (max 2x8W - E14) or LED (E14)					
<b>Fiamma F, S, T, W/C</b>	LED	max 1x8W	Gu10			dim/-	9
<b>Fiamma 15 F</b>	LED	Total power 14W		1042lm	3000K	dim	1
<b>Fiamma 15 C</b>	LED	Total power 20W		1035lm	3000K	dim	1
<b>Fiamma 30 C, S</b>	LED	Total power 28W		1502lm	3000K	dim	1
<b>Flashit W</b>	LED	Total power 31W		2212lm	3000K	dim	1
<b>Float circolare C, S</b>	FLUO	1x55W	2GX13		3000K	-	28
<b>Florensis F</b>	LED	Total power 44W		2710lm	3000K	dim	1
<b>Florensis W</b>	LED	Total power 28W		1838lm	3000K	-	1
<b>Fukurou F</b>	LED	1x20W	E27				9
<b>Genesy F</b>	indirect	HALO	max 1x230W	R7s		dim	16
	direct	LED	Total power 12W		450lm	3000K	

<b>Granito 30, 60 F</b>	LED*	Total power 28W		3000K	-	1
	HIT	1x35W	G12			19
<b>Groupage 20 C</b>	LED	Total power 13W		491lm	3000K	dim 1
<b>Groupage 32 C</b>	LED	Total power 23W		1451lm	3000K	dim 1
<b>Groupage 45 C</b>	LED	Total power 40W		3036lm	3000K	dim 1
<b>Hakofugu S</b>	LED	1x17W	E27			- 9
<b>Halo T</b>	LED	Total power 13,5W		1140lm	4000K	dim 1
<b>Ilio F</b>	LED	Total power 45W		3564lm	3000K	dim 1
<b>Incalmo C, S</b>	LED	Total power 39W		3373lm	3000K	dim 1
<b>Incalmo 214 C, S</b>	LED	Total power 26W		2602lm	3000K	dim 1
<b>Incipit C, S</b>	LED	Total power 40W	144°	4016lm	3000K	dim 1
	LED	Total power 40W	38°	3180lm	3000K	dim 1
<b>Incipit 214 C, S</b>	LED	Total power 29W	102°	2073lm	3000K	dim 1
	LED	Total power 29W	56°	2053lm	3000K	dim 1
<b>Invero C, S</b>	LED	Total power 31W		1402lm	3000K	dim 1
<b>Invero 214 C, S</b>	LED	Total power 46W		2091lm	3000K	dim 1
<b>Iosif C</b>	LED	Total power 4,5W		207lm	3000K	- 1
<b>Ipparco T</b>	LED	Total power 8,5W		453lm	3000K	dim 1
<b>Ippolito 45 F</b>	LED	Total power 15W		1060lm	3000K	- 1
<b>Ippolito 90 F</b>	LED	Total power 15W		1130lm	3000K	- 1
<b>Islet W</b>	LED	Total power 10W		668lm	3000K	- 1
<b>Itka 20 T, T/F, W/C, S</b>	FLUO	max 1x9W	GX53			- 7
		or LED (GX53)				
<b>Itka 35 T, T/F, W/C, S</b>	FLUO	max 3x10W	E14			- 7
		or LED (E14)				
<b>Itka 50 T, W/C, S</b>	FLUO	max 3x23W	E27			- 7
		or LED (E27)				
<b>Itka base T</b>	LED	Total power 7,5W		725lm	3000K	- 1
<b>Jet, Jet base W</b>	LED	Total power 1W		74lm	3000K	dim 1
<b>Kao S, W/C</b>	KIT A S	FLUO	2x24W + 2x54W	G5	3500+8900lm	- 9
	KIT B S	FLUO	1x24W + 1x54W	G5	1750+4450lm	- 9
	KIT C, D S	FLUO	2x54W	G5	8900lm	- 9
	KIT E W/C	FLUO	4x54W	G5	17800lm	- 9
	KIT F W/C	FLUO	3x54W + 2x24W	G5	13350+3550lm	- 9
	KIT G W/C	FLUO	6x54W + 2x24W	G5	26700+3500lm	- 9
<b>Laguna 16 F, T</b>	LED	Total power 13 W		539lm	3000K	dim 1
<b>Laguna 16 C, S</b>	LED	Total power 15 W		539lm	3000K	- 1
<b>Laguna 26 F, T</b>	LED	Total power 24 W		1211lm	3000K	dim 1

<b>Laguna 26 C, S</b>	LED	Total power 20 W		1211lm	3000K	-	1
<b>Laguna 37 F, T</b>	LED	Total power 31 W		1881lm	3000K	dim	1
<b>Laguna 37 C, S</b>	LED	Total power 28 W		1881lm	3000K	-	1
<b>Lana S</b>	LED	max 1x6,8W	Gu10				dim 9
<b>La Petite T</b>	LED	max 1x6W	E14		2800K	-	36
<b>Led Net circle C, S</b>	LED	Total power 43W		2502lm	3000K	dim	1
<b>Led Net line 66 C, S</b>	LED	Total power 23W		1313lm	3000K	-	1
<b>Led Net line 125 C, S</b>	LED	Total power 45W		2530lm	3000K	dim	1
<b>Les Danseuses 65, 90 S</b>	LED	Total power 27W		2000lm	3000K	dim	1
<b>Lesbo T</b>	HALO	max 1x77W	E27				dim 4
<b>Logico C, S</b>	HALO	max 1x105W	E27				- 6
		or FLUO (max 1x23W - E27) or LED (E27)					
<b>Logico T</b>	HALO	max 3x46W	E27				dim 4
<b>Logico W</b>	HALO	max 2x52W	E27				- 6
		or FLUO (E27) or LED (E27)					
<b>Logico 3 in linea C, S</b>	HALO	max 3x105W	E27				- 6
		or FLUO (max 3x23W - E27) or LED (E27)					
<b>Logico 3x120° C, S</b>	HALO	max 3x105W	E27				- 6
		or FLUO (max 3x23W - E27) or LED (E27)					
<b>Logico garden F</b>	LED	Total power 15W		294lm	3000K	-	1
<b>Logico garden 3x120° F</b>	LED	Total power 45W		899lm	3000K	-	1
<b>Logico micro C, S</b>	HALO	max 1x46W	E14				- 30
		or FLUO (max 1x8W - E14) or LED (E14)					
<b>Logico micro T</b>	HALO	max 1x46W	E14				- 30
		or FLUO (max 1x11W - E14) or LED (E14)					
<b>Logico micro W</b>	HALO	max 1x46W	E14				- 30
		or FLUO (E14) or LED (E14)					
<b>Logico micro 3 in linea C, S</b>	HALO	max 3x46W	E14				- 30
		or FLUO (max 3x8W - E14) or LED (E14)					
<b>Logico micro 3x120° C, S</b>	HALO	max 3x46W	E14				- 30
		or FLUO (max 3x8W - E14) or LED (E14)					
<b>Logico mini C, S</b>	HALO	max 1x77W	E27				- 6
		or FLUO (max 3x8W - E14) or LED (E14)					
<b>Logico mini T</b>	HALO	max 3x28W	E14				dim 4
<b>Logico mini W</b>	HALO	1x52W	E27				- 6
		or FLUO (E27) or LED (E27)					
<b>Logico mini 3 in linea C, S</b>	HALO	max 3x77W	E27				- 6
		or FLUO (E27) or LED (E27)					

<b>Logico mini 3x120° C, S</b>	HALO	max 3x77W	E27	-	6
	or FLUO (E27) or LED (E27)				
<b>Logico nano C, S</b>	HALO	max 1x46W	E14	-	30
	or FLUO (E14) or LED (E14)				
<b>Lunarphase 450 LED C</b>	LED	Total power 28W	1800lm	3000K	dim 1
<b>Lunarphase 600 LED C</b>	LED	Total power 28W	1800lm	3000K	dim 1
<b>Lotek T</b>	LED	Total power 6W	288lm	3000K	dim 1
<b>Megaron F</b>	LED	Total power 45 W	4078lm	3000K	dim 1
	HALO	max 1x400W	R7s	2950K	dim 5
<b>Melampo T, F</b>	HALO	max 2x52W	E27	-	6
	or FLUO (max 2x15W - E27) or LED (E27)				
<b>Melampo W</b>	HALO	max 1x46W	E14	-	30
	or FLUO (max 1x11W - E14) or LED (E14)				
<b>Melampo mega F</b>	HALO	max 2x150W	E27		dim 4
<b>Melampo notte T</b>	HALO	max 1x46W	E14	-	30
	or FLUO (max 1x11W - E14) or LED (E14)				
<b>Melete W</b>	LED	Total power 29W	2130lm	3000K	dim 1
	HALO	max 1x160W	R7s	2950K	dim 5
<b>Mendori T</b>	LED	Total power 10W	425lm	3000K	dim 1
<b>Mendori mini T</b>	LED	max 1x6W	E14	2700K	- 36
<b>Mercury C, S</b>	LED	Total power 2X29W	2X2330lm	3000K	dim 1
	HALO	max 2x160W	R7s	2950K	dim 5
<b>Mercury mini C, S</b>	LED	Total power 29W	2330lm	3000K	dim 1
	HALO	max 1x160W	R7s	2950K	dim 5
<b>Mesmeri W</b>	LED	Total power 28W	2130lm	3000K	- 1
	HALO	max 1x230W	R7s	2950K	dim 5
<b>Metacolor F</b>	diffused	FLUO	3x58W RGB T26	G13 + remote control	dim 24
	presence	FLUO	3x9W	G23 blue	3000K
<b>Meteorite 15, T, S</b>	HALO	max 1X48W	G9	2800K	dim 18
<b>Meteorite 15 stem T</b>	HALO	max 1X48W	G9	2800K	dim 18
<b>Meteorite 15 W/C</b>	HALO	max 1X48W	G9	2800K	- 18
<b>Meteorite 35 S, W/C</b>	HALO	max 1X150W	E27	-	4
	or FLUO (E27) or LED (E27)				
<b>Meteorite 35 F, T</b>	HALO	max 1x150W	E27	-	4
<b>Meteorite 35 stem T</b>	HALO	max 1X150W	E27		dim 4
<b>Meteorite 48 T</b>	HALO	max 1x150W	E27		dim 4
<b>Meteorite 48 S, C</b>	HALO	max 1x150W	E27	-	4
	or FLUO (max 1x130 - E27) or LED (E27)				

<b>Mezzachimera F</b>	HALO	max 3x60W	E27			-	6
	or FLUO (max 3x20W - E27) or LED (E27)						
<b>Mia T</b>	LED	max 1x6,8W	Gu10			-	9
<b>Miconos W</b>	FLUO globe	1x20W	E27 (Ø90mm)			-	9
	or HALO (E27 - Ø90mm) or LED (E27 - Ø90mm)						
<b>Miconos S, C</b>	FLUO globe	1x23W	E27 (Ø 120mm)			-	9
	or HALO (E27 - Ø120mm) or LED (E27 - Ø120mm)						
<b>Microsurf W</b>	LED	Total power 26W		2124lm	3000K	-	1
<b>Mimesi F</b>	indirect LED	Total power 42W		2700lm	3000K	dim	1
	diffused LED	Total power 3W		100lm	6000K		
<b>Minomushi F, S</b>	LED	Total power 28W		1743lm	3000K	dim	1
<b>Miyako 30, 55 C, S</b>	LED	Total power 5W		180lm	3200K	-	1
<b>Miyako 30, 55 W</b>	LED	Total power 7W		243lm	3200K	-	1
<b>Miyako chandelier S</b>	LED	Total power 20W (4 light modules)		720lm	3200K	-	1
	LED	Total power 30W (6 light modules)		1080lm	3200K	-	1
<b>Mogura mini T</b>	LED	Total power 10W		378lm	3000K	dim	1
<b>Montjuic F</b>	HALO	max 1x400W	R7s		2950K	dim	5
<b>Mouette asimmetrica S</b>	FLUO T16	2x24W	G5	12400lm		dim/-	23
	+ FLUO T16	2x54W	G5				
<b>Mouette mini S</b>	FLUO	2x36W	2G11	5600lm		-	23
<b>Mouette simmetrica S</b>	FLUO	4x24W	G5	7000lm		dim/-	23
<b>Mouette simmetrica 2500 S</b>	FLUO	4x54W	G5	17800lm		dim/-	23
<b>Nebula W/C</b>	LED	Total power 47W		2087lm	3000K	-	1
<b>Nessino, Nesso T</b>	HALO	max 4x18W	E14			-	30
	or FLUO (max 4x5W - E14) or LED (E14)						
<b>New Nature F</b>	indirect LED	Total power 42W		2520lm	3000K	dim	1
	diffused LED	Total power 10W		300lm	3000K		
<b>Nothing downlight 105 R</b>	LED	Total power 12W	30°	735lm	3000K	dim/-	1
	LED	Total power 12W	30°	775lm	4000K	dim/-	1
	LED	Total power 12W	52°	755lm	3000K	dim/-	1
	LED	Total power 12W	52°	795lm	4000K	dim/-	1
<b>Nothing downlight 155 R</b>	HALO	20/35/70W	G53			dim/-	42
	or LED (G53)						
	HIT-TC-CE	20/35/70W	G8,5	1700/3400/6600lm		dim/-	7
	HIT-CE	70/150W	G12	6600/14000lm		dim/-	7
<b>Noto S</b>	FLUO	2x80W	G5		3000K	dim/-	33
<b>Nuboli S</b>	FLUO	6x55W	2G11		3000K	dim	33



<b>Nuda R</b>	LED	Total power 8,5W		180lm	3000K	-	1
<b>Nuda 50 F</b>	LED	Total power 8,5W		180lm	3000K	-	1
<b>Nuda 50 bilateral F</b>	LED	Total power 8,5W		147lm	3000K	-	1
<b>Nuda 100 F</b>	LED	Total power 17W		306lm	3000K	-	1
<b>Nuda 100 bilateral F</b>	LED	Total power 17W		250lm	3000K	-	1
<b>Null Vector <math>\alpha</math> S</b>	LED	1x 6W	E14			-	9
<b>Null Vector <math>\beta</math> S</b>	LED	1x 6W	E14			-	9
<b>Null Vector T</b>	LED	1x 6W	E14			-	9
<b>Nur C</b>	LED	Total power 45W		2475lm	2700K	dim	1
	HALO	max 1x205W	E27			-	6
or FLUO (E27) or LED (E27)							
<b>Nur S</b>	LED	Total power 45W		2013lm	2700K	dim	1
	HALO	max 1x205W	E27			-	6
or FLUO (E27) or LED (E27)							
<b>Nur 1618 S</b>	LED	Total power 95W		3620lm	3000K	dim	1
	HALO	max 2x400W	R7s			-	4
<b>Nur gloss C</b>	LED	Total power 45W		2457lm	2700K	dim	1
	HALO	max 1x205W	E27			-	6
or FLUO (E27) or LED (E27)							
<b>Nur gloss S</b>	LED	Total power 45W		2145lm	2700K	dim	1
	HALO	max 1x205W	E27			-	6
or FLUO (E27) or LED (E27)							
<b>Nur gloss mini C, S</b>	LED	Total power 30W		1396lm	2700K	dim	1
	HALO	max 1x150W	E27			-	6
or FLUO (E27) or LED (E27)							
<b>Nur mini C</b>	LED	Total power 30W		1396lm	2700K	dim	1
	HALO	max 1x150W	E27			-	6
or FLUO (E27) or LED (E27)							
<b>Nur mini S</b>	LED	Total power 30W		1396lm	2700K	dim	1
	HALO	max 1x160W	R7s		2950K	-	5
<b>Objective F, T</b>	LED	Total power 11W			3000K	dim	1
	spot LED			270lm			
	diffused LED			275lm			
<b>Objective W</b>	LED	Total power 5W		270lm	3000K	-	1
<b>Oblique 0, 45, 70 F</b>	LED*	Total power 15W		850lm	3000K	-	1
<b>Oblique W</b>	LED*	Total power 15W		850lm	3000K	-	1
<b>Olmo linear module 600 S</b>	LED	Total power 17W		1700lm	3000K	dim	1

	LED	Total power 17W		1800lm	4000K	dim	1
<b>Olmo linear module 300 S</b>	LED	Total power 8,5W		850m	3000K	dim	1
	LED	Total power 8,5W		900m	4000K	dim	1
<b>Olmo spot S</b>	LED	Total power 15W		1100lm	3000K	dim	1
	LED	Total power 15W		1180lm	4000K	dim	1
<b>Onfale grande T</b>	HALO	max 1x77W	E27			-	30
	or FLUO (max 1x18W - E27) or LED (E27)						
	+ HALO	max 1x18W	E14				
	or FLUO (max 1x5W - E14) or LED (E14)						
<b>Onfale medio T</b>	HALO	max 1x46W	E27			-	30
	or FLUO (max 1x18W - E27) or LED (E27)						
	+ HALO	max 1x18W	E14				
	or FLUO (max 1x5W - E14) or LED (E14)						
<b>Onfale piccolo T</b>	HALO	max 1x46W	E14			-	30
	or FLUO (max 1x18W - E14) or LED (E14)						
<b>Orbiter W/C</b>	LED	Total power 12W		1263lm	3000K	-	1
<b>PAD 80 C</b>	LED	Total power 9,5W	15°	710lm	3000K	dim/-	1
	LED	Total power 9,5W	15°	810lm	4000K	dim/-	1
	LED	Total power 9,5W	24°	610lm	3000K	dim/-	1
	LED	Total power 9,5W	24°	695lm	4000K	dim/-	1
	LED	Total power 9,5W	36°	645lm	3000K	dim/-	1
	LED	Total power 9,5W	36°	735lm	4000K	dim/-	1
	LED	Total power 9,5W	98°	620lm	3000K	dim/-	1
	LED	Total power 9,5W	98°	704lm	4000K	dim/-	1
<b>Pantalica S</b>	HALO	max 6x46W	E14			-	30
	or FLUO (E14) or LED (E14)						
<b>Pantalica 2 braccia W</b>	HALO	max 2x46W	E14			-	30
	or FLUO (E14) or LED (E14)						
<b>Pantalica 3 braccia W</b>	HALO	max 3x46W	E14			-	30
	or FLUO (E14) or LED (E14)						
<b>Parabola 55 R</b>	LED	Total power 3W	30°	221lm	3000K	dim/-	1
	LED	Total power 3W	30°	232lm	4000K	dim/-	1
	LED	Total power 3W	58°	225lm	3000K	dim/-	1
	LED	Total power 3W	58°	235lm	4000K	dim/-	1
<b>Parabola 80 R</b>	LED	Total power 12W	52°	749lm	2700K	dim/-	1
	LED	Total power 12W	52°	1011lm	3000K	dim/-	1
	LED	Total power 12W	52°	1053lm	4000K	dim/-	1
	LED	Total power 12W	64°	745lm	2700K	dim/-	1

	LED	Total power 12W	64°	1006lm	3000K	dim/-	1
	LED	Total power 12W	64°	1047lm	4000K	dim/-	1
	LED	Total power 12W	76°	773lm	2700K	dim/-	1
	LED	Total power 12W	76°	1043lm	3000K	dim/-	1
	LED	Total power 12W	76°	1086lm	4000K	dim/-	1
<b>Parabola 100 R</b>	LED	Total power 17W	50°	959lm	2700K	dim/-	1
	LED	Total power 17W	50°	1047lm	3000K	dim/-	1
	LED	Total power 17W	50°	1471lm	4000K	dim/-	1
	LED	Total power 17W	64°	942lm	2700K	dim/-	1
	LED	Total power 17W	64°	1382lm	3000K	dim/-	1
	LED	Total power 17W	64°	1445lm	4000K	dim/-	1
	LED	Total power 17W	76°	948lm	2700K	dim/-	1
	LED	Total power 17W	76°	1392lm	3000K	dim/-	1
	LED	Total power 17W	76°	1455lm	4000K	dim/-	1
<b>Patroclo T</b>	HALO	max 1x77W	E27			dim	6
<b>Pausania TW T</b>	LED	Total power 10W		900lm	2700/6500K	dim	1
<b>Pipe F</b>	FLUO	1x42W	GX24q-4		3000K	dim	35
<b>Pipe S, W/C</b>	FLUO	1x32W	GX24q-3		3000K	-	35
<b>Pirce C, S</b>	LED	Total power 44W		3344lm	3000K	dim	1
	HALO	max 1x330W	R7s		2950K	dim	29
<b>Pirce W</b>	HALO	max 1x230W	R7s		2950K	dim	5
<b>Pirce micro S</b>	LED	Total power 29W		2237lm	3000K	dim	1
<b>Pirce micro W</b>	LED	Total power 29 W		2249lm	3000K	dim	1
<b>Pirce mini C, S</b>	LED	Total power 44W		3344lm	3000K	dim	1
	HALO	max 1x330W	R7s		2950K	dim	29
<b>Piroscafo F</b>	LED	Total power 15W		1290lm	3000K	-	1
<b>Prometeo F</b>	LED*	Total power 12W		1263lm	3000K	dim	1
	indirect HALO	max 4x100W	B15d + remote control			dim	37
	diffused FLUO	1x36W	2G11			dim	
<b>Rea 12 W</b>	LED	Total power 13W		800lm	3000K	-	1
<b>Rea 17 W</b>	LED	Total power 26W		2137lm	3000K	-	1
<b>Reall F, W</b>	LED	Total power 45W		2631lm	3000K	dim	1
<b>Reeds F</b>	LED	Total power 9,5W		79lm	3000K	-	1
<b>Reeds triplo F</b>	LED	Total power 28W		237lm	3000K	-	1
<b>Scopas S</b>	LED	Total power 80W		2912lm	3000K	dim	1
<b>Shogun T</b>	HALO	max1x150W	E27			-	6
	or FLUO (E27) or LED (E27)						
<b>Sisifo T</b>	LED	Total power 14W		646lm	3000K	dim	1

<b>Skopos W</b>	LED	Total power 2W		60lm	3000K	dim	1	
<b>Skydro W/C</b>	LED	Total power 29W		2330lm	3000K	dim	1	
	HALO	max 1x160W	R7s		2950K	dim	5	
<b>Solium F</b>	LED	Total power 37W		1750lm	3000K	dim	1	
<b>Space Cloud S</b>	LED	Total power 43W		3158lm	3000K	dim	1	
<b>Stabligh S</b>	LED	max 3x6,8W	Gu10			-	9	
<b>Stabligh A, B, C S</b>	LED	max 1x6,8W	Gu10			-	9	
<b>Tagora 80 C, R, S</b>	LED	Total power 18W	20°	655lm	3000K	-	1	
	LED	Total power 18W	20°	735lm	4000K	-	1	
	LED	Total power 18W	45°	680lm	3000K	-	1	
	LED	Total power 18W	45°	765lm	4000K	-	1	
	LED		Gu10			-	9	
	HALO		GU5,3			-	42	
	or LED (GU5,3)							
	HIPAR	1x20W		GX10			-	7
	HIT	1x23W		GU6,5	1700lm		-	7
	<b>Tagora 270 C, R, S</b>	LED	Total power 31W	16°	1400lm	3000K	dim	1
LED		Total power 31W	16°	1480lm	4000K	dim	1	
LED		Total power 31W	32°	1310lm	3000K	dim	1	
LED		Total power 31W	32°	1386lm	4000K	dim	1	
FLUO		2x26W		G24q-3	3600lm		dim/-	1
FLUO		2x17W		GR14q-1	3000lm		dim/-	1
HIT		1x70W		G12 - 42°	6300lm		-	19
HIT		1x70W		G12 - 66°	6600lm		-	19
<b>Tagora 570 C, R, S</b>	LED	Total power 46W	102°	2175lm	3000K	dim	1	
	LED	Total power 46W	102°	2316lm	4000K	dim	1	
<b>Tagora 570 S</b>	FLUO	4x36W		2G11	11600lm		dim	9
<b>Tagora 970 C, R, S</b>	LED	Total power 116W	102°	6171lm	3000K	dim	1	
	LED	Total power 116W	102°	6630lm	4000K	dim	1	
	FLUO	4x24W+4x39W		G5	19400lm		dim/-	9
<b>Tagora 970 S</b>	LED	Total power 122W	108°	6930lm	3000K	dim	1	
	LED	Total power 122W	108°	6930lm	4000K	dim	1	
<b>Talak T, F, W</b>	LED	Total power 8W		387lm	3000K	dim	1	
<b>Talo W</b>	LED	Total power 20W		1225lm	3000K	-	1	
	FLUO	1x18W		G24q-2		-	7	
	HALO	max 1x120W	R7s		2950K	dim	29	
<b>Talo 60 W</b>	LED*	Total power 22W		2115lm	3000K	dim/-	1	
<b>Talo 90 W, S</b>	LED	Total power 32W		3216lm	3000K	dim/-	1	

	FLUO	1x39W	G5	3000K	-	23
<b>Talo 120 W, S</b>	LED	Total power 51W		4518lm	3000K	dim/- 1
	FLUO	1x54W	G5	3000K	-	23
<b>Talo 150 W, S</b>	LED	Total power 60W		5837lm	3000K	dim/- 1
	FLUO	1x80W	G5	3000K	-	23
<b>Talo 180 S</b>	FLUO	2x39W	G5	3000K	dim/-	23
<b>Talo 240 S</b>	FLUO	2x54W	G5	3000K	dim/-	23
<b>Tatsuno-Otoshigo S</b>	LED	Total power 28W		1500lm	3000K	dim 1
<b>Telefo 50 W</b>	FLUO	2x11W	2G7			- 7
<b>Telefo 70 W</b>	FLUO	1x18W	G13			- 34
<b>Telefo 120 W</b>	FLUO	1x36W	G13			- 34
<b>Teti W/C</b>	HALO	max 1x28W	E27			- 30
	or FLUO (E27) or LED (E27)					
<b>Tetragono F, W</b>	LED	Total power 15W LED COB		437lm	3000K	- 1
<b>Tian Xia 500 S</b>	direct FLUO	1x42W	GX24q-4	3200lm	3000K	dim 26
	diffused LED RGB	Total power 35W ( 6 strip LED RGB 0,17Wx20)			dim	
	indirect FLUO	2x42W	GX24q-4	6400lm	3000K	
	direct LED*	Total power 30W		2000lm	3000K	dim 1
	diffused LED RGB*	Total power 50W				
	indirect LED WHITE*	Total power 30W		2500lm	3000K	
<b>Tian Xia 500 Met. LED S</b>	direct LED*	Total power 30W		2000lm	3000K	dim 1
	diffused LED RGB*	Total power 50W				
	indirect LED RGB*	Total power 25W				
<b>Tizio T, F</b>	LED	Total power 8W		400lm	3000K	dim 1
	HALO	max 1x50W12V	GY6,35		3000K	2 lev. 31
<b>Tizio 35 T, F</b>	HALO	max 1x35W12V	GY6,35		3000K	2 lev. 31
<b>Tizio micro T</b>	HALO	max 1x20W12V	G4		3000K	- 31
<b>Tolomeo T, F, W</b>	LED	Total power 10W		410lm	3000K	dim 1
	FLUO	1x18W	G24q-2		3000K	- 35
	HALO	max 1x77W	E27			- 29
	or FLUO (E27) or LED (E27)					
<b>Tolomeo 2 bracci perg. S</b>	HALO	max 2x150W	E27			- 6
	or FLUO (max 2x23W - E27) or LED (E27)					
<b>Tolomeo 2 bracci alu. S</b>	HALO	max 2x77W	E27			dim 6
<b>Tolomeo basculante T, F, W</b>	HALO	max 1x100W	E27			- 6
	or FLUO (max 1x20W - E27) or LED (E27)					
<b>Tolomeo braccio W</b>	LED	Total power 10W		410lm	3000K	dim 1
	HALO	max 1x77W	E27			- 6

or FLUO (E27) or LED (E27)


<b>Tolomeo decentrata alu. S</b>	HALO	max 1x77W	E27			dim 6
<b>Tolomeo decentrata p.ø24 S</b>	HALO	max 1x77W	E27			dim 6
<b>Tolomeo decentrata p.ø32 S</b>	HALO	max 1x150W	E27			dim 6
<b>Tolomeo decentrata p.ø36 S</b>	HALO	max 1x150W	E27			dim 6
<b>Tolomeo diffusore 18 p. W</b>	HALO	max 1x46W	E27			- 6
	or FLUO (E27) or LED (E27)					
<b>Tolomeo diffusore 18 s. W</b>	HALO	max 1x100W	E27			- 6
	or FLUO (max 1x16W - E27) or LED (E27)					
<b>Tolomeo diffusore 24 W</b>	HALO	max 1x100W	E27			- 6
	or FLUO (E27) or LED (E27)					
<b>Tolomeo diffusore 32 W</b>	HALO	max 1x150W	E27			- 6
	or FLUO (max 1x23W - E27) or LED (E27)					
<b>Tolomeo faretto W</b>	LED	Total power 10W		410lm	3000K	dim/- 1
	HALO	max 1x77W	E27			- 30
	or FLUO (E27) or LED (E27)					
<b>Tolomeo mega T, F, W</b>	LED	Total power 31 W			3000K	dim 1
				natural diffusor 1855lm		
				grey diffusor 1800lm		
				black diffusor 1545lm		
	HALO	max 1x150W	E27			dim 4
	HALO	max 1x150W	E27			- 6
	or FLUO (max 1x23W - E27) or LED (E27)					
<b>Tolomeo mega S</b>	HALO	max 1x105W	E27			- 6
	or FLUO (max 1x23W - E27) or LED (E27)					
<b>Tolomeo mega outdoor F</b>	LED*	Total power 20W		1250lm	3000K	- 1
<b>Tolomeo micro T, F, W</b>	LED	Total power 8W		350lm	3000K	dim 1
	HALO	max 1x46W	E14			- 30
	or FLUO (E14) or LED (E14)					
<b>Tolomeo micro faretto W</b>	LED	Total power 8W		350lm	3000K	dim/- 1
	HALO	max 1x46W	E14			- 30
	or FLUO (E14) or LED (E14)					
<b>Tolomeo micro pinza W</b>	LED	Total power 8W		350lm	3000K	- 1
	HALO	max 1x46W	E14			- 30
	or FLUO (E14) or LED (E14)					
<b>Tolomeo midi T, W</b>	LED	Total power 9W		350lm	3000K	dim 1
<b>Tolomeo mini T, F, W</b>	LED	Total power 10W		410lm	3000K	dim 1

	HALO	max 1x77W	E27		-	29
	or FLUO (E27) or LED (E27)					
	FLUO	1x18W	G24q-2	3000K	-	35
<b>Tolomeo TW T, F, W</b>	LED	Total power 12W		550lm	3000/10000K	dim 1
<b>Tolomeo pinza W</b>	LED	Total power 10W		410lm	3000K	- 1
	HALO	max 1x77W	E27		-	6
	or FLUO (E27) or LED (E27)					
<b>Tolomeo XXL F</b>	FLUO	2x42W	GX24q-5			- 35
<b>Twist S</b>	FLUO	8x28W	G5	20800lm		dim 9
	FLUO	8x54W	G5	35600lm		dim/- 9
<b>Two Flags F</b>	LED	Total power 21W		1230lm	3000K	dim 1
<b>Two Flags W</b>	LED	Total power 21W		1230lm	3000K	- 1
<b>Una Pro W/C</b>	LED (9)	Total power 10W	9°	856lm	4000K	- 1
	LED (9)	Total power 10W	28°	768lm	4000K	- 1
	LED (9)	Total power 10W	45°	801lm	4000K	- 1
	LED (12)	Total power 13W	9°	1147lm	4000K	- 1
	LED (12)	Total power 13W	28°	1029lm	4000K	- 1
	LED (12)	Total power 13W	45°	1073lm	4000K	- 1
	LED (16)	Total power 20W	9°	1500lm	4000K	- 1
	LED (16)	Total power 20W	28°	1345lm	4000K	- 1
	LED (16)	Total power 20W	45°	1403lm	4000K	- 1
<b>Una Pro 75 C, R</b>	LED (4)	Total power 7W	9°/28°/45°	471/422/440lm	4000K	- 1
	LED (2x4)	Total power 14W	9°/28°/45°	2x471/422/440lm	4000K	- 1
<b>Una Pro 75 R</b>	LED (3x4)	Total power 21W	9°/28°/45°	3x471/422/440lm	4000K	- 1
	LED (4x4)	Total power 28W	9°/28°/45°	4x471/422/440lm	4000K	- 1
<b>Una Pro Track 75 C, S</b>	LED (6x4)	Total power 42W	9°/28°/45°	6x471/422/440lm	4000K	- 1
<b>Unterlinden S</b>	LED	Total power 7,5W		359lm	3000K	- 1
<b>Vigo F, S, W</b>	LED	max 1x6,8W	Gu10	350lm	3000 K	- 9
<b>Wuni S</b>	LED	1x20W	E27			- 36
<b>Yadokari T</b>	LED	1x6W	E14		2700K	- 36
<b>Yang T/F</b>	FLUO	3x42W	GX24q-4 + remote control			dim 28
<b>Zeno Up 2 Frosted R</b>	LED	Total power 2W	CRI =80 min	22lm	3000K	- 1
	LED	Total power 2W	CRI =80 min	24lm	4000K	- 1
<b>Zeno Up 3 Frosted R</b>	LED	Total power 5W	CRI =80 min	138lm	3000K	- 1
	LED	Total power 5W	CRI =80 min	147lm	4000K	- 1
<b>Zeno Up 4 Frosted R</b>	LED	Total power 10W	CRI =80 min	464lm	3000K	- 1
	LED	Total power 10W	CRI =80 min	496lm	4000K	- 1

\* Values shown are approximate; please refer to the technical documentation for final data.

## Energy Label 1

This luminaire contains built-in LED lamps:



The lamps cannot be changed in the luminaire.

## Energy Label 4

This luminaire contains built-in LED lamps:



482

## Energy Label 5

This luminaire is compatible with bulbs of the energy classes:

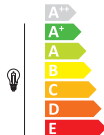


The luminaire is sold with a bulb of the energy class:



## Energy Label 6

This luminaire is compatible with bulbs of the energy classes:



## Energy Label 7

This luminaire is compatible with bulbs of the energy classes:



## Energy Label 9

This luminaire is compatible with bulbs of the energy classes:



## Energy Label 12

This luminaire is compatible with bulbs of the energy classes:

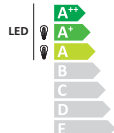


The luminaire is sold with a bulb of the energy class:



## Energy Label 8

This luminaire contains built-in LED lamps:



The luminaire is sold with a bulb of the energy class:



## Energy Label 13

This luminaire is compatible with bulbs of the energy classes:



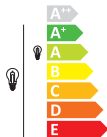
The luminaire is sold with a bulb of the energy class:






## Energy Label 14

This luminaire is compatible with bulbs of the energy classes:



## Energy Label 17

This luminaire contains built-in LED lamps:

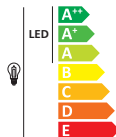


The luminaire is sold with a bulb of the energy class:



## Energy Label 20

This luminaire is compatible with bulbs of the energy classes:



The lamps cannot be changed in the luminaire.

## Energy Label 15

This luminaire is compatible with bulbs of the energy classes:



The luminaire is sold with a bulb of the energy class:



## Energy Label 18

This luminaire is compatible with bulbs of the energy classes:

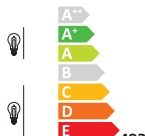


The luminaire is sold with a bulb of the energy class:



## Energy Label 21

This luminaire is compatible with bulbs of the energy classes:




The luminaire is sold with a bulb of the energy class:



## Energy Label 16

This luminaire contains built-in LED lamps:



The luminaire is sold with a bulb of the energy class:



## Energy Label 19

This luminaire is compatible with bulbs of the energy classes:



## Energy Label 22

This luminaire contains built-in LED lamps:



The luminaire is sold with a bulb of the energy class:



## Energy Label 23

This luminaire contains built-in LED lamps:



The luminaire is sold with a bulb of the energy class:



## Energy Label 24

This luminaire is compatible with bulbs of the energy classes:




The luminaire is sold with a bulb of the energy class:



484

## Energy Label 26

This luminaire is compatible with bulbs of the energy classes:



The luminaire is sold with a bulb of the energy class:



## Energy Label 27

This luminaire is compatible with bulbs of the energy classes:



The luminaire is sold with a bulb of the energy class:



## Energy Label 28

This luminaire is compatible with bulbs of the energy classes:



The luminaire is sold with a bulb of the energy class:



## Energy Label 29

This luminaire contains built-in LED lamps:

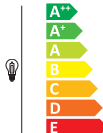


The luminaire is sold with a bulb of the energy class:



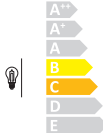
## Energy Label 30

This luminaire contains built-in LED lamps:



## Energy Label 31

This luminaire is compatible with bulbs of the energy classes:



The luminaire is sold with a bulb of the energy class:



## Energy Label 32

This luminaire is compatible with bulbs of the energy classes:



The luminaire is sold with a bulb of the energy class:



## Energy Label 33

This luminaire is compatible with bulbs of the energy classes:



The luminaire is sold with a bulb of the energy class:



## Energy Label 34

This luminaire is compatible with bulbs of the energy classes:



The luminaire is sold with a bulb of the energy class:



## Energy Label 35

This luminaire contains built-in LED lamps:



The luminaire is sold with a bulb of the energy class:



## Energy Label 36

This luminaire contains built-in LED lamps:



The luminaire is sold with a bulb of the energy class:



## Energy Label 37

This luminaire is compatible with bulbs of the energy classes:



The luminaire is sold with a bulb of the energy class:



## Energy Label 38

This luminaire is compatible with bulbs of the energy classes:



The luminaire is sold with a bulb of the energy class:



## Energy Label 40

This luminaire is compatible with bulbs of the energy classes:



The luminaire is sold with a bulb of the energy class:



## Energy Label 41

This luminaire is compatible with bulbs of the energy classes:




The luminaire is sold with a bulb of the energy class:



485

## Energy Label 54

This luminaire contains built-in LED lamps:



The luminaire is sold with a bulb of the energy class:



# How to read the catalogue

## Discovery table

Ernesto Gismondi



— enjoy the Augmented Reality



486



lamping colours

dimensions

LED




S

D

S: structure / base / arm / support D: diffuser / head

ø210 base x ø130 head x max 1000 x 570 height

# Colours



## Headquarters

Artemide S.p.A.

Via Bergamo, 18  
20010 Pregnana Milanese (MI),  
Italy  
Tel. +39 02 93518.1 - 93526.1  
Numero verde 800 834 093  
(for Italy only)  
info@artemide.com  
www.artemide.com

## Communication and Marketing Department

Via Canova, 34  
20145 Milan (MI), Italy  
Tel. +39 02.349611  
communication@artemide.com  
www.artemide.com

## Architectural division

Artemide Architectural S.A.S.  
Z.I. du Breuil  
18400 Saint Florent sur Cher,  
France  
Tel. +33 02 48 23 99 00

## ASIA - OCEANIA

### Australia

Head office and Showroom:  
Adelaide  
Ornare Imports Pty. Ltd.  
28 Fullarton Rd, Norwood  
SA 5067  
Tel. +61 08 8362 3029  
info@artemide.com.au  
www.artemide.com.au

### Office and Showrooms:

Sydney  
504-508 Cleveland St  
Surry Hills NSW 2010  
Tel. +61 02 9699 8472  
sydney@artemide.com.au

### Melbourne

46-48 Raydowne St  
Carlton VIC 3053  
Tel. +61 03 9349 3310  
melbourne@artemide.com.au

## China

### Head office:

Artemide Trading  
(Shanghai) Co., Ltd.  
Room 1907, 19/F, New Hualian  
Mansion, East Wing, 755  
Middle Huai  
Hai Road, Huang Pu District,  
Shanghai  
Tel. +86 21 6448 3650  
info@artemide.cn

### Affiliated Showrooms:

#### Beijing

Unit B245, Jinghongshijia  
Cofco Plaza, No. 8,  
Jianguomennei Street,  
Dongcheng District, Beijing  
Tel. +86 10 8511 8718  
Unit 1-B-20, International  
Furniture, Hall, Easy Home,  
No. 65 North 4th  
Ring Road, Chaoyang District,  
Beijing  
Tel. +86 10 8463 6098

## **Hong Kong and Macao**

### **Head Office: Artemide Ltd.**

Unit 1303, 13/F, Ruttonjee House  
Ruttonjee Centre,  
11 Duddell Street  
Central, Hong Kong  
Tel. +852 2523 0050  
info@artemide.com.hk

### **Showroom:**

Shop 102-103, Ruttonjee Centre,  
11 Duddell Street,  
Central, Hong Kong  
Tel. +852 2523 0333

## **India**

### **Head office: Artemide Lighting India Pvt. Ltd.**

Unit no 5, 2nd floor  
Raghuvanshi Mansion  
Raghuvanshi Mills Compound  
Senapati Bapat Marg,  
lower parel Maharashtra,  
Mumbai 400013  
Tel. +91 22 61774800  
info@artemide.in

### **Region: Bangalore**

Tel. + 91 9611477533  
sabarathnath.cs@artemide.in

### **Region: Delhi NCR**

#### **Showroom:**

No. 5, Retreat Farms,  
Khullar Farms,  
Ashok Lane, Mandi Road,  
Mehrauli,  
New Delhi – 110030  
Tel. +91 9953554435 /  
+91 9811163966 /  
+91 9810945899  
anindya@artemide.in,  
ashwani.gupta@artemide.in,  
dheeraj.kapoor@artemide.in

### **Region: Mumbai**

#### **Showroom and Registered Office:**

Unit No. 5, Raghuvanshi  
Mansion, Raghuvanshi Mills  
Compound  
Senaati Bapat Marg, Lower  
Parel, Mumbai  
Tel. +91 9769310002 /  
+91 22 61774800  
vaibhav.m@artemide.in

### **Region: Pune**

Tel. +91 9545557899  
nilesh.j@atlantislighting.in

## **Indonesia**

### **Representative Office: Artemide Ltd.**

Tel. +852 2523 0050  
info@artemide.com.hk

## **Japan**

### **Head office:**

**Artemide Japan K.K.**  
#2013 1-41-7 Tomigaya  
Shibuya-ku, 151-0063 Tokyo  
Tel. +81 3 5738 7410  
info@artemide.co.jp

## **Malaysia**

### **Distributor:**

**Lightcraft (KL) Sdn Bhd**  
145-5&6, Jalan Sungai Besi,  
57100 Kuala Lumpur, Malaysia  
Tel. +603 9222 4219  
info@lightcraft.com.my

## **New Zealand**

### **Distributor:**

**ECC Lighting**  
39 Nugent Street, Grafton,  
Auckland PO Box 391,  
Auckland 1140  
Tel. +64 9 379 9680  
info@ecc.co.nz

## **Philippines**

### **Representative Office: Artemide Ltd.**

Tel. +852 2523 0050  
info@artemide.com.hk

## **Singapore**

### **Distributor:**

**Million Lighting Co Pte Ltd**  
203 Kallang Bahru,  
Singapore 339340  
Tel. +65 6743 2033  
enquiry@millionlighting.com  
showrooms@millionlighting.com

## **South Korea**

### **Distributor:**

**Duomo & Co.**  
727, Nonhyun-ro,  
Gangnam-gu, Seoul, Korea  
Tel. +82 2 512 5828  
info@duomokorea.com  
www.duomokorea.com

## **Thailand**

### **Representative Office: Artemide Ltd.**

Tel. +852 2523 0050  
info@artemide.com.hk

## **Taiwan**

### **Distributor:**

**Bravocasa Co., Ltd.**  
3F, No. 8 Chongqing Road  
Banqiao Dist., New Taipei City  
220, Taiwan (R.O.C.)  
Tel. +886 2 2963 0229  
sonya@bravocasa.com.tw  
www.bravocasa.com.tw

## **Vietnam**

### **Distributor:**

**Cao Tran Co., Ltd**  
23 Tran Phu, P.4-Q.5  
Ho Chi Minh City, Vietnam  
Tel. +84 8 3833 3334  
caotran@cara.com.vn  
www.cara.com.vn

## AFRICA

### Algeria

Representative Office:  
Artemide Middle East  
info@artemide.ae

### Angola

Representative Office:  
Foton Iluminação Ltda  
Rua da Garagem 3, 2794-021  
Carnaxide  
Tel. +351 21 416-90-70  
geral@foton.pt

### Egypt

Representative Office:  
Artemide Middle East  
info@artemide.ae

### Morocco

Distributor:  
Arrakis Sarl, Villa N° 4 Rue  
Oum Kaltoum 20 000  
Casablanca  
Tel. +212 (0) 522949947  
contact@arrakis-lighting.com

### Nigeria

Representative Office:  
Artemide Middle East  
info@artemide.ae

### South Africa

Representative Office:  
Artemide Middle East  
info@artemide.ae

### Tunisia:

Representative Office:  
Artemide Middle East  
info@artemide.ae

## CENTRAL & SOUTH AMERICA

### Argentina

Distributor:  
Head Office & Showroom:  
Edimetra S.A.  
Paraguay 792 3° Piso , 1057  
Buenos Aires  
Tel. +54 11 4312-2590  
info@artemide.com.ar

### Bolivia

Showroom:  
Studio Tessuto  
Local 103 - Urubó Business  
Center, Santa Cruz - Bolivia  
Tel: +591 3 321 6313  
info@studiotessuto.com

### Brasil

Distributor:  
Head Office & Showroom:  
Cynthron  
Rua do Rócio, 423 - 18º andar,  
Vila Olímpia 04552 000 -  
SãoPaulo - SP  
Tel. +55 11 3846-8100  
cynthron@cynthron.com.br

### Chile

Showroom:  
Interdesign  
Isidora Goyenechea 3200  
Las Condes, Santiago  
Tel. 56-2 22314114  
info@interdesign.cl

### Dominican Republic

Distributor:  
Head Office & Showroom:  
Spazio di Casa  
Ave. Max Henriquez Ureña  
No. 17, Ensanche Naco,  
Santo Domingo  
Tel. +1 809.368.2001  
info@spaziocasa.com

### Mexico

Distributor:  
Head Office, Showroom &  
Customer Service  
Scultura Luminosa  
Suderman #246, Col.  
Chapultepec Morales, Mexico  
D.F. 11570  
Tel. +52 55 5250 2661  
info@artemide.mx

### Panama

Showrooms:  
Idea Design Center  
Av. Samuel Lewis con Calle 59  
Kenex plaza, Obarrio,  
Panama city, Rep. de Panama  
Tel. +507 216.90.67  
info@ideapanama.com

### Lumicentro

Ave. Justo Arosemena,  
Esquina Calle 33  
Ave. Ecuador. Edificio  
Lumicentro  
Apartado 0816-01064  
Panama City - Rep. de Panama  
Tel. +507 300 2400  
info@lumicentro.com

### Peru

Showroom:  
Hilite  
Av. Los Conquistadores 575  
San Isidro - Peru'  
Tel. +511 422 9123  
ventas@hiliteperu.com

### Uruguay

Showroom:  
TRIOS Lighting  
Luis de la Torre 593b  
Montevideo - Uruguay  
Tel. +598 2711 9260  
info@trioslighting.com



## Venezuela

### Showroom:

#### Iluminación HELIOS

Av. San Felipe, Centro Coinasa,  
Mezzanina

La Castellana, Caracas. 1060 -  
Venezuela

Tel. +58-212 265.58.83

informacion@helios.com.ve

For information regarding  
distributors and points of sale  
for Central & South American  
countries not listed above,  
please email:  
infolatam@artemide.net

## EUROPE

### Albania

#### Principal dealer:

##### A Bi Esse

Superstrada Tirane-Durres km 6  
Yrshek, Tirane

Tel. +355 48 200416

info@abiess.e.al

### Austria

#### Head office and Showroom:

##### Artemide

##### Handelsgesellschaft mbH

Gonzagagasse 1 / Morzinplatz  
1010 Wien

Tel. +43 01 803 21 82

info@artemide.at

### Azerbaijan

#### Principal dealer:

##### Studio 151

Port Baku Residence  
Uzeyir Hacıbeyov str. 151,  
1001 Baku

Tel. +994 12 599 2040/41

studio151@office.az

### Benelux

#### (Belgium/Holland/ Luxemburg)

#### Head office:

##### Horas S.A.

Beemdstraat 25

1601 Ruisbroek, Belgium

Tel. +32 02 334 84 50

artemide\_benelux@artemide.com

#### Brussels showroom and

#### Lighting Consultancy Center:

Chaussée de Waterloo 410

1050 Brussels - Belgium

Tel. +32 02 534 03 67

artemide.brussels@skynet.be

#### Amsterdam showroom and

#### Lighting Consultancy Center:

Hobbemakade 89,

1071 XR Amsterdam Holland

Tel. +31 20 4702668

artemide.amsterdam@artemide.nl

### Bosnia and Herzegovina

#### Representative Office:

##### Artemide S.p.A.

Via Bergamo, 18

Tel. +39 02 93518.1 - 93526.1

info@artemide.com

### Bulgaria

#### Representative Office:

##### Artemide S.p.A.

Via Bergamo, 18

Tel. +39 02 93518.1 - 93526.1

info@artemide.com

### Czech Republic

#### Principal dealer:

##### Selene spol. s.r.o.

Neumannova 161, 383 01

Prachatice

Tel. +420 388 310 326

selene@iol.cz

#### Showroom:

Komunardu 32

Holesovice 17000 Praha 7

#### Showroom:

Sazavska 32

Vinohrady 120 000 Praha 2

Romania

### Cyprus

#### Representative Office:

##### Artemide S.p.A.

Via Bergamo, 18

Tel. +39 02 93518.1 - 93526.1

info@artemide.com

## Croatia

### Representative Office:

Artemide S.p.A.  
Via Bergamo, 18  
Tel. +39 02 93518.1 - 93526.1  
info@artemide.com

## Estonia

### Principal dealer:

Laterna Magica  
Kreutzwaldi 8, 10124 Tallin  
Tel. +372 6466 994  
info@laterna.ee

## France

### Head Office and Showroom:

Artemide France S.A.S.  
52, avenue Daumesnil,  
75012 Paris  
Tel. +33 01 43 44 44 44  
artemide@artemide.fr

## Germany

### Head office and Showroom:

Artemide GmbH  
Hans-Böckler-Straße 2  
58730 Fröndenberg  
Tel. +49 02373 975.0  
info@artemide.de

### München Office:

Luise-Ullrich-Straße 20,  
80636 München  
Tel. +49 089/70065198  
muenchen@artemide.de

### Frankfurt Showroom:

Baseler Straße 10, 60329  
Frankfurt  
Tel. +49 069 3399 5690  
frankfurt@artemide.de

## Greece

### Head office:

Artemide Hellas S.A.  
34, Solonos St.  
106 73 Athens  
Tel. +30 210 3646770  
info@artemide.gr

### North Greece Branch Offices & Showroom

92, G. Papandreou St.  
546 65 Thessaloniki  
Tel. +30 2310 403934  
thessaloniki@artemide.gr

## Hungary

### Representative Office:

Artemide Austria  
Tel. +43 (0) 1 803 21 82-0  
info@artemide.at

## Ireland

### Artemide GB Ltd.

Tel. +44 (0) 20/7631 5200  
info@artemide.co.uk

## Italy

### Head office:

Artemide Italia S.r.l.  
Via Bergamo 18  
20010 Pregnana Milanese (MI)  
Tel. +39 02 93518.1 - 93526.1  
Numero Verde 800 834 093  
artemideitalia@artemide.com

### Milano Monforte

#### Showroom:

Corso Monforte 19,  
20122 Milano  
Tel. +39 02 76006930 - 794039  
monforte@artemide.com

### Milano Manzoni Showroom:

Via Manzoni 12, 20121 Milano  
Tel. +39 02 778712201 -  
778712202  
manzoni@artemide.com

### Milano Danese Showroom:

Piazza San Nazaro in Brolo 15,  
20122 Milano  
Tel. +39 02 58304150  
showroomdanese@artemide.com

### Roma Margutta Showroom:

Via Margutta 107, 00187 Roma  
Tel. +39 06 36001802 -  
36001808  
margutta@artemide.com

### Triviso Showroom:

Via Campana 47 ang.  
Piazza San Francesco,  
31100 Treviso  
Tel. +39 0422 410115  
treviso@artemide.com

### Milano Lighting Consultancy Center:

Via Manzoni 12, 20121 Milano  
Tel. +39 02 778712201 -  
778712202  
manzonilighting@artemide.com

### Roma Lighting Consultancy Center:

Via Pisanelli 1, 00196 Roma  
Tel. +39 06 94537550  
pisanelli@artemide.com

## Kosovo

### Principal dealer:

#### Light House Studio

Veternik nn, 1000 Prishtine  
Tel. +386 (0) 43 733 333  
info@lighthouse-kos.com

## Latvia

### Principal dealer:

#### Trentini Group

Lacplesa iela 101, 1011 Riga  
Tel. +371 678 70890  
info@artemide.lv

## Lithuania

### Principal dealer:

Delight LT UAB, Vytenyo 13  
03112 Lithuania  
Tel. +370 5 2104218  
info@delight.lt

## Malta

### Representative Office:

Artemide Italia s.r.l.  
Tel. +39 02 93518.1 - 93526.1  
info@artemide.com

## Montenegro

### Principal dealer:

Artefacto + Design Center  
Bulevar Svetog Petra  
Cetinjskog, Ulica 2  
81000 Podgorica  
Tel. +382 20 220-597  
info@artefactoplus.me

## Poland

### Head Office:

Artemide Dystrybucja Polska  
sp. z o.o.  
Ul. Saperow 4, 82-300 Elblag  
Tel. +48 55 236 11 85  
info@liralighting.pl

### Showroom:

Ul. Rydygiera 8, Warsaw

## Portugal

### Head office and Showroom:

Foton Iluminação Ltda  
Rua da Garagem 3  
2794-021 Carnaxide  
Tel. +351 21 416-90-70  
geral@foton.pt

## Romania

### Principal dealer:

Helios pls  
Heliade intre Vii, nr 8, Etaj 2  
023383 Bucarest

## Russia

### Head office:

Artemide Agency OOO  
Bolshoj Zlatoustinskij Pereulok, 1  
Bldg 1,  
office 103, 101000 Moscow  
Tel. +7 495 984 2238  
info@artemide-agency.ru

## Scandinavia

### Head office & Showroom:

Artemide Scandinavia A/S  
Skudehavnsvej 5  
DK-2100 Copenhagen, Denmark  
Tel. +45 7020 1700  
info@artemide.dk

## Serbia

### Representative Office:

Artemide S.p.A.  
Via Bergamo, 18  
Tel. +39 02 93518.1 - 93526.1  
info@artemide.com

## Slovakia

### Principal dealer:

AKL s.r.o.  
Vietnamská 45,  
82104 Bratislava  
Tel. +421 (0) 907 767 008  
info@aklsro.sk

## Slovenia

### Principal dealer:

ARCADIA  
Šmartinska 152 / hala E, 1000  
Ljubljana  
Tel. +386 (0) 1 423 30 25  
Tel. +386 (0) 1 423 40 25  
info@arcadia-svetila.si

## Spain

### Head office and Showroom:

Artemide S.A.  
C/Vico, 12-18 bajos,  
08021 Barcelona  
Tel. +34 093 478 3911  
artemide@artemide.es

## Switzerland

### Head office and Showroom:

Artemide Illuminazione S.A.  
Bärenegasse 16, 8001 Zürich  
Tel. +41 43 268 2727  
info@artemide.ch

## Turkey

### Principal dealer:

Oztas Aydinlatma  
Yskender Cad. ,24  
34420 Istanbul - Sishane  
Tel. +90 212 237 52 36  
info@oztasaydinlatma.com

## United Kingdom

493

### Head office, Showroom and Lighting Consultancy Center:

Artemide GB Ltd.  
106 Great Russell Street,  
London WC1B 3NB  
Tel. +44 (0) 20/7631 5200  
info@artemide.co.uk

## **MIDDLE EAST**

### **Bahrain**

Representative Office:  
Artemide Middle East  
info@artemide.ae

### **Iran**

Representative Office:  
Artemide Middle East  
info@artemide.ae

### **Jordan**

Representative Office:  
Artemide Middle East  
info@artemide.ae

### **Kuwait**

Representative Office:  
Artemide Middle East  
info@artemide.ae

### **Lebanon**

Representative Office:  
Artemide Middle East  
info@artemide.ae

### **Oman**

Representative Office:  
Artemide Middle East  
info@artemide.ae

### **Qatar**

Representative Office:  
Artemide Middle East  
info@artemide.ae

### **Saudi Arabia**

Representative Office:  
Artemide Middle East  
info@artemide.ae

### **Syria**

Representative Office:  
Artemide Middle East  
info@artemide.ae

## **United Arab Emirates**

Head office & Showroom:  
Artemide Middle-East  
Dubai Design District (D3)  
Building 6 - 3rd Floor -  
Offices A307  
Dubai, UAE  
info@artemide.ae

## **NORTH AMERICA**

### **Canada**

Head office:  
Artemide Ltée/Ltd.  
11105, rue Renaude Lapointe  
Montréal, Québec H1J 2T4  
Tel. +1 514 323 6537  
Toll free +1 888 777 2783  
infocanada@artemide.net  
www.artemide.net

### **Flagship Store:**

Toronto, ON  
5 Mill Street  
Toronto, Ontario M5A 3R6  
Tel. +1 416 628 6718  
toronto@artemide.net

### **Sales office:**

Montréal, QC  
Tel. +1 514 323 6537  
montreal@artemide.net

**U.S.A.****Headquarters****Artemide, Inc.**

250 Karin Lane  
Hicksville, NY 11801  
Tel. +1 631 694 9292  
Toll free +1 877 Art 9111  
infousa@artemide.net  
www.artemide.net

**Flagship Stores:****Chicago, IL**

351 W Hubbard Street, #103  
Chicago, IL 60654  
Tel. +1 312 475 0100  
chicago@artemide.net

**Los Angeles, CA**

9006 Beverly Boulevard  
West Hollywood, CA 90048  
Tel. +1 310 888 4099  
losangeles@artemide.net

**Miami, FL**

2222 Ponce de Leon Boulevard  
Coral Gables, FL 33134  
Tel. +1 305 444 5800  
miami@artemide.net

**New York, NY**

46 Greene Street  
New York, NY 10013  
Tel. +1 212 925 1588  
newyork@artemide.net

**Sales offices:****Chicago, IL**

Tel. +1 312 475 0100  
chicago@artemide.net

**Dallas, TX**

Tel. +1 214 747 8344  
dallas@artemide.net

**Los Angeles, CA**

Tel. +1 310 888 4099  
losangeles@artemide.net

**New York, NY**

Tel. +1 212 925 1588  
newyork@artemide.net

**Philadelphia, PA**

Tel. +1 215 733 9877  
philadelphia@artemide.net

© Artemide S.p.A.

Layout and graphic  
Diego Martinelli

Contents and editing  
Cristina Costanzi  
Diego Martinelli

Images processing  
Milica Pavlovic

Prepress  
Actualtype s.r.l.

Print  
Venetaroto  
November 2015

Photos:

Andrea Avezù  
Ballo & Ballo  
Chris Broadbent  
Jean-Marie Colrat  
Thomas Deron + Logo Lano  
project  
Elliott Erwitz  
Mauricio Fuentes  
Fabian Aurel Hild

Werner Huthmacher  
Hiroshi Iwasaki  
Brigitte Lacombe  
Linus Lintner  
Nuno Madeira  
Justin Marimon @ MINIMAL  
Jean Pierre Maurer  
Josh Meister  
Michele Nastasi

Thouas Periklis  
Beppe Raso  
Alessandro Rizzi  
Lioba Schneider  
Margherita Spiluttini  
Oliviero Toscani  
Federico Villa  
Miro Zagnoli



Artemide S.p.A. si riserva la facoltà di modificare, in qualunque momento e senza preavviso, le caratteristiche tecniche degli elementi illustrati nel presente catalogo.

Artemide S.p.A. reserves the right to change, at any time and without prior warning, the technical specifications of any product illustrated in this catalogue.

Artemide S.p.A. se réserve le droit de modifier, à n'importe quel moment et sans préavis, les caractéristiques techniques des éléments illustrés dans ce catalogue.

Artemide S.p.A. behält sich das Recht vor jederzeit und ohne Ankündigung die technischen Daten der im Katalog abgebildeten Produkte zu ändern.

Artemide S.p.A. se reserva la facultad de modificar, en cualquier momento y sin aviso previo, las características técnicas de los elementos ilustrados en el presente catálogo.