

**B.lux**<sup>o</sup>

Decorative Lighting /  
Architectural & Outdoor Lighting

---

**B.lux**<sup>o</sup>



# Index

---

FABRICANTES / MANUFACTURERS / <i>HERSTELLER</i>	p4
<hr/>	
DISEÑADORES / DESIGNERS / <i>DESIGNER</i>	p6
<hr/>	
DECORATIVE LIGHTING	p16
<hr/>	
LUMINARIAS DE SUSPENSIÓN / SUSPENSION LAMPS / <i>HÄNGELEUCHTEN</i>	p16
LUMINARIAS DE PIE / FLOOR LAMPS / <i>STEHLEUCHTEN</i>	p118
LUMINARIAS DE MESA / TABLE LAMPS / <i>TISCHLEUCHTEN</i>	p150
LUMINARIAS DE TECHO / CEILING LAMPS / <i>DECKENLEUCHTEN</i>	p182
LUMINARIAS DE PARED / WALL LAMPS / <i>WANDLEUCHTEN</i>	p214
<hr/>	
ARCHITECTURAL LIGHTING	p260
<hr/>	
OUTDOOR LIGHTING	p352
<hr/>	





## Fabricantes de luminarias de diseño contemporáneo

Nuestra aventura empresarial comienza en 1980. Por aquel entonces, el concepto de diseño era aún vagamente interpretado en nuestro entorno, Euskadi. Esta circunstancia, junto a un escasísimo mercado local para este tipo de producto, nos llevó ya por aquel entonces a la internacionalización.

Salimos al mercado internacional con unos inmejorables compañeros de viaje: los diseñadores de nuestros productos. En 1980-1981 trabajamos con Guillermo Capdevilla, uno de los promotores del diseño en Euskadi. Él fue el creador de Blux System, una colección de luminarias que dio un giro en la estrategia de producto de B.lux.

La nostalgia y las tendencias del mercado nos llevan hoy, 35 años después, a reeditar esta familia de luminarias de formas sencillas, que siguen las directrices de la escuela inglesa de diseño. Regresamos, con orgullo, a nuestros orígenes.

La ubicación de nuestras instalaciones en un enclave natural privilegiado también deja huella en las luminarias que fabricamos.

Luminarias como Keshi emplean materiales muy cotizados a nivel internacional, como el mármol negro de las canteras de Markina, ubicadas en las inmediaciones de nuestra fábrica, de 5.000 m<sup>2</sup>.

Es precisamente esa condición de fabricantes, tan poco habitual hoy en día, la que nos permite imprimir un carácter especial a nuestros productos, a los que aplicamos los máximos procesos de fabricación en nuestras instalaciones.

También nuestra proximidad a Bilbao, convertida hoy en referente internacional de arquitectura y diseño, ha moldeado nuestro catálogo de iluminación, gracias a nuestra participación en proyectos de iluminación de referencia en la Ciudad del Diseño, según la UNESCO.

Es así como todas y cada una de las luminarias que componen nuestro catálogo tienen una historia y un por qué. Una historia que refuerza nuestra identidad, forjada a lo largo de 35 años de historia.

## Manufacturers of contemporary design lamps

Our business adventure began in 1980. At that time the concept of design was only vaguely appreciated in our area: the Basque Country. This, together with a very scarce local market for this type of product, spurred us towards internationalisation at a very early stage.

We hit the international market with a set of indispensable collaborators: our product designers. In 1980-1981 we worked with Guillermo Capdevila, one of the promoters of design in Euskadi. He was the creator of the Blux System, a collection of lamps that marked a shift in B.lux's product strategy.

Nostalgia and market trends prompt us today, 35 years later, to rerelease this family of lamps, defined by their simple shapes and conforming to the patterns of the English school of Design. Proudly returning to our origins. The location of our facilities, in a very special natural enclave, also makes its mark on the lamps we produce.

Lamps like the Keshi employ materials that are internationally coveted, like black marble from the Markina quarry, located close to our 5,000-m<sup>2</sup> factory.

It is precisely our role as manufacturers, very unusual today, which allows us to endow our products with a special quality, as we employ the finest maxim manufacturing processes at our facilities.

Our proximity to Bilbao, which has become an international landmark city in the fields of Architecture and Design, has also shaped our lighting catalogue, thanks to our participation in high-profile lighting projects in the City of Design, according to UNESCO.

Thus, each and every one of the lamps making up our catalogue has a story and a reason for being. These stories reinforce our identity, forged over 35 years of history.

## Hersteller zeitgenössischer Designerleuchten

*Unser unternehmerisches Abenteuer begann 1980. Damals war Design in unserem Umfeld, dem Baskenland, als Konzept noch kaum verwurzelt. Dieser Umstand und die Tatsache, dass der Markt für Designerprodukte hier in Euskadi und Spanien damals relativ klein war, waren der Auslöser für die Internationalisierung unseres Unternehmens.*

*Auf unserem Weg in die internationalen Märkte hatten wir überragende Gefährten: die Designer unserer Produkte. 1980/81 arbeiteten wir mit Guillermo Capdevilla, ein Vorreiter des Designs in Euskadi. Er gestaltete für uns die Leuchtenkollektion Blux System, mit der sich die Produktstrategie von B.lux grundlegend wandeln sollte.*

*Nostalgie und die aktuellen Trends haben uns nun, 35 Jahre später dazu veranlasst, diese Leuchtenfamilie neu aufzulegen, die mit ihren einfachen Formen ganz dem Kanon der englischen Designtradition entspricht. Wir kehren stolz zu unseren Ursprüngen zurück.*

*Unser Produktionsstandort mitten in einer herrlichen natürlichen Umgebung hat die von uns entwickelten Leuchten durchaus geprägt. Bei Leuchten wie Keshi verarbeiten wir international sehr gefragte Materialien*

*wie zum Beispiel schwarzen Marmor aus den Steinbrüchen von Markina ganz in der Nähe unseres 5.000 m<sup>2</sup> großen Werksgeländes.*

*Wir sind Hersteller, was heute eher die Ausnahme ist, und dieser Umstand versetzt uns in die Lage, unseren Produkten einen ganz besonderen Charakter zu geben, da wir den gesamten Prozess der Herstellung in unseren eigenen Anlagen steuern.*

*Unsere Nähe zu Bilbao, das sich in Sachen Architektur und Design in den zurückliegenden Jahren hohes Internationales Ansehen verschafft hat, war für unseren Leuchtenkatalog ebenfalls prägend – namentlich durch unsere Mitwirkung an angesehenen Bauprojekten, für die wir die Beleuchtung entwickelt haben. Nicht umsonst trägt Bilbao den Titel „Stadt des Designs“ der UNESCO.*

*So kommt es, dass jede Leuchte in unserem Katalog ihre eigene Geschichte hat und aus einem individuellen Anlass heraus entwickelt wurde. Geschichten, die ihren Teil zur Identität unseres Unternehmens beitragen, das nun seinerseits schon auf eine 35-jährige Geschichte zurückblickt.*

# Diseñadores *Designers* Designer

---



David Abad



AIA Salazar-Navarro



Werner Aisslinger



Jaime Beriestain



Miguel Ángel Ciganda



Dhemmen



Fabien Dumas



e27, Tim Brauns



Miguel Herranz



Martínez y Soler Arquitectos



Jorge Pensi



Laia Roca



Carlos Serra



Stone Designs



Jan Van Lierde



Josep Lluís Xuclà



Gemma Bernal



Paul Bevis

La colaboración con diseñadores externos de primer orden ha constituido un pilar fundamental en nuestra trayectoria y crecimiento. Nuestro cometido se ha centrado en canalizar la riqueza creativa de profesionales consagrados y jóvenes promesas del diseño, en el empeño de elaborar una oferta de producto coherente, innovadora y permanentemente actualizada.

Collaboration with top external designers has always been a cornerstone of our trajectory and growth. We have focused on channelling the creative wealth of established professionals and talented up-and-coming designers with a view to offering a coherent, innovative and up-to-the-minute product range.



Héctor Fernández



GC Studio

*Die Zusammenarbeit mit externen Designern von Rang hat in unserer Firmengeschichte und bei unserem Wachstum stets eine grundlegende Rolle gespielt. Wir haben es stets als unsere Aufgabe erachtet, das kreative Potential namhafter Designer wie auch vielversprechender Talente zu nutzen und so ein gut durchkonzipiertes, innovatives und stets aktuelles Angebot zu schaffen.*



Mario Ruiz

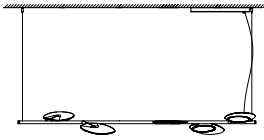


Jon Santacoloma



Manel Ybargüengoitia

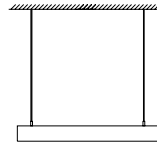
# Decorative Lighting



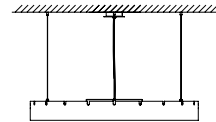
a\_Forest S - p18



Aspen S - p22



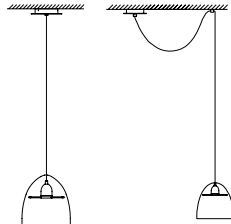
Box S - p28



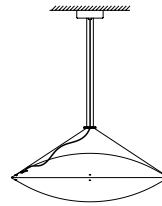
Castle S - p30



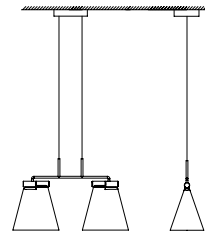
C\_Ball S - p34




Centra / Minicentra - p38



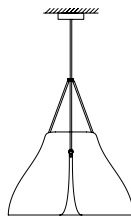
Clon S - p40



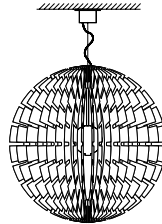
Cone Light S - p42




Globe - p46



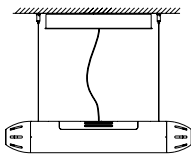
Ginkgo S - p47



Helios Aluminium - p50



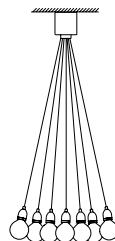
Helios Wood - p51



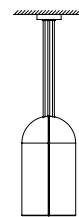
HLF - p52



Ilde S - p54



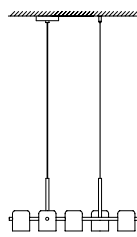
Ilde Max S - p58



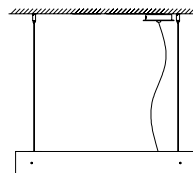
Ireland - p62



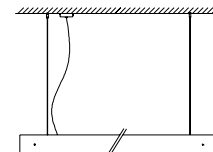
Keshi S - p64



KUP - p66



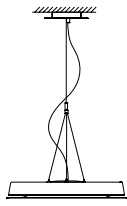
Marc S - p68



Marc Dos S - p70



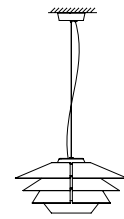
Nite S - p72



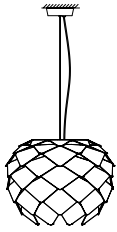
Olsen S - p74



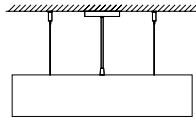
Orange - p76



Overlay S - p78



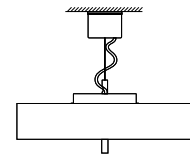
Phi S - p82



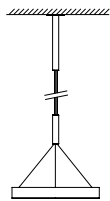
Quadrat S - p84



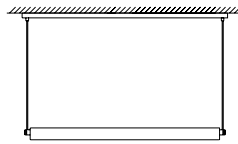
Micro S - p88



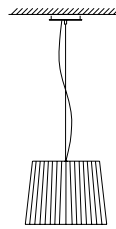
Ronda S - p89



R2 - p90



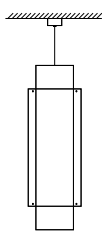
Roof S - p96




Royal S - p100



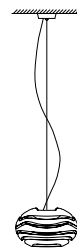
Scout S - p102



Skin S - p106



Speers S - p110



Tree Series S - p114



Aspen F - p120



Blux System F - p122




C\_Ball F - p126



Inn Side - p128




Kanpazar - p130



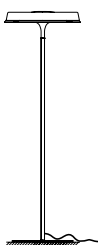
Kele 2 - p134



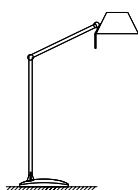
Lola F - p135



Overlay F - p136



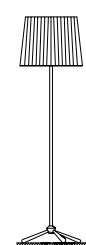
Olsen F - p138



Petite F - p139



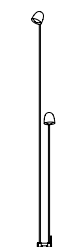
Phi F - p140



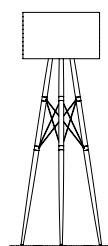
Royal F - p142



Ronda F - p144

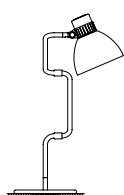


Speers F - p145

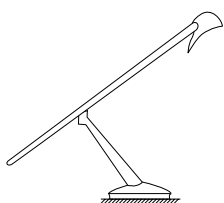


Wire Light F - p148





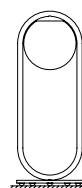
Blux System T - p152



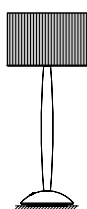
Bluebird T - p156



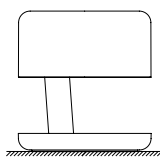
Eliana T - p157



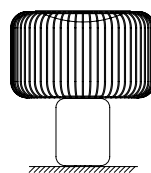
C\_Ball T - p158



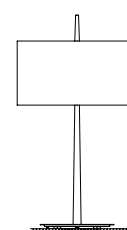
Hil - p162



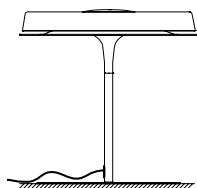
Hoodie T - p163



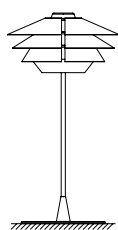
Keshi T - p164



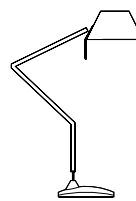
Lola T - p166



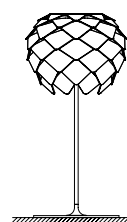
Olsen T - p168



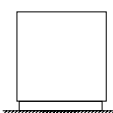
Overlay T - p170



Petite T - p172



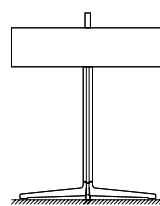
Phi T - p174




Q.Bo T - p175



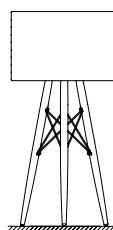
Regina T - p176



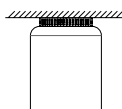
Ronda T - p178



Royal T - p179



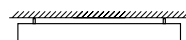
Wire Light T - p180



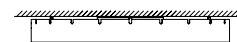
Aspen C - p184



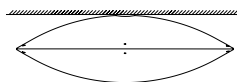
Blux System C - p186




Box C - p190



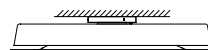
Castle C - p192



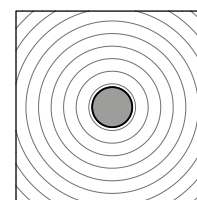
Clon C - p194




Marc C - p196



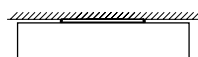
Olsen C - p198



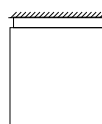
Ondas C/W - p200



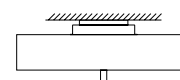
Phi C - p201



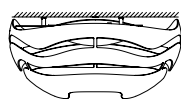
Quadrat C - p202




Q.Bo C/W - p204




Ronda C - p205



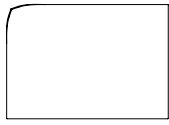
Tree Series C - p206



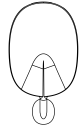
Veroca - p208



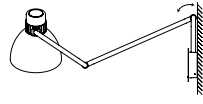
Veroca Print - p212



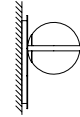
A3-A4 - p216



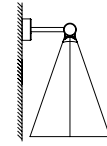
a\_Forest W - p218



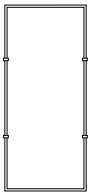
Blux System W - p220




C\_Ball W - p226



Cone Light W - p228



Dolce - p230



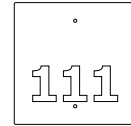
Eliana W - p232



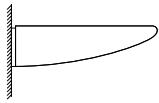
Marc W - p234



Marc Dos W - p236



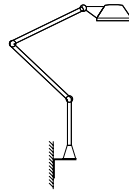
Nora - p238



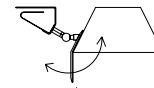
Olympia W-U - p240



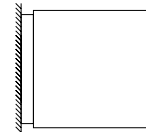
Ovo - p242




Petite W - p244



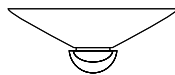
Petite Clamp - p246



Q.Bo C/W - p248



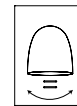
Quadrat W - p249



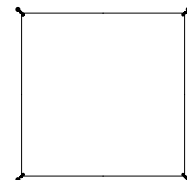
Regina W - p250



Sare - p251



Speers W - p252

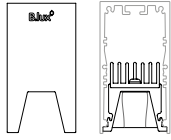


Veroca Wall - p254

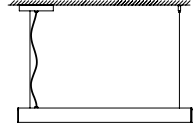
# Architectural Lighting

ARQUITECTURAL / ARCHITECTURAL / ARCHITEKTONISCHE LEUCHTEN

p260



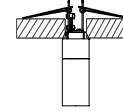
Anvil System - p262



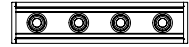
Anvil S Led Module - p278



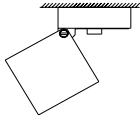
Anvil C Led Module - p280



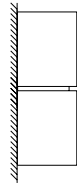
Anvil Spot S/C - p282



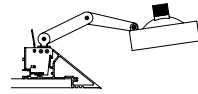
Anvil Led Module - p284



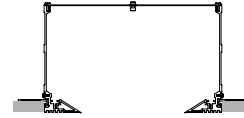
Blok - p286



Miniblok - p290



Deep Cove System - p292



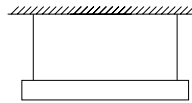
Deep System - p296



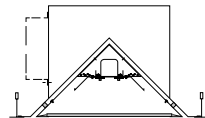
Deep R - p304



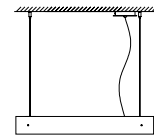
K. System - p306



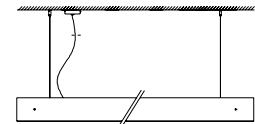
L Flow - p314



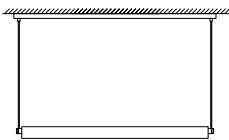
Linia - p318



Marc - p328



Marc Dos - p334



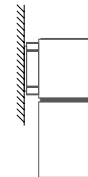
Roof - p338



Volcano System - p342



Volcano C - p348




Volcano W - p350

# Outdoor Lighting

LUMINARIAS DE EXTERIOR / OUTDOOR LIGHTING / AUSSENLEUCHTEN

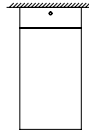
p352



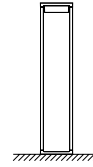
AMS - p354



Belt - p356



Block Out - p358



Frame - p362



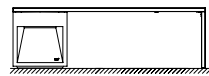
Hold - p364



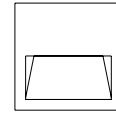
Inn Side - p368



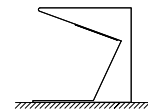
Kanpazar - p370



Lap Bench - p374



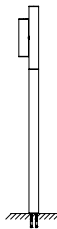
Lap WR - p378



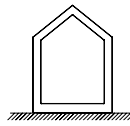
Noray - p380



Ovo - p382



Tube - p384



White House - p386



Zen - p388



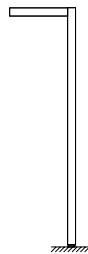
AX-IS - p390




Boletus Outside - p392



Topa - p396



Zenete - p400




**Luminarias de suspensión**  
Suspension lamps  
*Hängeleuchten*

Decorative Lighting

a\_Forest S  
*Fabien Dumas*







Luminaria de suspensión LED compuesta por cuerpos lumínicos orientables, de formas orgánicas. Fabricada en PUR, se comercializa en acabados blanco, salmón y turquesa, todos ellos mate. Disponible en versión horizontal (SH) y vertical (SV).

LED suspension lamp made up of adjustable lighting bodies featuring organic forms. Made of PUR, it is available in white, salmon and turquoise finishes, all of them matte. Available in horizontal (SH) and vertical (SV) versions.

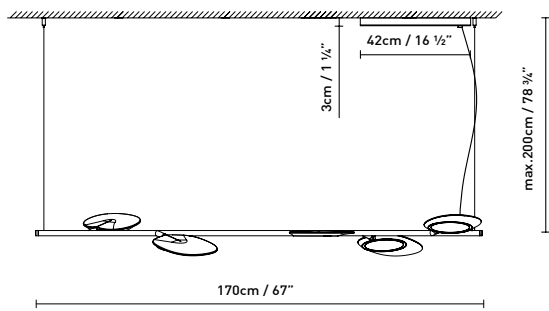
*LED-Hängeleuchte mit organisch geformten, ausrichtbaren Leuchtenkörpern. Hergestellt aus PUR und verfügbar in den Ausführungen Weiß, Lachsrot und Türkis, jeweils matt. Es ist eine horizontale (SH) und eine vertikale (SV) verfügbar.*



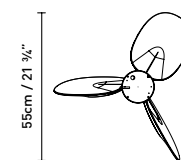
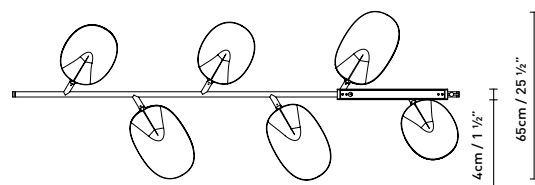
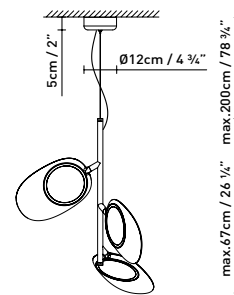


◆ SH: LED 6 x 9W 7326lm 500mA 2700K CRI>80 DIM 110-230V  
 SV: LED 3 x 9W 3663lm 500mA 2700K CRI>80 110-230V

SH



SV



□ White (matte)

■ Salmon (matte)

■ Turquoise (matte)



IP20



EAC

DIM



# Aspen S

*Werner Aisslinger*





Luminaria de suspensión de doble pantalla, disponible en tres formatos. Luz directa y difusa. Acabados lacado mate, con diferentes combinaciones: grey, snow, lemon, mango, clear turquoise, y aqua. Cable negro. La versión Aspen S40 LED incluye equipo dimable.

Double-shade suspension lamp, available in three sizes. Direct and diffused light. Matte lacquered finishes, with different combinations: grey, snow, lemon, mango, clear turquoise, and aqua. Black cable. Aspen S40 LED includes dimable equipment.

*Hängeleuchte mit doppeltem Schirm. Wird in drei Größen hergestellt. Direkte Beleuchtung oder Streulicht. Matt lackiert, verschiedene Kombinationen: Grey, Snow, Lemon, Mango, clear Turquoise und Aqua. Kabel schwarz. Aspen S40 LED mit Dimmergerät verfügbar.*





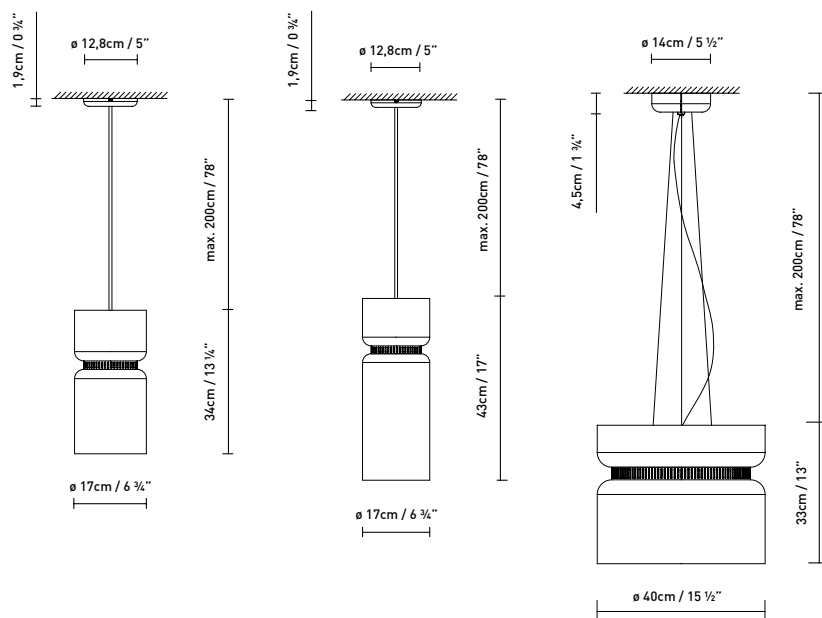


◊ S17A LED / S17B LED: LED 17,5W 1550lm 350mA 3000K CRI>80 230V  
 S17A (E27) / S17B (E27): Fluo. max. 30W (E27)  
 Halo. ECO max. 70W (E27)  
 S40 LED: LED 29,9W 4245lm 700mA 3000K CRI85 DIM 110-230V  
 S40 HALO: Halo. ECO max. 130W (R7s)

S17A

S17B

S40



Grey (matte)  
 Snow (matte)  
 Lemon (matte)

Mango (matte)  
 Clear turquoise (matte)  
 Aqua (matte)











# Box S

*Jaime Beriestain*

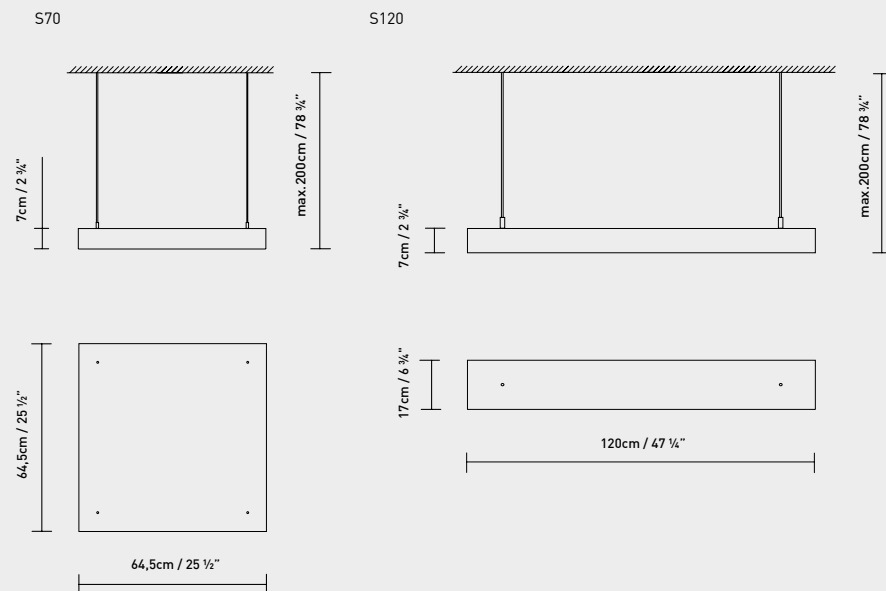


Luminaria de suspensión de luz directa y difusa. Disponible en tres acabados: metacrilato rojo transparente, fumé o blanco opal. Todos ellos llevan un difusor blanco opal. Se fabrica en dos tamaños. Disponible versión dimmer.

Suspension lamp with direct and diffuse light. Available in three finishes: transparent red, transparent smoked or opal white methacrylate. All with an opal white shade. It comes in two sizes. Dimmer version can be supplied.

Hängeleuchte für direkte Beleuchtung und Streulicht. Erhältlich in drei Ausführungen: rotes, transparentes Methacrylat, transparentes Fumé oder opalweiß. Alle Ausführungen sind mit opalweißem Diffusor versehen. Werden in zwei Größen hergestellt. Auch mit Dimmer verfügbar.

- ◆ S70: Fluo. 4 x 14/24W (G5)
- S70 DIMMER: Fluo. 4 x 14/24W (G5) DIM
- S120: Fluo. 2 x 28/54W (G5)
- S120 DIMMER: Fluo. 2 x 28/54W (G5) DIM



Transparent red    
  Transparent smoked    
  Opal white

p190    
 IP20    
 CE EAC    
 UFL    
 DIM





# Castle S

*Stone Designs*





Luminaria de suspensión de aluminio, con cuerpo circular y difusor de PMMA blanco opal de alta uniformidad. Permite múltiples composiciones. Acabados: blanco mate texturado, negro mate texturado, y madera de roble natural. Luz directa, con un suave efecto de luz indirecta. Fuente de luz LED. Disponible en tres tamaños. Dimmer.

Suspension lamp in aluminium with a circular body and a highly uniform opal white PMMA diffuser. It allows for multiple configurations. Finishes: texturized matte white, texturized matte black, or natural oak. Direct light, with a soft, indirect light effect. LED light source. Available in three sizes. Dimmer.

*Aluminiumhängeleuchte mit rundem Körper und hochgradig gleichmäßigem, opalweißem PMMA-Diffusor. Erlaubt diverse Kompositionen. Ausführungen: Weiß matt texturiert, Schwarz matt texturiert oder naturbelassene Eiche. Direktes Licht, zusätzlich mit sanfter indirekter Beleuchtung. Mit LEDs bestückt. In drei Größen verfügbar. Dimmer.*





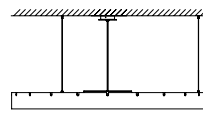
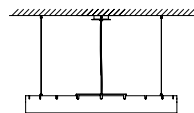
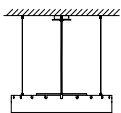


◊ S60: LED 17,6W 3324lm 150mA 3000K CRI>80 DIM 230V  
 S90: LED 41W 7594lm 350mA 3000K CRI>80 DIM 230V  
 S90: LED 79,8W 14634lm 225mA 3000K CRI>80 DIM 230V

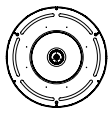
S60

S90

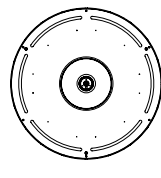

S120



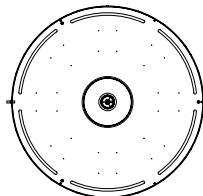
11cm / 4" max. 200cm / 78 3/4"



Ø60cm / 23 1/2"



Ø90cm / 35 1/2"



Ø120cm / 47 1/4"



White (matte)

Black (matte)

Oak



p192







C\_Ball S







Luminaria de suspensión formada por una esfera de vidrio opal (S1) o dos (S2). Sus partes metálicas están disponibles en dos acabados: latón mate, o barniz negro.

Suspension lamp consisting of one (S1) or two (S2) opal glass spheres. Its metal components are available in two finishes: matte brass or black varnish.

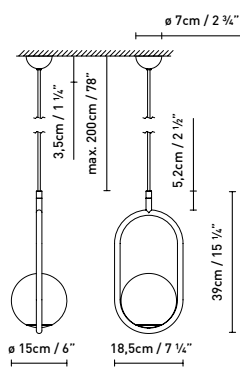
*Hängeleuchte mit einer Opalglaskugel (S1) oder mit zwei Opalglaskugeln (S2). Die Metallteile sind in den Ausführungen Blech matt oder Schwarz lackiert lieferbar.*



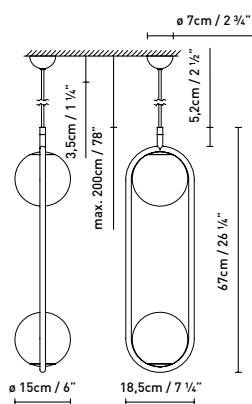


- ◊ S1: LED 6W (E14)  
Fluo. max. 12W (E14)  
Halo. max. 46W (E14)
- S2: LED 2 x 6W (E14)  
Fluo. 2 x max. 12W (E14)  
Halo. 2 x max. 46W (E14)

S1



S2



Brass (matte)

Black (matte)



# Centra / Minicentra

*David Abad*





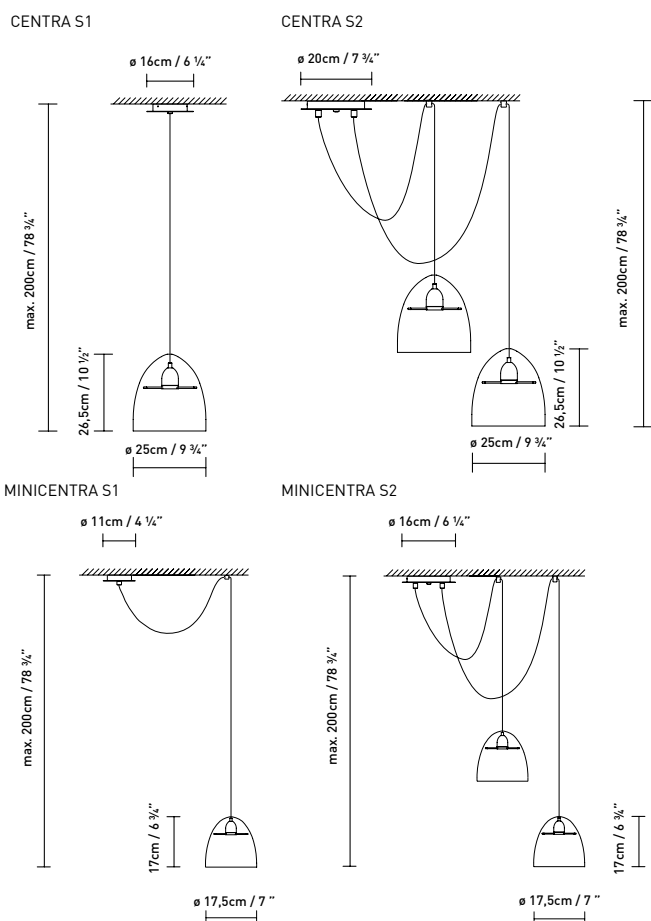
Designed in 1999

Luminaria de suspensión de estructura metálica y pantalla de cristal soplado. Disponible con pantalla gris, estructura gris mate y cable textil gris, o pantalla cognac, estructura marrón mate y cable textil marrón. También disponible con pantalla transparente, estructura cromo mate y cable plata textil, o pantalla transparente, estructura negra mate y cable textil negro.

Suspension lamp with a metallic structure and blown glass shade. Available with a grey shade, matte grey structure and grey textile cable, or cognac shade, matte brown structure and brown textile cable. Also available with a transparent shade, matte chrome structure and silver textile cable, or transparent shade, matte black structure and black textile cable.

Hängeleuchte mit Metallstruktur und Schirm aus geblasenem Glas. Verfügbar mit grauem Schirm, matt grauer Struktur und grauem Textilkabel oder Schirm in Cognacfarbe, matt braune Struktur und braunes Textilkabel. Auch verfügbar mit transparentem Schirm, Struktur matt verchromt und Textilkabel in Silber bzw. transparentem Schirm, Struktur in matt Schwarz und schwarzem Textilkabel.

- ◆ CENTRA LED: LED 9W 1200lm 500mA 2700K CRI80 110-230V
- CENTRA E27: Halo. PAR30 75W (E27)
- Inc. vintage 60W (E27)
- MINICENTRA LED: LED 6,3W 840lm 350mA 3000K CRI80 110-230V
- MINICENTRA HALO: Halo. PAR16 50W (Gu10)



	Grey		Transparent-chrome
	Cognac		Transparent-black



# Clon S

*Miguel Ángel Ciganda*

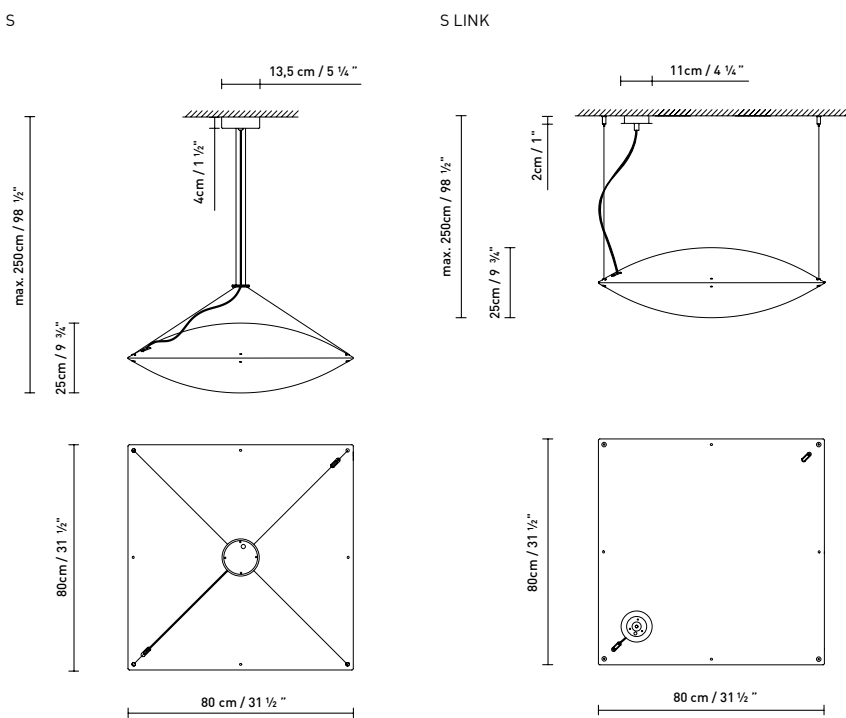


Luminaria de suspensión individual, con difusor de PMMA blanco opal. Luz directa e indirecta. Permite realizar composiciones modulares.

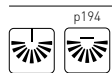
Individual suspension lamps with an opal white PMMA diffuser. Direct and indirect light. It allows for multiple configurations.

Einzelne Hängeleuchte mit Diffusor aus opalweißem PMMA. Direkte und indirekte Beleuchtung. Lässt sich modulweise kombinieren.

- ◊ S: LED opal 4 x max. 14W (E27)
- Fluo. 4 x max. 24W (E27)
- S LINK: LED opal 4 x max. 14W (E27)
- Fluo. 4 x max. 24W (E27)



Opal white



IP20



CE EAC





# Cone Light S

*Werner Aisslinger*







Luminaria de suspensión individual o doble, de porcelana traslúcida vitrificada. Disponible en acabado blanco mate texturado, con herrajes de cobre. Luz tenue en su entorno, y luz directa inferior.

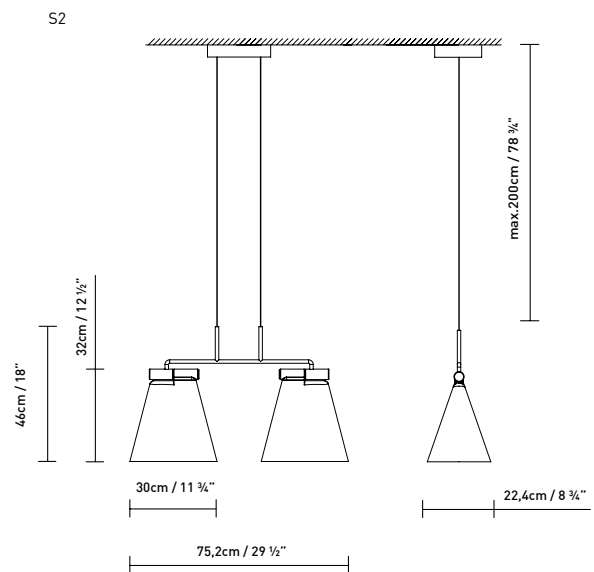
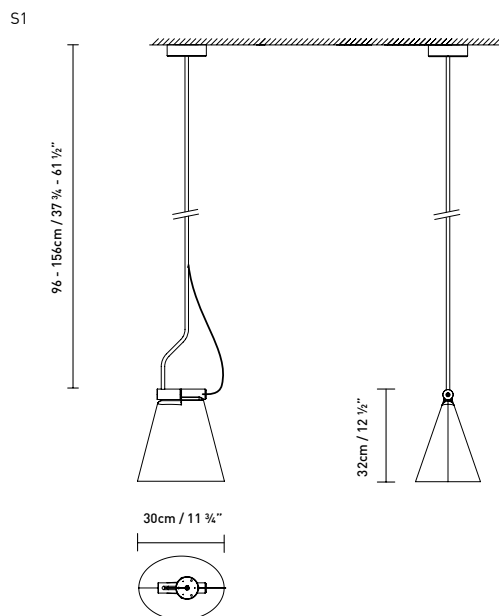
Vitrified translucent porcelain suspension lamp. Single or double versions. Available in texturized matte white with copper fittings. A soft glow around it, and direct light below.

*Einzel- oder Doppel-Hängeleuchte aus lichtdurchlässiger, glasierter Porzellan. Erhältlich in Weiß matt texturiert mit Kupferbeschlägen. Gedämpfte Ausleuchtung der Umgebung, direktes Licht nach unten.*



◆ S1: LED 15W (E27)  
 Fluo. max. 30W (E27)  
 Halo. ECO max. 70W (E27)

◆ S2: LED 2 x 15W (E27)  
 Fluo. 2 x max. 30W (E27)  
 Halo. ECO 2 x max. 70W (E27)



White (matte)



IP20



EAC



# Globe

*Jan Van Lierde*

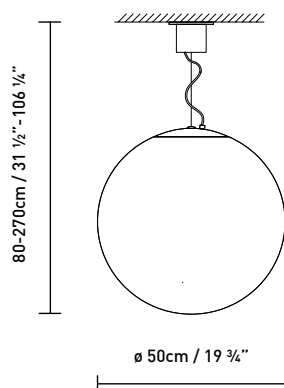


Luminaria de suspensión realizada en vidrio bicapa de Murano blanco opal, con acabados en blanco mate.

Suspension lamp produced in two covers murano opal white glass. Finishes in matte white.

Hängeleuchte aus Muranoglas Opalweiß, in zwei Schichten, matt weiß.

LED 13W (E27)  
Fluo. 23W (E27)  
Halo. classic max. 70W (E27)





# Ginkgo S

*e27, Tim Brauns*







**Luminaria de suspensión LED de formas orgánicas. Luz directa e indirecta. Pantalla de aluminio, disponible en acabados marrón mate, rosa mate, y azul mate, todos con interior blanco perla. Disponible en tres tamaños.**

LED suspension lamp featuring organic forms. Direct and indirect light. Aluminium shade, available in matte brown, matte pink and matte blue finishes, both with a pearl white interior. Available in three sizes.

*LED-Hängeleuchte mit organischen Formen. Direkte und indirekte Beleuchtung. Aluminiumschirm, verfügbar in den Ausführungen Braun matt, Rosa matt, und Blau matt, Innenseite jeweils Perlweiß. Lieferbar in drei Größen.*

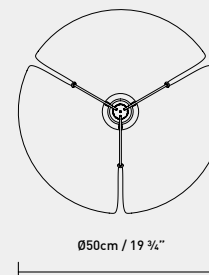
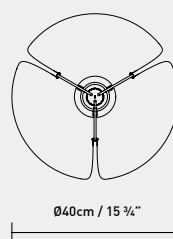
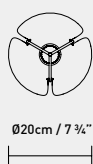
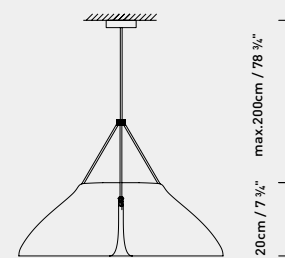
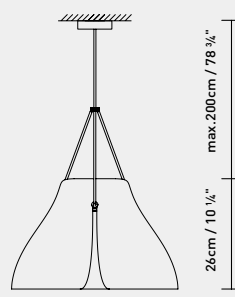
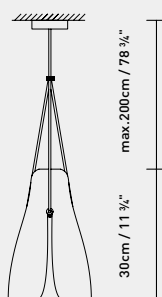
- ◆ S20: LED 2 x 7W 1080lm 2700K CRI>80 DIM 230V
- S40: LED 2 x 7W 1080lm 2700K CRI>80 DIM 230V
- S50: LED 2 x 7W 1080lm 2700K CRI>80 DIM 230V



S20

S40

S50



Brown (matte)
  Pink (matte)
  Blue (matte)

# Helios Aluminium

*Manel Ybargüengoitia*

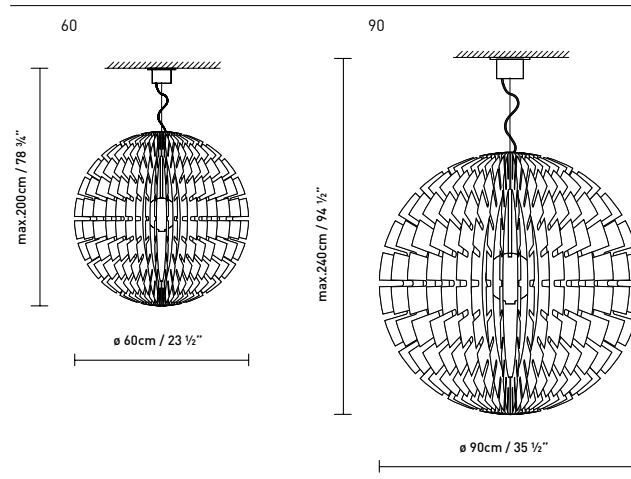


Luminaria de suspensión de estructura metálica. Disponible en acabado gris mate con cable transparente, y en blanco mate texturado con cable blanco. Se fabrica en dos tamaños.

Suspension lamp with an aluminium structure. Available in a matte grey finish with a transparent cable, and in textured matte white with a white cable. Made in two sizes.

*Hängeleuchte mit Metallstruktur. Verfügbar in den Ausführungen Grau matt mit transparentem Kabel und in matt Weiß texturiert mit weißem Kabel. Wird in zwei Größen hergestellt.*

- ◊ S60: LED filament 7 x 4W (E14)  
Halo. classic 7 x max. 60W (E14)
- S90: LED filament 7 x 8W (E27)  
Halo. classic 7 x max. 100W (E27)



Grey (matte)       White (matte)





# Helios Wood

*Manel Ybargüengoitia*



Designed in 2000

Luminaria de suspensión fabricada en madera de haya con barniz natural mate y cable plata. Núcleo acabado en gris mate.

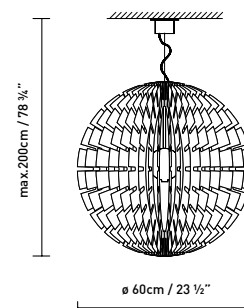
Suspension lamp produced in beech wood with natural matte varnishing and silver cable. Nucleus finished in matte grey.

*Hängeleuchte aus Bucheholz mit mattem Naturlack. Kern aus matt Grau Ausführung.*

■ Beech




◇ LED filament 7 x 4W (E14)  
Halo. classic 7 x max. 60W (E14)



HLF

*Héctor Fernández*





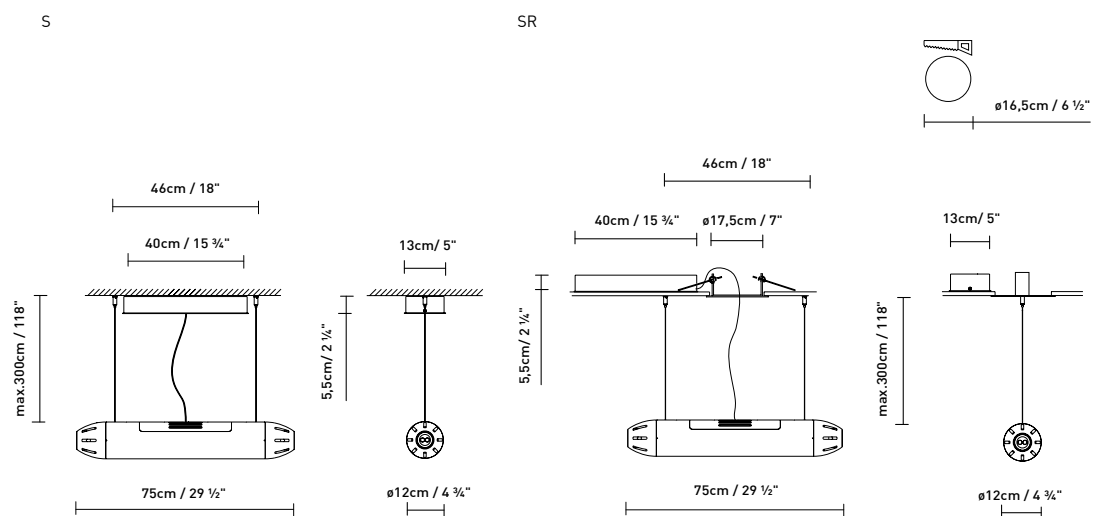
Designed in 2004

Luminaria de suspensión con equipo en superficie (S), o de suspensión con equipo empotrable (SR), con fibra óptica monocuerpo de 24 metros (12m + 12m), fabricada en aluminio acabado gris mate. Sólido de fibra óptica blanco opal y florón gris mate. Consultar para otros acabados y medidas de fibra óptica.

Suspension lamp with a surface-mounted (S) or recessed switch (SR), a 24-metre (12m + 12m) single length of fibre optic cable, and produced in aluminium with a matte grey finish. Opal white fibre optic solid and matte grey rosette. Inquire about other finishes and fibre optic measurements.

Hängeleuchte, Apparaturen auf die Oberfläche montierbar (S) oder zum Einbau in die Decke (SR), mit 24 Meter langer (12m + 12m), aus einem Stück gefertigter Lichtleitfaser. Leuchtenkörper aus Aluminium mit matt-grauer Oberfläche. Leuchtenkörper aus opalweißer Lichtleitfaser, matt-grauer Baldachin. Auf Anfrage auch andere Ausführungen und Abmessungen der Lichtleitfaser lieferbar.

◇ S LED: LED 4 x 3W 720lm 12V 6300K CRI75 230V  
 S HQI: HQI-R 2 x 150W  
 SR LED: LED 4 x 3W 720lm 12V 6300K CRI75 230V  
 SR HQI: HQI-R 2 x 150W



Grey (matte)





Ilde S

*David Abad*







#### Designed in 1999

---

Familia de luminarias unitarias de suspensión, disponibles en tres versiones. Ilde SI posee un cuerpo metálico, que se comercializa en dos acabados: cromo mate con cable textil rojo, o acabado bronce texturado con cable textil negro. Ilde Fluo S, también fabricada en metal, se comercializa en dos acabados: blanco mate texturado con cable textil plata, o negro mate texturado con cable textil negro. Ilde Wood S está fabricada en madera de roble y tiene un cable textil marrón.

A family of unitary suspension lamps, available in three versions. The Ilde SI features a metallic body and is available in two finishes: matte chrome with a red textile cable; or texturised bronze with a black textile cable. The Ilde Fluo S, also made of metal, is available in two finishes: texturised matte white or texturised matte black, with a black textile cable. The Ilde Wood S is made of oak, with a brown textile cable.

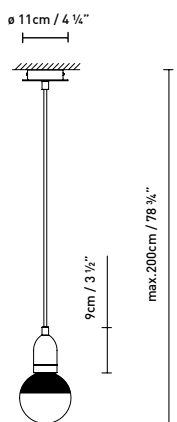
*Leuchtenfamilie aus Einzel-Hängeleuchten, erhältlich in drei Ausführungen. Ilde SI verfügt über einen Metallkörper, der in zwei Ausführungen erhältlich ist: verchromt matt mit rotem Textilkabel, oder in Bronze, texturiert, mit schwarzem Textilkabel. Ilde Fluo S ist ebenfalls aus Metall gefertigt und in zwei Ausführungen lieferbar: matt-weiß mit Textur und silbernem Textilkabel oder matt-schwarz mit Textur und schwarzem Kabel. Ilde Wood S ist aus Eichenholz gefertigt und wird mit braunem Textilkabel geliefert.*



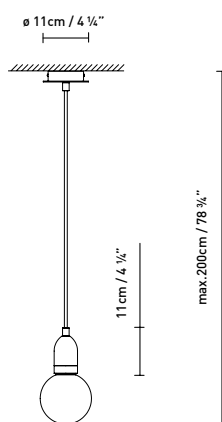


- ◊ S1: Halo. ECO G125 Reflector max. 70W (E27)
- FLUO S: Fluo. glob. 16W (E27)
- WOOD S1: LED filament G125 2W (E27)
- Halo. ECO clara G125 18W (E27)
- Inc. vintage G125 max. 40W (E27)

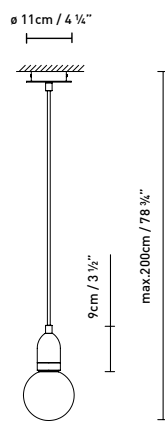
ILDE S1



ILDE FLUO S



ILDE WOOD S1



ILDE S1:

- Chrome (matte)
- Bronze (texturised)

ILDE FLUO S:

- White (matte)
- Black (matte)

ILDE WOOD S1:

- Oak



# Ilde Max S

*David Abad*








Familia de luminarias múltiples de suspensión, disponibles con 7, 13 o 19 puntos de luz. Se comercializa en dos versiones: Ilde Max S posee una estructura metálica y está disponible en dos acabados: cromo mate con cable textil rojo, o acabado bronce texturado con cable textil negro. Ilde Wood Max S está fabricada en madera de roble, y tiene un cable textil marrón.

A family of multiple suspension lamps, available with 7, 13 or 19 points of light. It is available in two versions: the Ilde Max S has a metallic structure and is available in two finishes: matte chrome with a red textile cable, or a textured bronze finish with a black textile cable. The Ilde Wood Max S is made of oak, and features a brown textile cable.

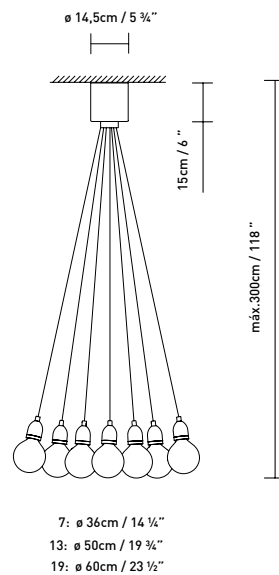
*Modellfamilie mit mehreren Hängeleuchten, verfügbar mit 7, 13 oder 19 Lichtquellen. Zwei Ausführungen sind erhältlich: Ilde S verfügt über eine Metallstruktur und ist in zwei Ausführungen erhältlich: verchromt matt mit rotem Textilkabel, oder in Bronze, texturiert, mit schwarzem Textilkabel. Ilde Wood Max S ist aus Eichenholz gefertigt und wird mit braunem Textilkabel geliefert.*



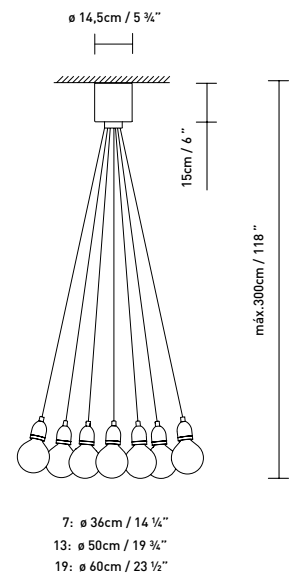


- ◊ ILDE MAX S7: Halo. ECO clara G125 7 x 18W (E27)
- ILDE MAX S13: Halo. ECO clara G125 13 x 18W (E27)
- ILDE MAX S19: Halo. ECO clara G125 19 x 18W (E27)
- ILDE MAX WOOD S7: LED G125 7 x 2W (E27)  
Halo. ECO clara G125 7 x 18W (E27)  
Inc. vintage G125 7 x max. 40W (E27)
- ILDE MAX WOOD S13: LED G125 13 x 2W (E27)  
Halo. ECO clara G125 13 x 18W (E27)  
Inc. vintage G125 13 x max. 40W (E27)
- ILDE MAX WOOD S19: LED G125 19 x 2W (E27)  
Halo. ECO clara G125 19 x 18W (E27)  
Inc. vintage G125 19 x max. 40W (E27)

ILDE MAX S



ILDE WOOD MAX S



ILDE MAX S:

- Chrome (matte)
- Bronze (texturised)

ILDE WOOD MAX S:

- Oak





# Ireland

---

*Stone Designs*







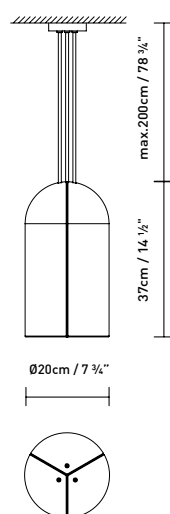
Luminaria de suspensión tricolor. Está formada por tres cuerpos lumínicos con pantalla cerámica, que pueden regularse en altura de forma independiente. Acabado único: tierra, piedra y arena, todos ellos mate texturado, con interior de las pantallas en blanco satinado. Disponible en dos tamaños. Opcional, versión monocolor.

Three-colour suspension lamp. Consists of three light bodies with a ceramic shade. The bodies' heights can be independently adjusted. Finish: earth, stone and sand, all in texturized matte, with shade interiors in satin white. Available in two sizes. Optional monochromatic version.

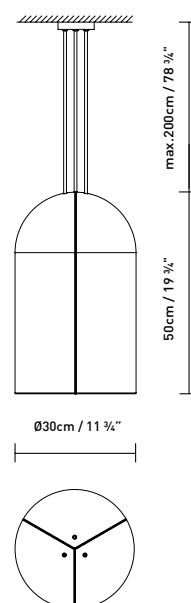
*Dreifarbige Hängeleuchte. Besteht aus drei individuell höhenverstellbaren Leuchtenkörpern mit Keramikschirm. Einzige Ausführung: Erde, Stein und Sand, jeweils matt texturiert, Schirminnenseiten Weiß satiniert. Lieferbar in zwei Größen. Es gibt auf Wunsch eifarbig version.*

- ◊ S20: LED 3 x 15W (E27)  
Fluo. 3 x max. 30W (E27)  
Halo. 3 x max. 70W (E27)
- S30: LED 3 x 15W (E27)  
Fluo. 3 x max. 30W (E27)  
Halo. 3 x max. 70W (E27)

S20



S30



■ ■ ■ Earth (matte) / Stone (matte) / Sand (matte)



# Keshi S

*David Abad*



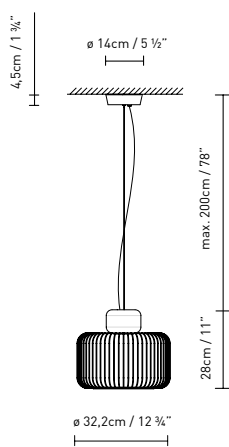
Luminaria de suspensión fabricada en mármol negro de Markina apomazado, y pantalla de varilla metálica, acabada en negro mate. Reflector superior metálico con acabado espejante. Disponible en dos tamaños. Fuente de luz LED. Dimmer.

Suspension lamp crafted in sanded black Markina marble and metallic bar shade, finished in matte black. Upper metallic reflector with a mirror finish. Available in two sizes. LED light source. Dimmer.

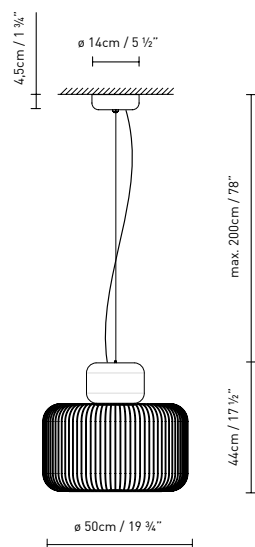
Hängeleuchte aus schwarzem Markina-Marmor, mit Bims versetzt, Schirm aus matt-schwarzem Metallgestänge. Verspiegelter oberer Metallreflektor. Lieferbar in zwei Größen. LED-Leuchtmittel. Dimmer.

☀ S30: LED 9W 1200lm 500mA 2700K CRI80 DIM 110-230V  
S50: LED 29,9W 3945lm 700mA 2700K CRI80 DIM 110-230V

S30



S50



■ Black (matte)





# KUP

e27, Tim Brauns



Sistema de suspensión modular LED orientable, que permite realizar composiciones múltiples. Se comercializa en dos formatos estándar: Kup 1, y Kup 2. Cada una de estas luminarias está formada por cinco cuerpos lumínicos orientables, que ofrecen luz directa. La estructura de la luminaria Kup está acabada en negro, mientras que los cuerpos lumínicos están disponibles en acabados negro, oro, y cobre. Los difusores son de PMMA blanco opal mate. Existe la posibilidad de suministrar módulos adicionales (module), compuestos por una estructura y dos cabezas lumínicas, que permiten aumentar las dimensiones de la luminaria para adaptarse a la superficie y al espacio. Este módulo es enchufable en cualquiera de los tapones finales de las luminarias estándar (Kup 1 y Kup 2).

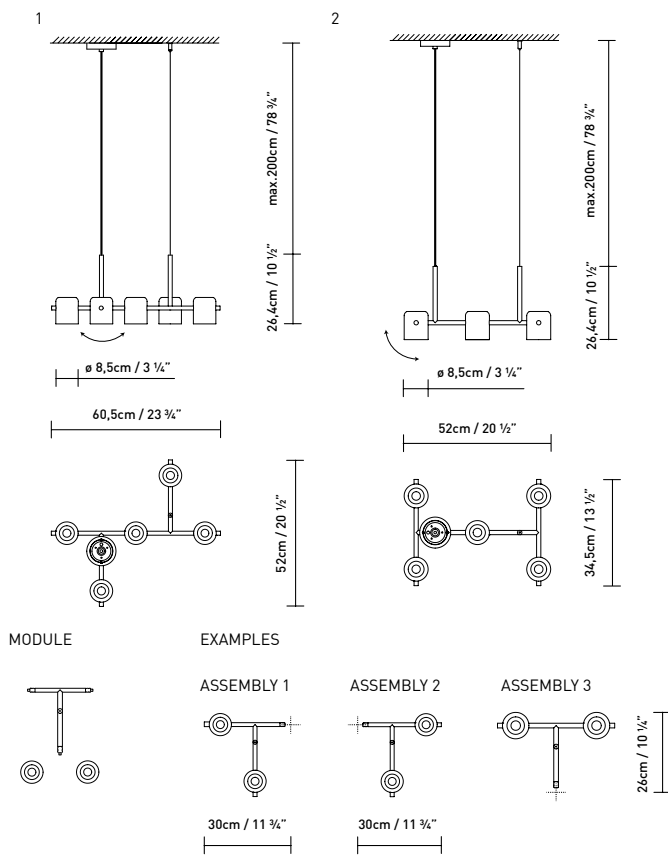
Adjustable modular suspension LED system that allows for multiple arrangements. Marketed in two standard formats: Kup 1 and Kup 2. Each lamp consists of five adjustable light bodies offering direct light. The structure of the Kup lamp features a black finish, while the light bodies are offered in black, gold and copper finishes. The diffusers are made from acrylic and have a white opal matte finish. Additional modules can be supplied, consisting of one structure and two heads, thus increasing the dimensions of the lamp to better adapt to the available surface area and space. This module can be plugged into any of the end caps on the standard lamps (Kup 1 and Kup 2).

Modulares Hängeleuchtensystem mit ausrichtbaren LEDs. Lässt diverse Kompositionen zu. Zwei Standardausführungen sind erhältlich: Kup 1 und Kup 2. Jede dieser Leuchten wird von fünf ausrichtbaren Leuchtenkörpern gebildet, die direktes Licht abgeben. Die Struktur der Leuchte Kup ist schwarz lackiert, die Leuchtenkörper sind in Schwarz, Gold oder Kupfer erhältlich. Bestückt mit opalweißen PMMA-Diffusoren. Es sind zusätzliche Module lieferbar, die sich jeweils aus der Struktur und zwei Leuchtenkörpern zusammensetzen. So lässt sich die Größe der Leuchte an die gegebene Fläche und den Raum anpassen. Dieses Modul lässt sich in jedes beliebige der abgedeckten Abschlussstücke der Standardleuchte einstecken (Kup 1 und Kup 2).





1: LED 5 x 7W 2700lm 2700K CRI80 DIM 230V  
 2: LED 5 x 7W 2700lm 2700K CRI80 DIM 230V  
 MODULE: LED 2 x 7W 1080lm 2700K DIM CRI80 230V



■ Black [matte]    ■ Gold [satin]    ■ Copper [satin]

# Marc S

---

*David Abad*





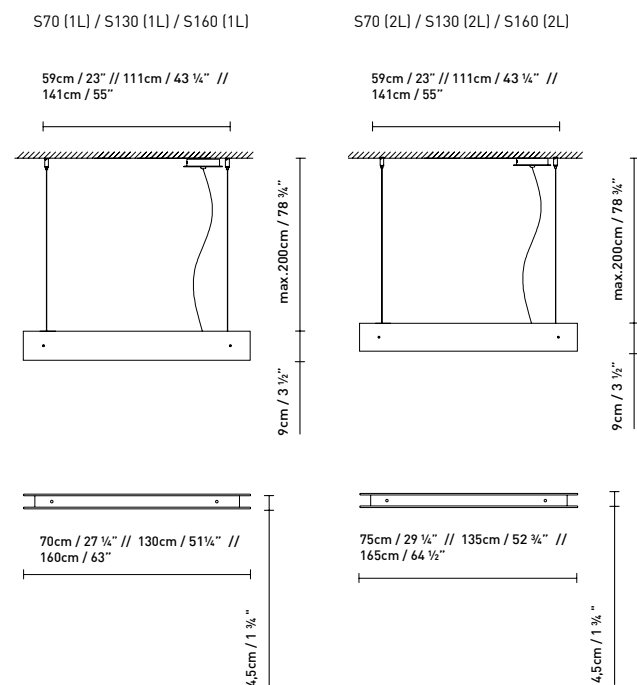
Designed in 1999

Luminaria de suspensión fabricada en aluminio con difusor de policarbonato opal y luz directa (1L), indirecta (1L), o ambas (2L). Disponible en varios acabados: gris mate, blanco satinado, negro satinado, o laminado en madera de roble. Fluorescente o LED, disponible versión dos encendidos y versión dimmer. Otras medidas, otros acabados y kit de emergencia opcionales.

Suspension lamp made from aluminium, with an opal polycarbonate shade and direct light (1L), indirect light (1L), or both (2L). Available in several finishes: matte grey, satin white, satin black, or oak veneer. Fluorescent or LED, two "on" settings and dimmer versions available. Other measurements, finishes, and emergency kit also available.

Hängeleuchte aus Aluminium mit opal Polykarbonatdiffusor für direkte Beleuchtung (1L), indirekte Beleuchtung (1L) oder beides (2L). Verfügbar in mehreren Ausführungen: matt Grau, weiß satiniert, schwarz satiniert oder Eichenfurnier. Leuchtstofflampen oder LED als Versionen mit zwei Schaltstufen oder Dimmer verfügbar. Es gibt auf Wunsch Ausführungen mit anderen Abmessungen und ein Notbeleuchtungs-Set.

- ◇ S70 (1L) LED: LED 10,5W 1670lm 450mA 3000K CRI>80 230V
- S70 (1L) FLUO: Fluo. 14/24W (G5)
- S70 (2L) LED: LED 2 x 10,5W 3340lm 450mA 3000K CRI>80 230V
- S70 (2L) FLUO: Fluo. 2 x 14/24W (G5)
- S130 (1L) LED: LED 21W 3340lm 450mA 3000K CRI>80 230V
- S130 (1L) FLUO: Fluo. 28/54W (G5)
- S130 (2L) LED: LED 2 x 21W 6680lm 450mA 3000K CRI>80 230V
- S130 (2L) FLUO: Fluo. 2 x 28/54W (G5)
- S160 (1L) LED: LED 26,2W 4180lm 450mA 3000K CRI>80 230V
- S160 (1L) FLUO: Fluo. 35/49W (G5)
- S160 (2L) LED: LED 2 x 26,2W 8360lm 450mA 3000K CRI>80 230V
- S160 (2L) FLUO: Fluo. 2 x 35/49W (G5)



Grey (matte)
  Black (satin)

White (satin)
  Oak

p196   p234



Marc Dos S

*David Abad*







Luminaria de suspensión fabricada en aluminio con difusor de policarbonato opal y luz directa (1L), indirecta (1L), o ambas (2L). Disponible en varios acabados: gris mate, blanco satinado, negro satinado o laminado en madera de roble. Fluorescente o LED, disponible versión dos encendidos y versión dimmer. Otras medidas, otros acabados y kit de emergencia opcionales.

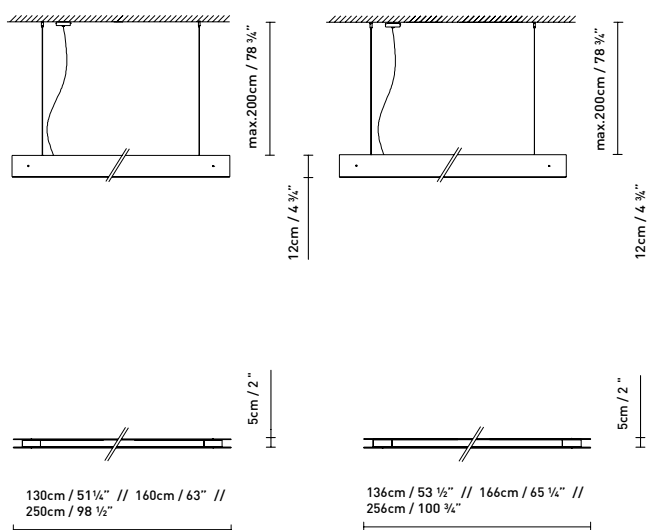
Suspension lamp made from aluminium, with a tempered opal polycarbonate shade and direct light (1L), indirect light (1L), or both (2L). Available in several finishes: matte grey, satin white, satin black, or oak veneer. Fluorescent or LED, two "on" settings and dimmer versions available. Other measurements, finishes, and emergency kit also available.

Hängeleuchte aus Aluminium mit behandeltem opal Polykarbonatdiffusor für direkte Beleuchtung (1L), indirekte Beleuchtung (1L) oder beides (2L). Verfügbar in mehreren Ausführungen: matt Grau, weiß satiniert, schwarz satiniert oder Eichenfurnier. Leuchtstofflampen oder LED als Versionen mit zwei Schaltstufen oder Dimmer verfügbar. Es gibt auf Wunsch Ausführungen mit anderen Abmessungen und ein Notbeleuchtungs-Set.

- ◇ DOS S130 (1L) LED: LED 21W 3340lm 450mA 3000K CRI>80 230V
- DOS S130 (1L) FLUO: Fluo. 28/54W (G5)
- DOS S130 (2L) LED: LED 2 x 21W 6680lm 450mA 3000K CRI>80 230V
- DOS S130 (2L) FLUO: Fluo. 2 x 28/54W (G5)
- DOS S160 (1L) LED: LED 26,2W 4180lm 450mA 3000K CRI>80 230V
- DOS S160 (1L) FLUO: Fluo. 35/49W (G5)
- DOS S160 (2L) LED: LED 2 x 26,2W 8360lm 450mA 3000K CRI>80 230V
- DOS S160 (2L) FLUO: Fluo. 2 x 35/49W (G5)
- DOS S250 (1L) LED: LED 44,6W 7100lm 450mA 3000K CRI>80 230V
- DOS S250 (1L) FLUO: Fluo. 2 x 28/54W (G5)
- DOS S250 (2L) LED: LED 2 x 44,6W 14200lm 450mA 3000K CRI>80 230V
- DOS S250 (2L) FLUO: Fluo. 4 x 28/54W (G5)

DOS S130 (1L) / DOS S160 (1L) /  
DOS S250 (1L)

DOS S130 (2L) / DOS S160 (2L) /  
DOS S250 (2L)



Grey (matte)

Black (satin)

White (satin)

Oak



# Nite S

*Jorge Pensi*



Designed in 2000

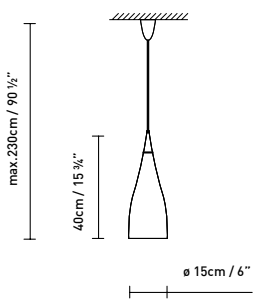
Luminaria de suspensión de vidrio soplado. Disponible con pantalla gris transparente y cable textil gris (Nite Grey), y también con pantalla blanco opal con cable textil plata (Nite Opal).

Blown glass suspension lamp. Available with a transparent grey shade and a grey textile cable (Nite Grey), or an opaline white shade with a silver textile cable (Nite Opal).

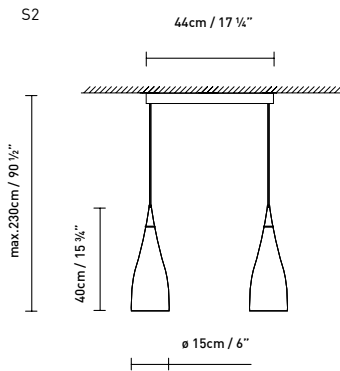
Hängeleuchte aus geblasenem Glas. Verfügbar mit transparentem grauem Schirm und grauem Textilkabel (Nite Grey) oder mit Schirm in opalweißem Glas mit silbernem Textilkabel (Nite Opal).

- ◇ S1 GREY / S1 OPAL: LED 13W (E27)  
Fluo. 23W (E27)  
Halo. classic max. 70W (E27)
- S2 GREY / S2 OPAL: LED 2 x 13W (E27)  
Fluo. 2 x 23W (E27)  
Halo. classic 2 x max. 70W (E27)
- S3 GREY / S3 OPAL: LED 3 x 13W (E27)  
Fluo. 3 x 23W (E27)  
Halo. classic 3 x max. 70W (E27)

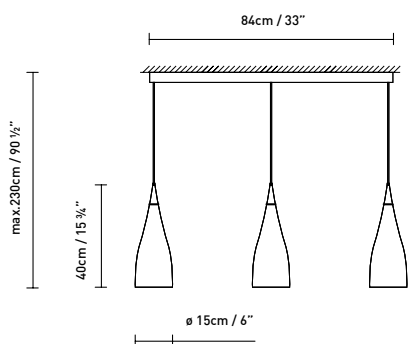
S1



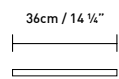
S2



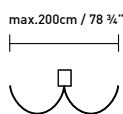
S3



NITE P



NITE F



Grey

Opal white





# Olsen S

*Jorge Pensi*





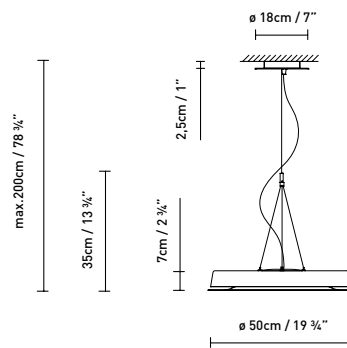


Luminaria de suspensión fabricada en aluminio y difusor de PMMA blanco opal. Disponible en dos acabados: blanco satinado con cable textil verde, o negro brillo con cable textil verde. Cables blanco o negro opcionales.

Suspension lamp made of aluminium, with an opal white PMMA diffuser. Available in two finishes: satin white with a green textile cable, or shiny black with a green textile cable. Optional black or white cable.

Hängeleuchte aus Aluminium und Diffusor aus opalweißem PMMA. Verfügbar in zwei Ausführungen: Weiß satiniert mit grünem Textilkabel, oder Schwarz glänzend mit grünem Textilkabel. Kabel wahlweise weiß oder schwarz.

Fluo. circ. 60W (2Gx13)



White (satin)

Black (shiny)



# Orange

---

*David Abad*

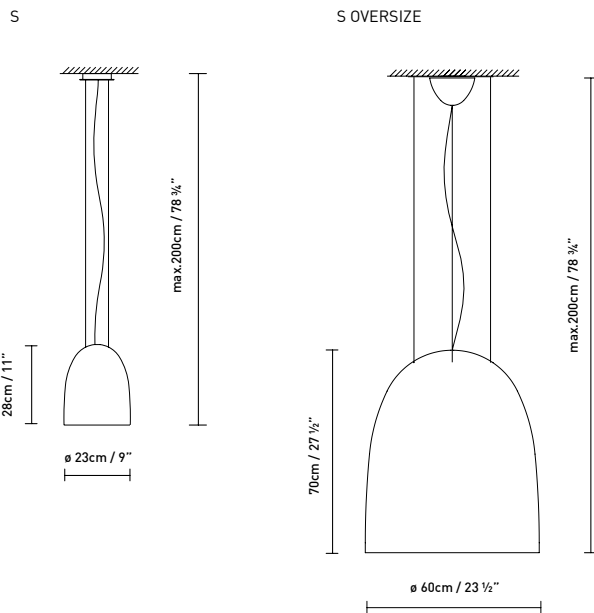


Luminaria de suspensión con pantalla de aluminio, disponible en varios acabados: Exterior de la pantalla negro brillo o blanco brillo, ambas con interior naranja brillo y cable naranja. Exterior de la pantalla negro mate texturado con interior plata u oro mate texturado y cable negro. O pantalla exterior en blanco mate texturado con interior plata u oro mate texturado y cable blanco. Luz directa. Disponible también en tamaño oversize.

Suspension lamp with an aluminium shade, available in several finishes: The outside of the shade comes in shiny black or shiny white; both are shiny orange on the inside and come with an orange cable. The outside of the shade comes with a textured matte black finish and textured matte silver or textured matte gold on the inside with a black cable. Or textured matte white on the outside with textured matte silver or textured matte gold inside, and a white cable. Direct light. Also available in an oversized version.

Hängeleuchte mit Aluminiumschirm. Verfügbar in verschiedenen Ausführungen: Schirmaußenseite schwarz glänzend oder weiß glänzend, Innenseite in glänzenden orange und Kabel auch orange. Schirmaußenseite matt schwarz mit Textur, Innenseite matt silbern oder matt golden texturiert und Kabel schwarz. Oder Schirmaußenseite matt weiß mit Textur, Innenseite matt silbern oder matt golden texturiert und Kabel weiß. Direkte Beleuchtung. Auch in Übergröße erhältlich.

◇ S: LED PAR30 13W (E27)  
 Halo. QPAR30 75W (E27)  
 S Oversize: LED PAR30 3 x 13W (E27)  
 Halo. QPAR30 3 x 75W (E27)



	Black (shiny) / orange (shiny)		White (shiny) / orange (shiny)
	Black (matte) / gold (matte)		White (matte) / gold (matte)
	Black (matte) / silver (matte)		White (matte) / silver (matte)



# Overlay S

*e27, Tim Brauns*





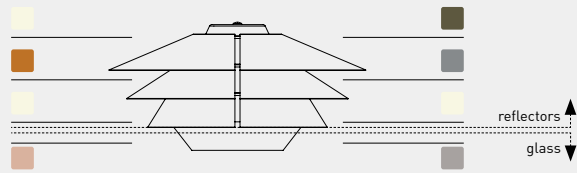


Luminaria de suspensión de vidrio soplado, dotada de tres reflectores cónicos desmontables, que permiten variar el efecto de luz a gusto del usuario. El vidrio acabado en coñac se combina con dos reflectores en acabado beige mate texturado y uno en cobre mate, mientras que el vidrio acabado en gris se comercializa con reflectores en acabado caqui, gris y beige, todos ellos mate texturado. Cable textil gris. Disponible en tres tamaños.

Blown glass suspension lamp equipped with three detachable conical reflectors, making it possible to adjust the lighting effect as desired. The glass with a cognac-coloured finish, is combined with two reflectors in textured matte beige finish and one in matte copper finish, while the glass with a grey finish comes with reflectors in khaki, grey and beige finishes, all of them textured matte. Grey textile cable. Available in three sizes.

*Hängeleuchte aus geblasenem Glas, ausgestattet mit drei konischen, abnehmbaren Reflektoren, die nach dem Geschmack des Anwenders verschiedene Lichteffekte ermöglichen. Das Cognacfarbene Glas wird in Kombination mit zwei matt beige Reflektoren mit Textur und einem in matt Kupfer geliefert, bei grauem Glas sind die Reflektoren khakifarben, grau und beige, in matt Texturiert. Grau Textilkabel. Lieferbar in drei Größen.*





- Cognac glass
- Grey glass
- Beige (matte) / copper (matte) / beige (matte)
- Beige (matte) / grey (matte) / khaki (matte)

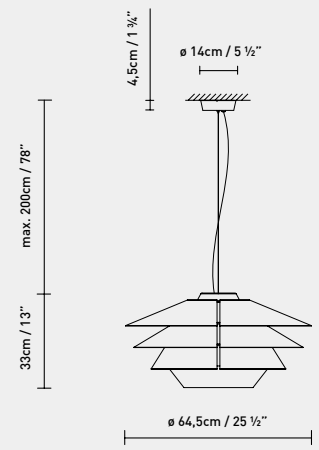
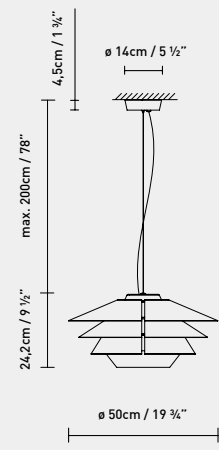
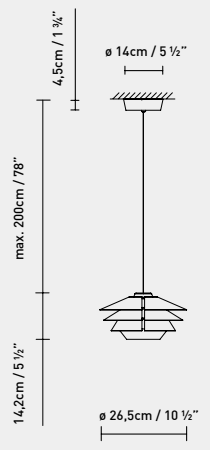
♦ S25: LED 4W (G9)  
 Halo. max. 60W (G9)  
 S50: LED 13W (E27)  
 Fluo. max. 20W (E27)  
 Halo. max. 70W (E27)

♦ S65: LED 13W (E27)  
 Fluo. max. 20W (E27)  
 Halo. max. 70W (E27)

S25

S50

S65



p136 p170  

 IP20



# Phi S

*David Abad*



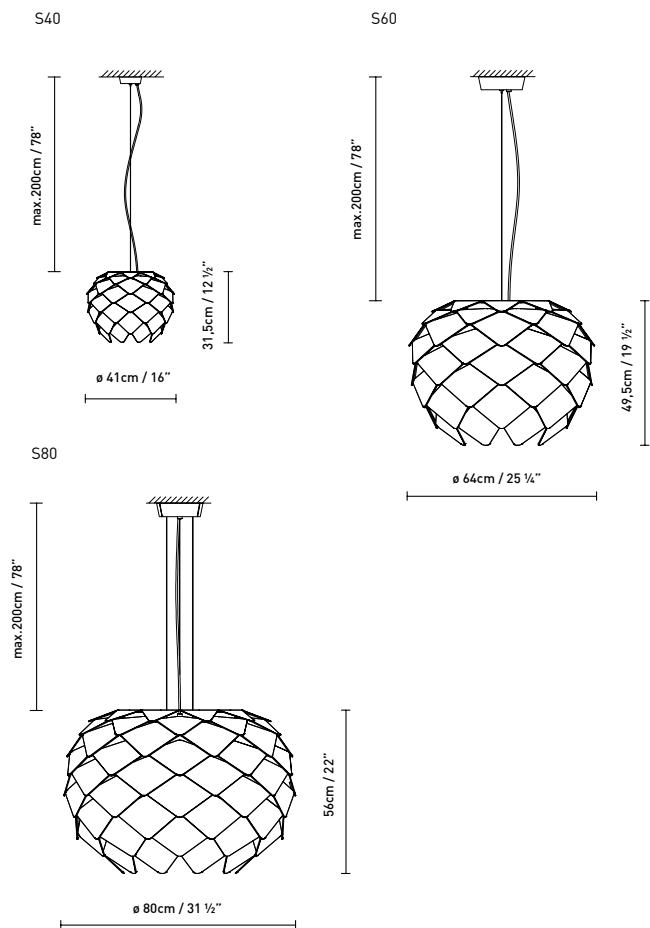


Luminaria de suspensión de inspiración escandinava de estructura metálica y ABS. Acabado blanco mate texturado con cable textil del mismo tono. Disponible en tres tamaños.

A Scandinavian-inspired suspension lamp with a metallic structure and ABS. Textured matte white finish with textile cable in the same tone. Available in three sizes.

Hängeleuchte mit skandinavischem Einschlag, Metallstruktur und ABS. Ausführung matt Weiß texturiert mit gleichfarbigem Textilkabel. Lieferbar in drei Größen.

- |  |  |
|--|--|
| <p>◇ S40: LED glob. 9W (E27)<br/>Fluo. glob. max. 23W (E27)<br/>Halo. ECO max. 70W (E27)</p> | <p>◇ S80-3: LED glob. 3 x 16W (E27)<br/>Fluo. glob. 3 x max. 23W (E27)<br/>Halo. ECO 3 x max. 100W (E27)</p> |
| <p>S60: LED glob. 16W (E27)<br/>Fluo. glob. max. 23W (E27)<br/>Halo. ECO max. 150W (E27)</p> |  |



White (matte)



# Quadrat S

*Jorge Pensi*



**Luminaria de suspensión de forma cuadrada o rectangular, fabricada en madera laminada de roble. Disponible en tres acabados: roble natural, wengué y blanco mate. Difusor inferior de film termorretráctil y difusor superior de policarbonato. Disponible en tres formatos.**

Square or rectangular suspension lamp, crafted in laminated oak. Available in three finishes: matte white, wenge and natural oak. Lower shade made from heat-shrunk film, and upper shade from polycarbonate. Available in three sizes.

*Rechteckige oder quadratische Hängeleuchte aus Eichen-Laminat. Erhältlich in drei Ausführungen: Eiche natur, Wengué-Furnier und matt Weiß. Unterer Diffusor aus wärmeschrumpfender Folie, oberer Diffusor aus Polykarbonat. Lieferbar in drei Größen.*

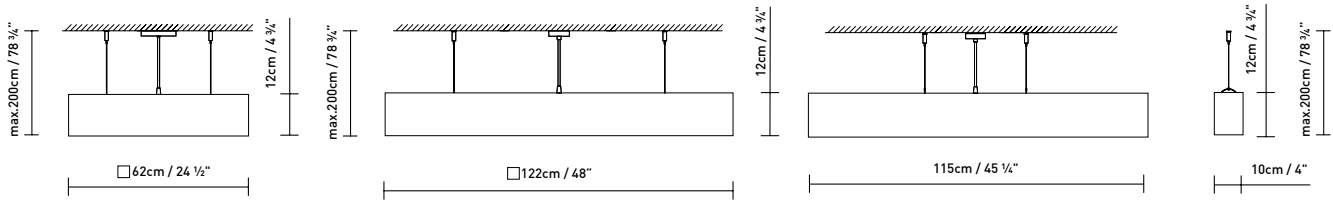
◇ S60x60 LED: LED 5 x 8W 6700lm 350mA 3000K CRI>80 230V  
 S60x60 FLUO: Fluo. 4 x 24W (G5)

◇ S120x120 LED: LED 7 x 16W 18760lm 350mA 3000K CRI>80 230V  
 S120x120 FLUO: Fluo. 6 x 28/54W (G5)  
 S120x10 LED: LED 32W + 8W 6720lm 350mA 3000K CRI>80 230V  
 S120x10 FLUO: Fluo. 2 x 55W (2G11)

S60X60

S120X120

S120X10




□ White      ■ Oak      ■ Wenge









# Micro S

David Abad



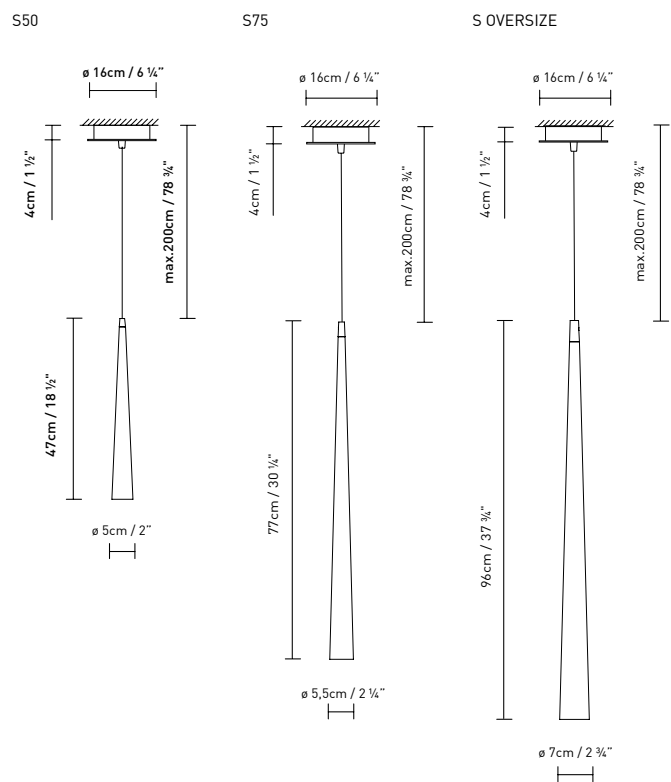
Designed in 1999

Luminaria de suspensión metálica con acabado negro mate texturado o blanco mate texturado. Luz directa. Disponible en tres tamaños.

Metal suspension lamp with textured matte black or textured matte white finish. Direct light. Available in three finishes.

Metallhängeleuchte in den Ausführungen matt Schwarz oder matt Weiß mit Textur. Direkte Beleuchtung. Lieferbar in drei Größen.

- ◇ S50: LED 8,7W 510lm 700mA 2700K CRI80 110-230V
- S75: LED 9,5W 690lm 250mA 2700K CRI90 230V
- S Oversize: LED 9,5W 690lm 250mA 2700K CRI90 230V



Black (matte)

White (matte)



# Ronda S

*Jorge Pensi*

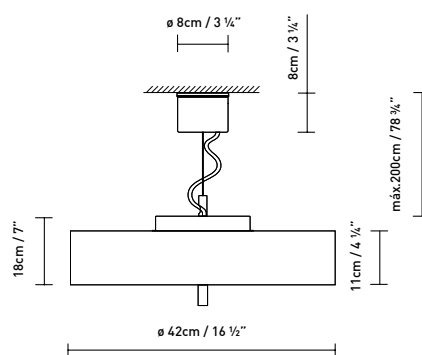


Luminaria de suspensión. La pantalla es de madera curvada acabada en roble natural o wengué, con dos difusores de poliamida opal mate.

Suspension lamp. The shade is of curved wood, finished in natural oak or wenge, with two matte opal polyamide diffusers.

Hängeleuchte. Schirm aus gebogenem Holz – Ausführungen Eiche Natur oder Wengué – mit zwei Polyamid-Diffusoren, Opalweiß matt.

Fluo. circ. 40W (2Gx13)



Oak

Wenge





R2

*David Abad*







Luminaria de suspensión de aluminio con forma de anillo circular y cable de suspensión central. Como fuente de luz, emplea módulos de proyectores LED, que proporcionan una iluminación uniforme. Acabados: blanco mate, bronce mate, negro mate, o madera de roble natural. Disponible en tres tamaños. Dimmer.

Suspension lamp in aluminium featuring a ring design, with a central cable to hang it. As a light source it employs LED floodlight modules, which deliver uniform illumination. Finishes: white, bronze or black (all matte), or natural oak. Available in three sizes. Dimmer.

*Ringförmige Hängeleuchte aus Aluminium, aufgehängt am zentralen Kabel. Als Leuchtmittel werden LED-Strahlermodule verwendet, die für eine gleichmäßige Ausleuchtung sorgen. Ausführungen: Weiß matt, Bronze matt, Schwarz matt oder naturbelassene Eiche. Lieferbar in drei Größen. Dimmer.*

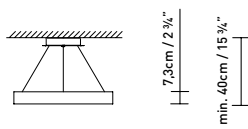
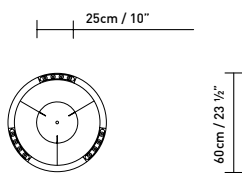




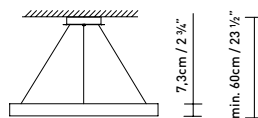
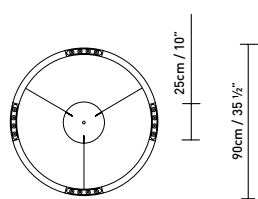


\* Under request, R2 lamp is supplied with a flat canopy, for low ceilings.

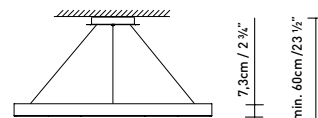
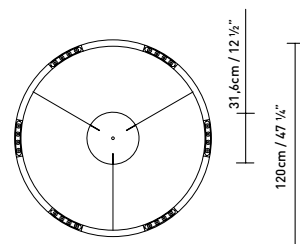
S60 Flat Canopy



S90 Flat Canopy



S120 Flat Canopy

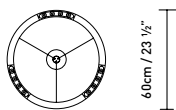




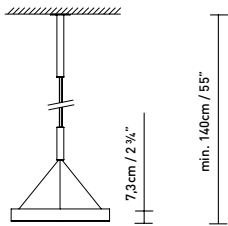


S60: LED 3 x 18W 7879lm 250mA 3000K CRI>80 DIM 230V  
 S90: LED 4 x 18W 9755lm 250mA 3000K CRI>80 DIM 230V  
 S120: LED 6 x 17W 13957lm 240mA 3000K CRI>80 DIM 230V

S60



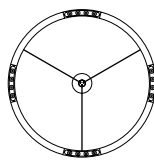
60cm / 23 1/2"



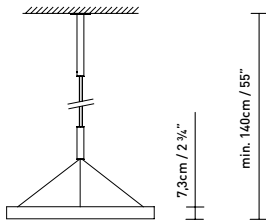
7,3cm / 2 3/4"

min. 140cm / 55"

S90



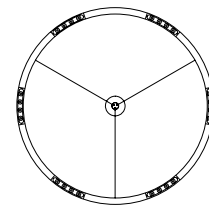
90cm / 35 1/2"



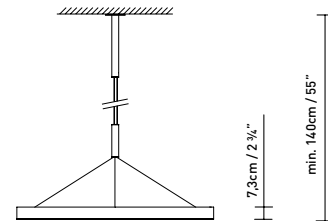
7,3cm / 2 3/4"

min. 140cm / 55"

S120



120cm / 47 1/2"



7,3cm / 2 3/4"

min. 140cm / 55"

White (matte)

Bronze (matte)

Black (matte)

Oak



# Roof S

---

*David Abad*





Luminaria de suspensión fabricada en aluminio, con vidrio transparente de protección y disponible en acabados anodizado plata satinado, o blanco mate texturado. Combinable con varios accesorios: Un reflector de lamas de aluminio brillo, una carcasa reflectora de aluminio anodizado satinado, una carcasa reflectora blanco mate texturado, o una carcasa reflectora laminada en madera de roble con interior blanco mate. Roof S130 también ofrece como accesorio una carcasa reflectora y difusora de metacrilato en acabados fumé, blanco o rojo transparente. Todos estos accesorios solo se suministrarán bajo pedido. Roof S emite una luz directa y difusa. Versión dimmer, opcional.

Suspension lamp made of aluminium, with transparent protective glass and available in satin anodised silver or texturised matte white. Combinable with various accessories: a reflector with shiny aluminium slats, a satin anodized aluminium reflective casing, texturised matte white reflective casing, or a reflective casing laminated in oak with a matte white interior. The Roof S130 also offers as an accessory a methacrylate reflective casing and diffuser, finishes in smoked, or in transparent white or red. All these accessories are supplied only by request. Roof S emits direct and diffused light. A dimmer version is optional.

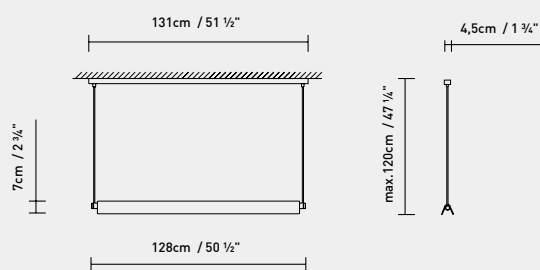
*Hängeleuchte aus Aluminium mit transparentem Schutzglas, erhältlich in den Ausführungen anodisiert matt silber oder weiß matt mit Textur. Mit verschiedenen Accessoires kombinierbar: Reflektor aus glänzenden Aluminiumlamellen, Reflektorgehäuse aus anodisiert satiniertem Aluminium, Reflektorgehäuse texturiert matt-weiß, oder Reflektorgehäuse mit Eichenlaminat-Beschichtung, innen matt-weiß. Roof S130 bietet als Accessoire zudem ein Diffusor-/Reflektorgehäuse aus Methacrylat, in den Ausführungen Fumé, Weiß oder transparentes Rot lieferbar. Roof S gibt direkte Beleuchtung und Streulicht ab. Dimmer optional.*



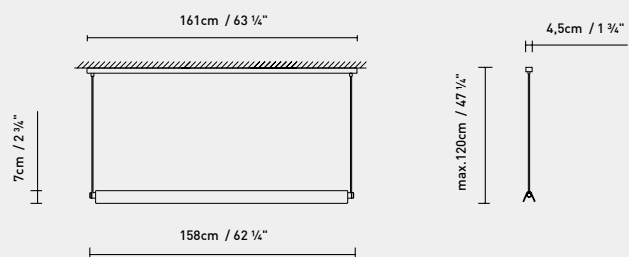


◇ S130: Fluo. 28/54W (G5)  
S160: Fluo. 35/49W (G5)

S130



S160



DESIGN PLUS

Roof:

Silver (satin)  White (matte)

Accessories:

Reflector:

Aluminium (shiny)

Casing:

Aluminium (satin)

White (matte)

Oak

Methacrylate casing (S130)

Smoked

White transparent

Red transparent







# Royal S

*David Abad*



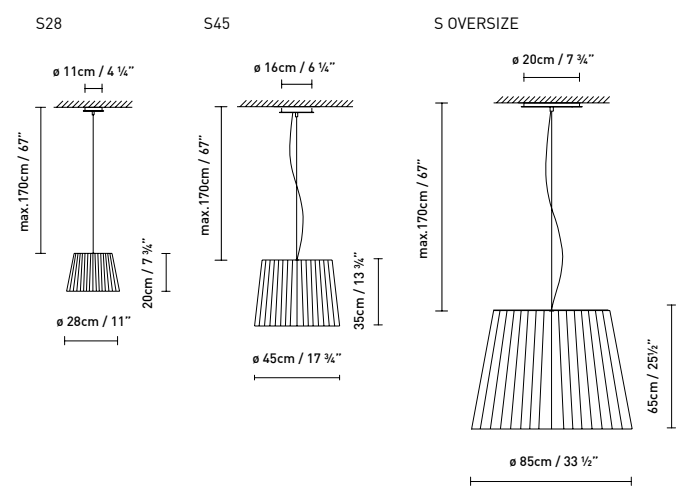


Luminaria de suspensión con pantalla de tela plisada. Disponible en dos versiones: Pantalla negra con cable textil negro, o pantalla beige con cable textil marrón. Se comercializa en tres tamaños.

Suspension lamp with a pleated fabric shade. Available in two versions: Black shade with a textile black cable, or beige shade with a textile brown cable. Available in three sizes.

Hängeleuchte mit Schirm aus plissiertem Stoff. Verfügbar in zwei Ausführungen: schwarzer Schirm und schwarzes Textilkabel oder beiger Schirm und braunes Textilkabel. Wird in drei verschiedenen Größen angeboten.

- ◇ S28: LED 12W (E27)  
Fluo. max. 23W (E27)  
Halo. classic max. 77W (E27)
- S45: LED 2 x 12W (E27)  
Fluo. 2 x max. 23W (E27)  
Halo. classic 2 x max. 77W (E27)
- S Oversize: LED 4 x 12W (E27)  
Fluo. 4 x max. 23W (E27)  
Halo. classic 4 x max. 77W (E27)



Black
  Beige

p142 
 p179



# Scout S

---

*Stone Designs*







Luminaria de suspensión orientable, de estructura metálica y difusor de vidrio opalino. Disponible en beige, rojo o gris, todos ellos en acabado mate texturado, con interior blanco mate texturizado. Disponible en dos tamaños.

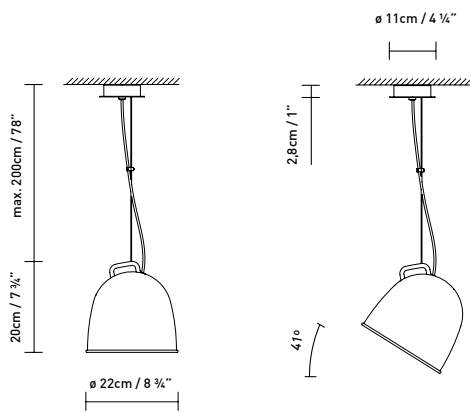
Adjustable suspension lamp with a metal structure and opaline glass diffuser. Finishes: Textured matte beige, textured matte red, or textured matte grey, all with a textured white interior. Available in two sizes.

Ausrichtbare Hängeleuchte mit Metallstruktur und Glasdiffusor. Ausführungen: Beige, grau oder rot, matt texturiert, innen matt weiß texturiert. Wird in zwei Größen hergestellt.

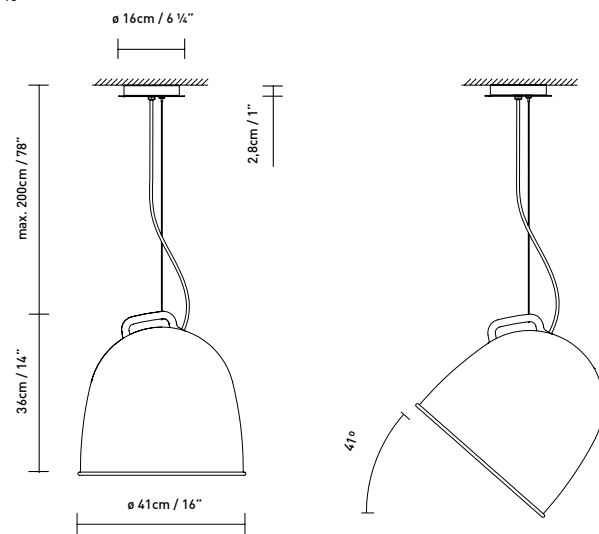




S22



S40



◇ S22 LED: LED 17,5W 1550lm 3000K 230V  
S22 (E14): Halo. ECO max. 2 x 40W (E14)

◇ S40 LED: LED 17,5W 1550lm 3000K CRI>80 230V  
S40 (E27): Flu. max. 2 x 20W (E27)  
Halo. ECO max. 2 x 70W (E27)

■ Beige (matte)      ■ Red (matte)      ■ Grey (matte)

IP20       CE    EAC



# Skin S

*AIA Salazar-Navarro*





Luminaria de suspensión realizada en polimetacrilato blanco opal, recubierto por una malla metálica cilíndrica de acero inox, lacada en acabados acero o bronce satinado. Dispone de otra versión enchufable con clavija (SC), con un largo de cable de 2,5 m.

Suspension lamp (S) made out of opal white polymethacrylate, coated in a stainless steel, cylindrical metal mesh, lacquered in steel or satin bronze finishes. Plug-in version available with a connector (SC), with 2.5 m of cable.

*Hängeleuchte (S) aus Polyacrylglas in opal-weiß, überzogen mit einem zylinderförmigen Metallnetz aus Inox-Stahl, lackiert in den Ausführungen Stahl oder Bronze satiniert. Verfügt über eine weitere Ausführung mit SC-Stecker. Kabellänge: 2,5 m.*

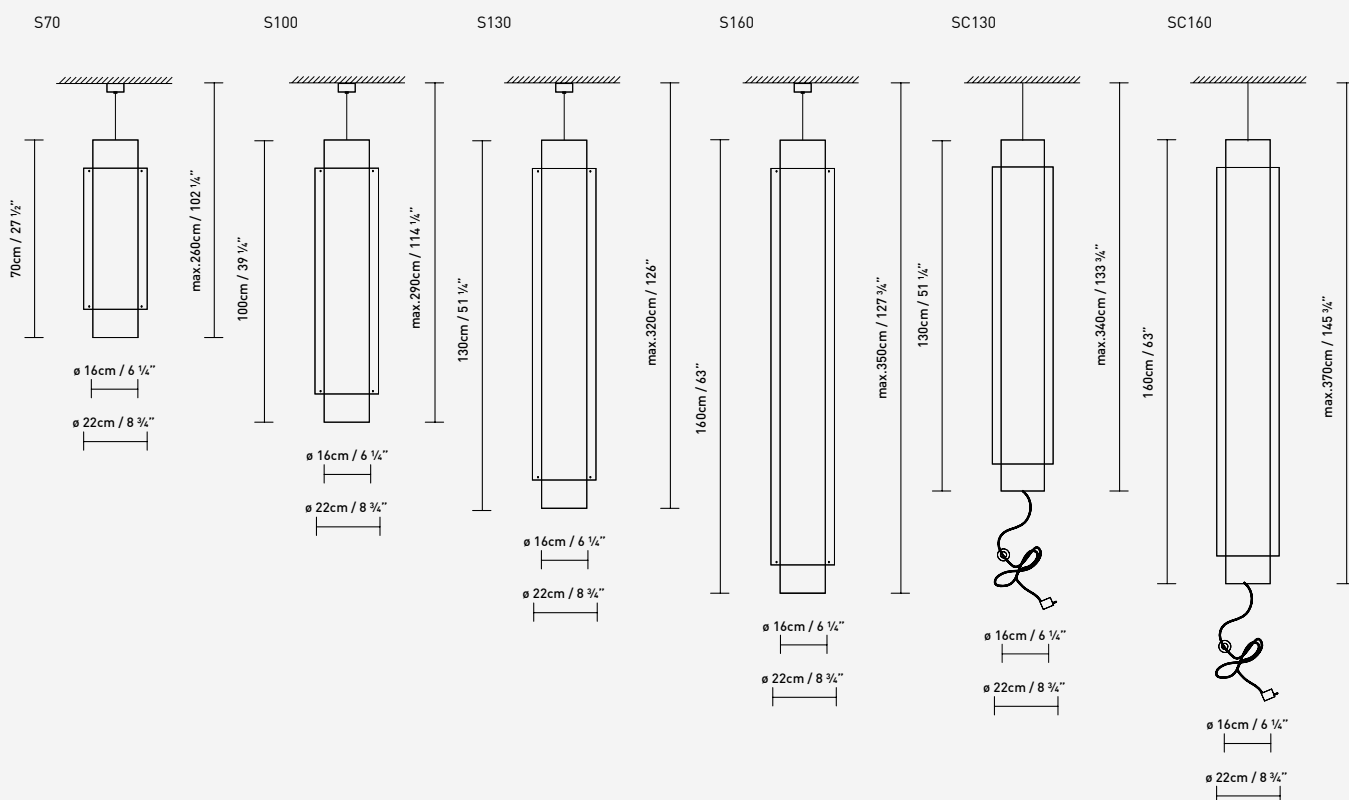






◊ S70 LED: LED 2 x 21W 6360lm 450mA 3000K CRI>80 230V  
 S70 FLUO: Fluo. 2 x 14/24W (G5)  
 S100 LED: LED 2 x 31,5W 10040lm 450mA 3000K CRI>80 230V  
 S100 FLUO: Fluo. 2 x 21/39W (G5)  
 S130 LED: LED 2 x 42W 12720lm 450mA 3000K CRI>80 230V  
 S130 FLUO: Fluo. 2 x 28/54W (G5)

◊ S160 LED: LED 2 x 52,5W 17740lm 450mA 3000K CRI>80 230V  
 S160 FLUO: Fluo. 2 x 35/49W (G5)  
 SC130 LED: LED 2 x 42W 12720lm 450mA 3000K CRI>80 230V  
 SC130 FLUO: Fluo. 2 x 28/54W (G5)  
 SC160 LED: LED 2 x 52,5W 17740lm 450mA 3000K CRI>80 230V  
 SC160 FLUO: Fluo. 2 x 35/49W (G5)



Steel
  Bronze (satin)

# Speers S

*David Abad*







Sistema de luminarias de suspensión fabricadas en cobre o latón, y fuente de luz LED de alta luminancia. Incluye una lente de vidrio que concentra la luz y aporta un mayor rendimiento lumínico. Opcional, difusor opal que proporciona una iluminación general difusa. Está disponible en acabados monocolor cobre o latón, ambos con el exterior acabado brillo y el interior satinado. También se comercializa con el exterior blanco o negro mate texturado, combinados con interior de pantalla cobre o latón satinados. Speers 1 está disponible en versión superficie (S1) y empotrada (SR1), mientras que las versiones de 2, 3, 4 y 6 elementos de suspensión solo se comercializan en versión superficie (S2, S3, S4 y S6). Dimmer, opcional.

Suspension lamp system crafted in copper or brass, featuring a high-luminance LED light source. It includes a glass lens that focuses the light and enhances its luminous efficiency. There is an optional opal diffuser providing dispersed general lighting. Available in monochrome copper or brass finishes, both with a shiny exterior and a satin interior. It is also sold in a white or textured matte black exterior, combined with a shade interior in satin brass or copper. Speers 1 is available in a surface version (S1) and a recessed version (SR1), while the versions with 2, 3, 4 and 6 suspension fixtures are only marketed as a surface version (S2, S3, S4 and S6). Dimmer optional.

Hängeleuchtensystem aus Kupfer oder Messing mit leuchtstarken LED-Leuchtmitteln. Umfasst eine Glaslinse zur Bündelung des Lichts für eine höhere Beleuchtungseffizienz. Optional auch mit opalweißem Diffusor für allgemeines Streulicht. Verfügbar in den jeweils monochromen Ausführungen Kupfer und Messing, beide innen satiniert und außen glänzend. Auch außen schwarz oder weiß, matt-texturiert in Kombination mit Innenseite aus satiniertem Kupfer oder Messing lieferbar. Die Halterung der Hängeleuchte Speers 1 ist verfügbar als aufmontierte Ausführung (S1) und als Einbauversion (SR1), während die Ausführungen mit zwei, drei, vier und sechs Hängeleuchtelementen nur in aufmontierter Ausführung angeboten werden (S2, S3, S4 und S6). Dimmer optional.

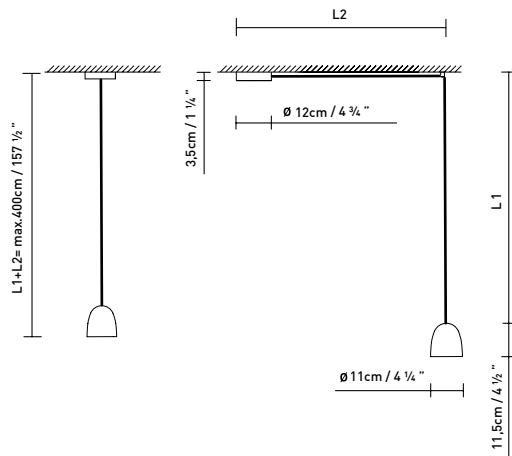
- ◊ S1: LED 9W 1100lm 500mA 2700K CRI80 110-230V
- SR1: LED 9W 1100lm 500mA 2700K CRI80 230V
- S4: LED 4 x 9W 4400lm 500mA 2700K CRI80 DIM 110-230V
- S6: LED 6 x 9W 6600lm 500mA 2700K CRI80 DIM 110-230V


p145 p252

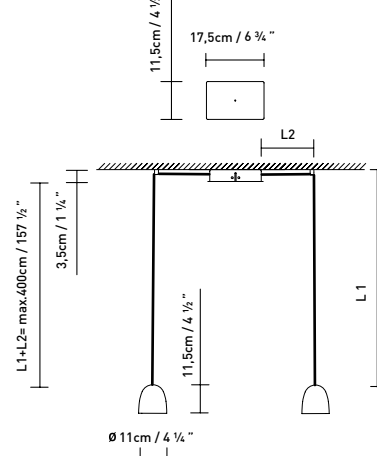




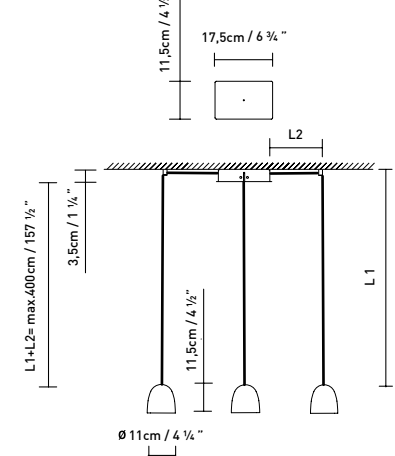
S1



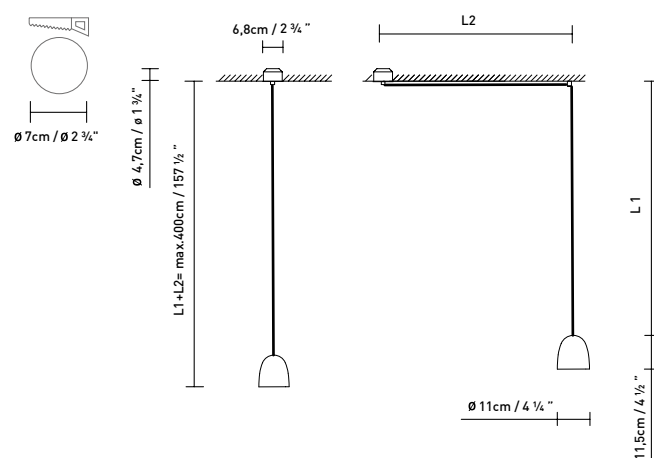
S2



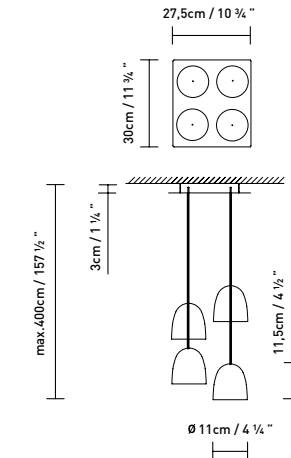
S3



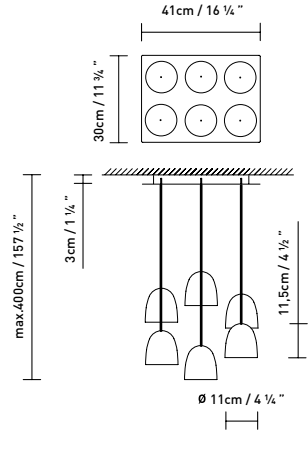
SR1




S4



S6






# Tree Series S

*Werner Aisslinger*








**Luminaria de suspensión de estética orgánica, con pantalla de aluminio. Luz directa y reflejada. Disponible en acabados monocolor blanco o negro mate texturado, y bicolor blanco o negro mate texturado, con interior oro. Cables textiles del mismo tono. Las versiones Tree S50 LED y Tree S75 LED incluyen equipo dimable.**

An organic-look suspension lamp with an aluminium shade. Direct and reflected light. Available in textured monochromatic white or black matte finishes, and textured matte two-toned black and white, with a gold interior. Textile cables in the same tone. Tree S50 LED and Tree S75 LED include dimable equipment.

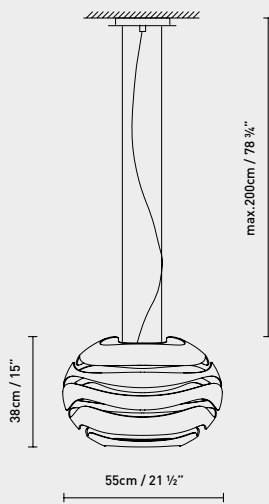
*Hängeleuchte mit organischer Ästhetik, Schirm aus Aluminium. Direktes Licht und Reflektor. Erhältlich in den Ausführungen einheitlich Weiß oder Schwarz matt bzw. zweifarbig Schwarz und Weiß, texturiert, innen vergoldet. Textilkabel jeweils in der entsprechenden Farbe. Tree S50 LED und Tree S75 LED mit Dimmergerät verfügbar.*



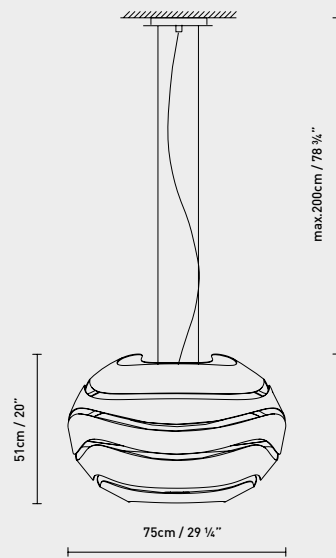


◆ S50 LED: LED 19,5W 2350lm 700mA 3000K CRI>80 DIM 230V  
 S50 HALO: Halo. ECO max. 130W (R7s)  
 S75 LED: LED 28W 3830lm 700mA 3000K CRI>80 DIM 110-230V  
 S75 HALO: Halo. ECO 2 x max. 130W (R7s)

S50




S75



■ White (matte) / white (matte)  
 ■ White (matte) / gold (matte)

■ Black (matte) / black (matte)  
 ■ Black (matte) / gold (matte)







**Luminarias de pie**  
Floor lamps  
*Stehleuchten*

**Decorative Lighting**

# Aspen F

*Werner Aisslinger*







Luminarias de pie de doble pantalla y luz indirecta (F17) y directa (F40). Acabados lacado mate, con diferentes combinaciones: grey, snow, lemon, mango, clear turquoise, y aqua. Estructura y cable de color negro. Dimmer.

Double-shade floor lamps with indirect (F17) and direct (F40) light. Matte lacquered finishes, with different combinations: grey, snow, lemon, mango, clear turquoise, and aqua. Structure and cable in black. Dimmer.

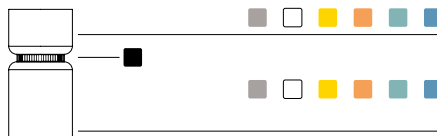
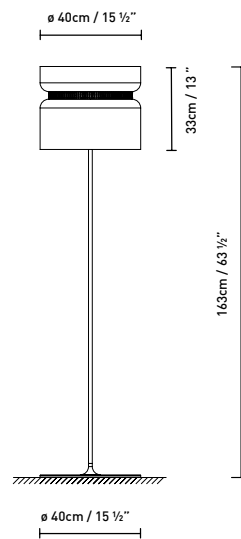
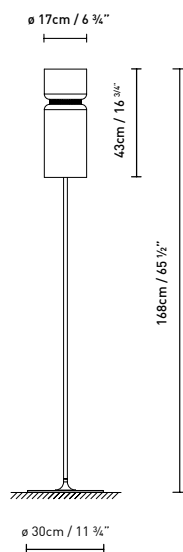
Stehleuchten mit zwei Schirmen für indirektes (F17) und direktes (F40) Licht. Matt lackiert, verschiedene Kombinationen: Grey, Snow, Lemon, Mango, clear Turquoise, und Aqua. Struktur und Kabel in Schwarz. Dimmer.

◇ F17: LED 10W (E27) DIM  
Fluo. max. 23W (E27) DIM  
Halo. ECO max. 70W (E27)


◇ F40: LED 3 x 10W (E27) DIM  
Fluo. 3 x max. 23W (E27) DIM  
Halo. ECO 3 x max. 70W (E27)

F17

F40



Grey (matte)      Lemon (matte)      Clear turquoise (matte)  
Snow (matte)      Mango (matte)      Aqua (matte)



# Blux System F





## Blux System

Fue en 1980 cuando la aportación creativa de Guillermo Capdevila dio un giro a la estrategia de producto de B.lux. La orientación clásica de las luminarias de la marca fabricante dio un paso firme hacia el diseño contemporáneo, a través del talento creador del diseñador chileno, licenciado en el Royal College de Londres.

Desde mediados del siglo pasado, el carácter de los diseños de Arne Jacobsen y de Richard Sapper convirtió al flexo en un elemento de identificación de los fabricantes más importantes. En este contexto nace en 1981 Blux System: una familia de luminarias con diferentes aplicaciones, que comparten componentes básicos comunes.

## Blux System

It was in 1980 when Guillermo Capdevila's creative contribution took B.lux's product strategy in another direction. The lamp manufacturer's more traditional approach took a firm step towards contemporary design thanks to the creative talent of the Chilean designer, a Royal College of London graduate.

In the mid 20th century the designs of Arne Jacobsen and Richard Sapper turned the flexo lamp into a hallmark of the most important manufacturers. Against this backdrop the Blux System came out in 1981, a family of lamps with different applications but sharing common building blocks.

## Blux System

1980 veränderte sich durch den kreativen Beitrag Guillermo Capdevilas die Produktstrategie von B.lux grundlegend. Das Unternehmen nahm Abschied von ihrem klassisch orientierten Sortiment und setzt seither – getragen vom schöpferischen Talent des chilenischen Designers mit Diplom des Londoner Royal College of Art – entschlossen auf zeitgenössisches Design.

Um die Mitte des 20. Jahrhunderts eroberten Flexolampen nach und nach die Kataloge der führenden Hersteller, nicht zuletzt dank der fortschrittlichen Designs von Arne Jacobsen und Richard Sapper. In diesem Umfeld wurde 1981 Blux System aus der Taufe gehoben – eine umfassende Leuchtenfamilie mit diversen Anwendungsmöglichkeiten und einem gemeinsamen Nenner bei den Grundkomponenten.

La innovación del sistema gira entorno a la patente de una rótula de fricción que permite un movimiento suave y equilibrado de las articulaciones que componen cada uno de los modelos.

De líneas sobrias y paleta de colores austera, la familia Blux System ofrece una gran comodidad de manejo por parte del usuario, al tiempo que reduce su volumen al mínimo, al recoger la luminaria.

Tras 35 años de éxito internacional de esta colección, B.lux reedita Blux System utilizando la misma tecnología que en sus orígenes, y recuperando los mismos procesos artesanales de fabricación.

The system's innovation revolves around a patented ball joint system that allows for the smooth and balanced movement of the couplings making up each of the models.

Featuring sober lines and an austere palette of colours, the Blux System family is easy for users to handle, while boasting a convenient, minimised size.

After this collection's 35 years of international success, B.lux is rereleasing the Blux System, using the same technology employed when it came out, and the same artisanal manufacturing processes.

Das Innovative an dem System waren die patentierten Reibungsgelenkarme, die der Leuchte Stabilität und Gleichgewicht verleihen und dafür sorgen, dass sich alle verschiedenen Modelle bequem ausrichten lassen.

Klare Linien, nüchterne Farbpalette, und obendrein bietet die Familie Blux System hohen Bedienkomfort für den Benutzer. Dabei ist sie im eingeholten Zustand ausgesprochen platzsparend.

Nach 35 international erfolgreichen Jahren legt B.lux die Familie Blux System nun neu auf. Dabei kommen dieselben Technologien und handwerklichen Herstellungsprozesse wie damals zum Einsatz.





Designed in 1981

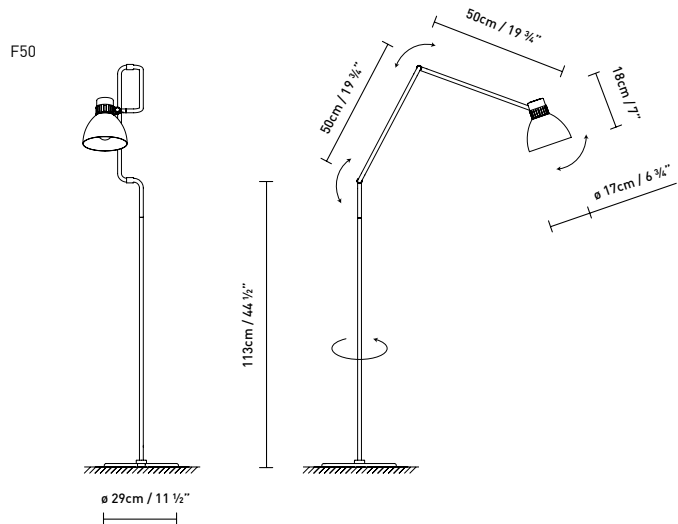
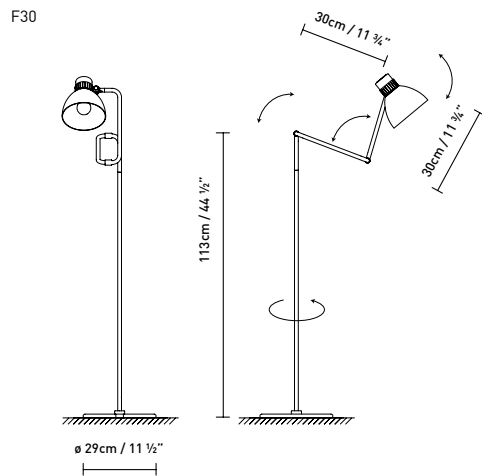

Luminaria de pie articulada, diseñada a finales de los años 70, siguiendo el estilo de la escuela inglesa. La sencillez de sus formas queda reflejada en sus articulaciones de fricción, y en su pantalla de aluminio. Acabados: negro mate, rojo mate, o beige satinado, todos ellos con interior de pantalla blanco satinado. Disponible en dos tamaños.

Articulated floor lamp designed in the late 70s in the style of the English school. The simplicity of its forms is reflected in its friction swivel joints and aluminium shade. Finishes: matte black, matte red or satin beige. Shade with a satin white interior. Available in two sizes.

*Stehleuchte mit verstellbaren Gelenken, designt Ende der 70er Jahre im Stil der englischen Schule. Ihre schlichten Formen entsprechen der Funktionalität der Friktionsgelenke zur Ausrichtung des Aluminiumschirms. Ausführungen: matt-schwarz, matt-rot, oder Beige satiniert, Schirminnenseite jeweils Weiß satiniert. Lieferbar in zwei Größen.*

◇ F30: LED 10W (E27)  
Fluo. max. 11W (E27)  
Halo. classic. max. 57W (E27)

◇ F50: LED 10W (E27)  
Fluo. max. 11W (E27)  
Halo. classic. max. 57W (E27)



Black (matte)
  Red (matte)
  Beige (satin)

p152
p186
p220

C\_Ball F  
*Stone Designs*






Luminaria de pie formada por una esfera de vidrio opal y partes metálicas acabadas en latón mate, o en barniz negro.

Decorative floor lamp consisting of an opal glass sphere and metal components finished in matte brass or black varnish.


Stehleuchte mit einer Opalglasskugel und Metallteilen in den Ausführungen Blech matt oder Schwarz lackiert.

LED 6W (E14) DIM  
Fluo. max. 12W (E14) DIM  
Halo. max. 46W (E14)



Brass (matte)
  Black (matte)

☀
☀
☀
☀
▨
▨
▨
IP20
⏚
CE
EAC
DIM



# Inn Side

*Gemma Bernal*



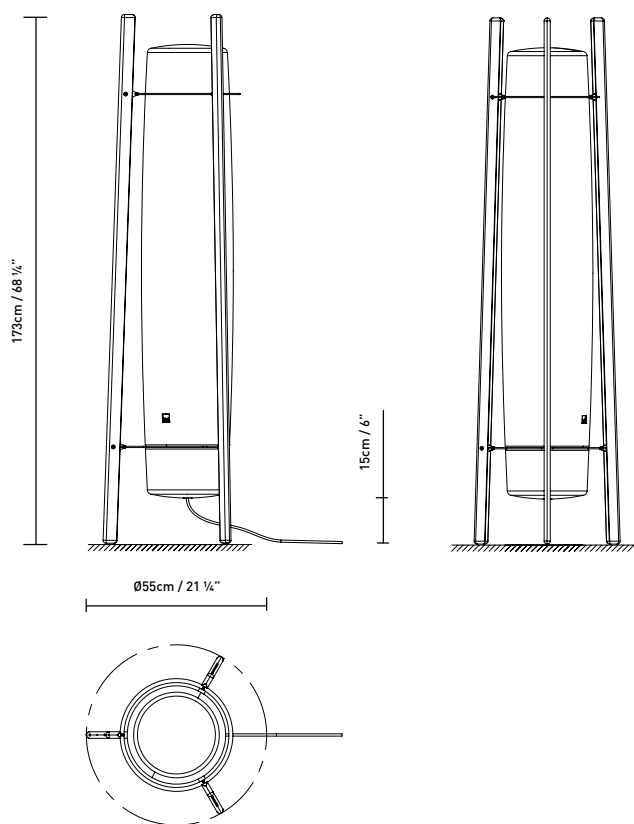




Luminaria portátil de exterior, fabricada en PE antivandálico liso, acabado en blanco opal y resistente a UVA. Madera radiata con tratamiento estabilizador, para evitar cualquier deformación. Cable de 3,5 metros de largo.

Portable outdoor lamp crafted of plain vandal-proof and UVA-resistant opal white PE. Radiata wood featuring a stabilising treatment to prevent warping. 3.5-meter cable.

*Tragbare Außenleuchte aus vandalismussicherem Opalweiss, glatt, UV-beständig. Radiata Holz mit stabilisierender Behandlung zur Vermeidung jeglicher Verformungen. 3,5 Meter langes Kabel.*

LED: LED 4 x 16W 10240lm 350mA 3000K 230V  
FLUO: Fluo. 2 x 35/49W (G5)



  Radiata / Opal white





# Kanpazar

*Jon Santacoloma*







Luminarias para exterior e interior fabricadas en PE antivandálico blanco opal liso resistente UVA. Disponible en dos alturas: 150 cm y 80 cm, y diferentes versiones. Kanpazar A se fija al suelo coincidiendo con una acometida prevista, mientras que Kanpazar B es portátil y posee una longitud de acometida máxima de 3,5 metros. Kanpazar C, que tiene una base de hormigón, es portátil y posee una longitud de acometida máxima de 3,5 metros. Kanpazar 150 se fabrica también en versión D, con una base de acero inoxidable que se fija al suelo, coincidiendo con una acometida prevista.

Indoor and outdoor lamps, in a smooth opal white finish, made from vandal proof UV resistant polyethylene. Available in two sizes: 150 cm and 80 cm, and different versions. Kanpazar A is fixed to the ground and hard wired, while Kanpazar B is portable and has a maximum wiring connection of 3.5 metres. Kanpazar C, which has a concrete base, is portable and has a maximum wiring connection of 3.5 metres. Kanpazar 150 is also available in an additional version D made from a stainless steel base that is secured to the ground with the connection provided.

*Lampe für Innenräume und Außenbereiche aus vandalismussicherem PE, opalweiss glänzend, UV-beständig. In zwei Höhen verfügbar: 150 cm und 80 cm, und verschiedene Ausführungen. Kanpazar A wird abhängig vom vorhandenen Elektroanschluss auf dem Boden befestigt, während Kanpazar B tragbar ist und eine Anschlusslänge von maximal 3,5 Metern besitzt. Kanpazar C, dass ein Betonfußgestell hat, ist tragbar und hat eine Anschlusslänge von maximal 3,5 Metern. Kanpazar 150 wird auch Ausführung D mit ein rostfreies Stahlfußgestell, dass abhängig vom vorhandenen Elektroanschluss auf dem Boden befestigt wird.*

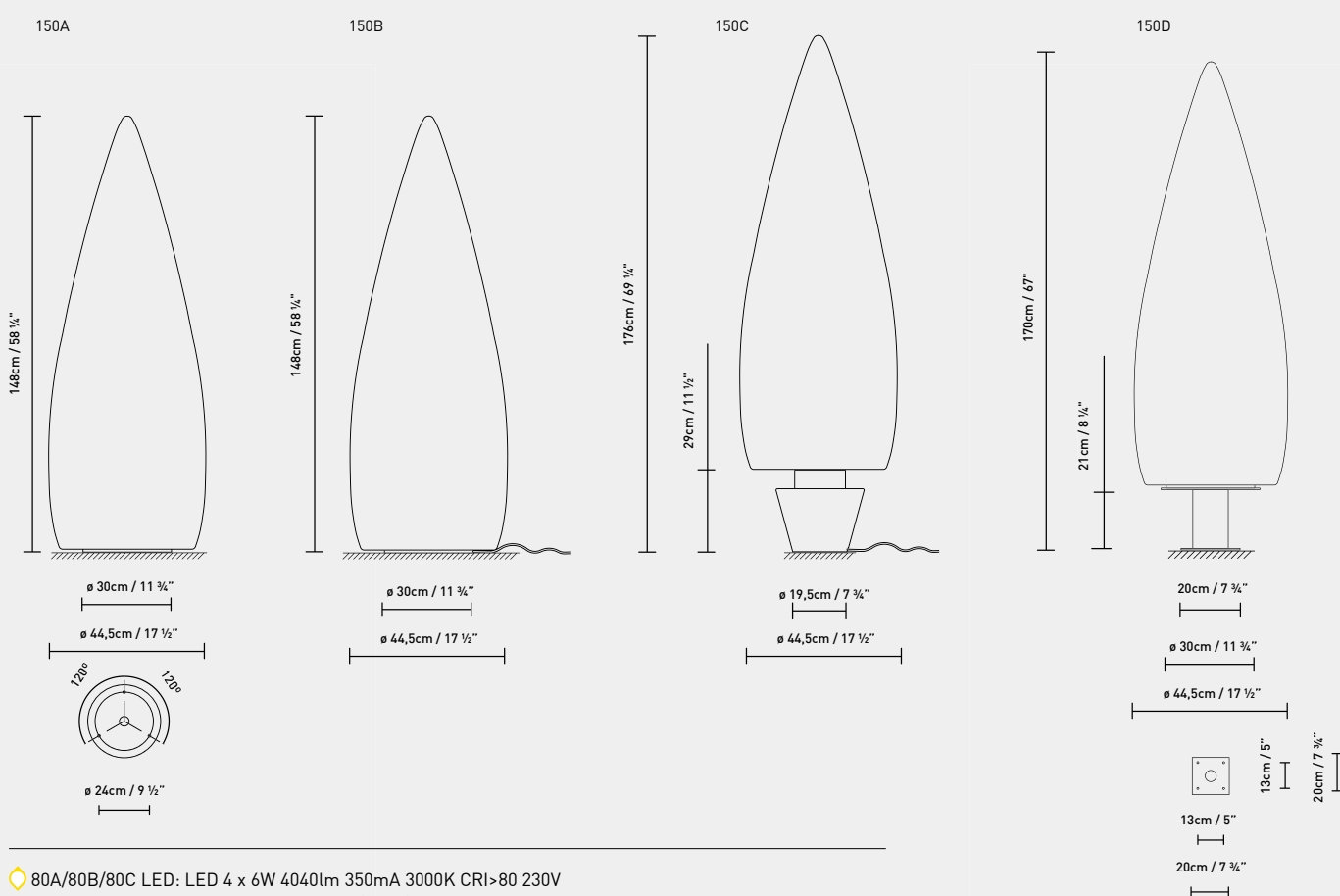




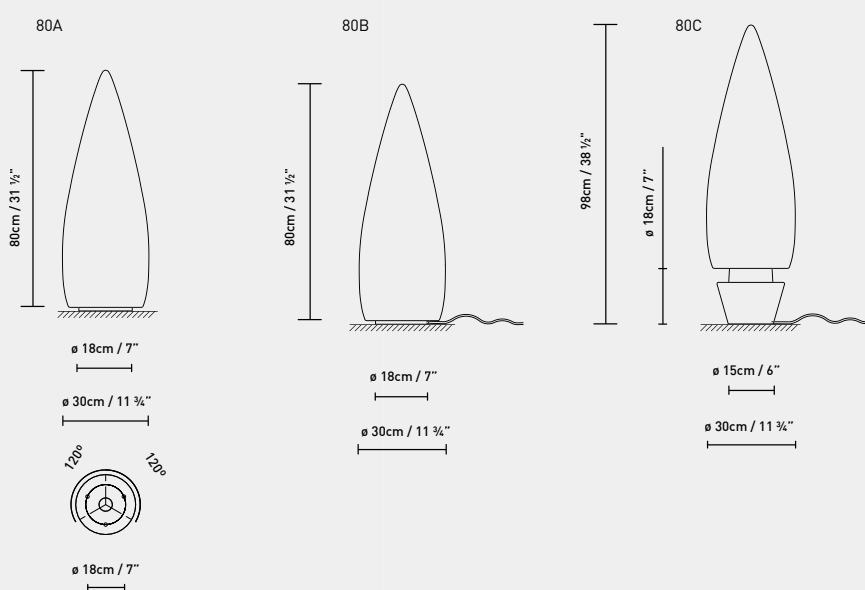


150A/150B/150C/150D LED: LED 4 x 12W 8040lm 350mA 3000K CRI>80 230V  
 150A/150B/150C/150D FLUO (G5): Fluo. 2 x 55W (2G11)

150A/150B/150C/150D FLUO (G5): Fluo. 2 x 21W/39W (G5)\*  
 \*T5: White, red, blue, green



80A/80B/80C LED: LED 4 x 6W 4040lm 350mA 3000K CRI>80 230V  
 80A/80B/80C FLUO: Fluo. 2 x 18/24/36W (2G11)





# Kele 2

*Miguel Ángel Ciganda*



Luminaria de pie. Difusor de tela acabado crudo y base de metal acabado gris mate.

Floor lamp with natural white fabric diffuser and metal base finished in matte aluminium.

Stehleuchte. Diffusor aus leinenfarbenem Stoff und Untergrund aus Metall in der Ausführung matt grau.

LED: LED 2 x 16W 5360lm 350mA 3000K CRI>80 230V  
FLUO: Fluo. 2 x 36W (G13)



Grey (matte)





# Lola F

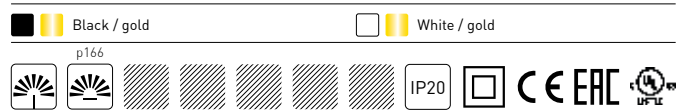
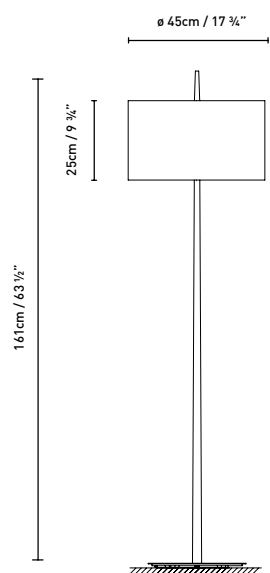
David Abad

Luminaria de pie de cuerpo metálico y difusor textil. Se fabrica en dos acabados: cuerpo negro mate texturado con pantalla opaca negra y cable textil oro, o cuerpo blanco mate texturado con pantalla opaca blanca y cable textil oro. En ambas versiones, el interior de la pantalla es color oro. Cable negro o blanco, opcionales.

Floor lamp with a metal body and fabric shade. It comes in two finishes: black matte textured body with an opaque black shade and gold textile cable, or white matte textured body with an opaque white shade and a gold textile cable. In both versions, the inside of the shade is gold. Optional black or white cable.

Stehleuchte mit Metallfuß und Textilschirm. Wird in zwei Ausführungen hergestellt: Mat schwarzer Fuß mit Textur, undurchsichtigem schwarzem Schirm und Gold Textilkabel, oder heller Fuß mit Textur, undurchsichtigem weißem Schirm und Gold Textilkabel. Bei beiden Ausführungen ist die Schirminnenseite im Gold. Kabel wahlweise schwarz oder weiß.

LED 2 x 10W (E27)  
Fluo. 2 x max. 11W (E27)  
Halo. 2 x max. 46W (E27)



# Overlay F

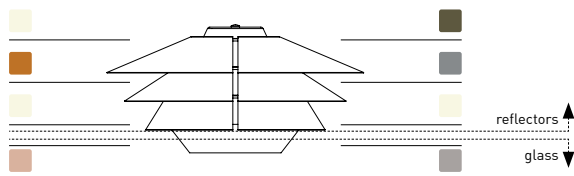
*e27, Tim Brauns*



Luminaria de pie de vidrio soplado, dotada de tres reflectores cónicos desmontables, que permiten variar el efecto de luz a gusto del usuario. El vidrio acabado en coñac se combina con dos reflectores en acabado beige mate texturado y uno en cobre mate, mientras que el vidrio acabado en gris se comercializa con reflectores caqui, gris y beige, todos ellos mate texturado. Cable textil gris.


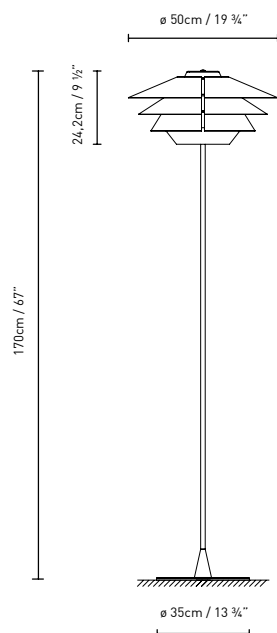
Floor lamp in blown glass equipped with three detachable conical reflectors, making it possible to adjust the lighting effect as desired. The glass in a cognac-coloured finish is combined with two reflectors in matte beige textured finish and one in matte copper finish, while the glass with a grey finish comes with reflectors in khaki, grey or beige finishes, all of them textured matte. Grey textile cable.

Stehleuchte aus geblasenem Glas, ausgestattet mit drei konischen, abnehmbaren Reflektoren, die nach dem Geschmack des Anwenders verschiedene Lichteffekte ermöglichen. Das Cognacfarbene geliefert Glas wird in Kombination mit zwei mat beige Reflektoren und einem in Kupfer geliefert, bei grauem Glas sind die Reflektoren khakifarben, grau oder beige, alle geliefert. Lieferbar in zwei Größen. Grau textilkabel.



- |  |              |  |  |
|--|--------------|--|--|
|  | Cognac glass |  | Beige (matte) / copper (matte) / beige (matte) |
|  | Grey glass   |  | Beige (matte) / grey (matte) / khaki (matte)   |

LED 13W (E27)  
Fluo. max. 20W (E27)  
Halo. max. 70W (E27)



# Olsen F

*Jorge Pensi*


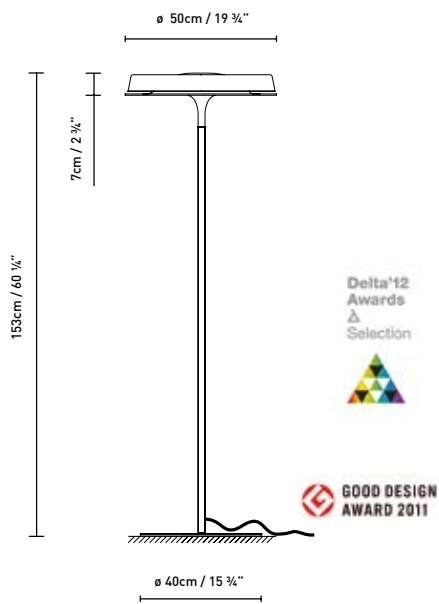


Luminaria de pie con cuerpo metálico, pantalla de aluminio y difusor de PMMA blanco opal. Disponible en dos acabados: blanco satinado con cable textil verde, o negro brillo con cable textil verde. Cables blanco o negro opcionales.

Floor lamp with a metal body, aluminium shade and opal white PMMA diffuser. Available in two finishes: satin white with a green textile cable, or shiny black with a green textile cable. Optional black or white cable.

Stehleuchte mit Metallfuß, Schirm aus Aluminium, Diffusor aus opalweißem PMMA. Verfügbar in zwei Ausführungen: Weiß satiniert mit grünem Textilkabel, oder Schwarz glänzend mit grünem Textilkabel. Kabel wahlweise weiß oder schwarz.

Fluo. circ. 60W (2Gx13)





# Petite F

Miguel Herranz

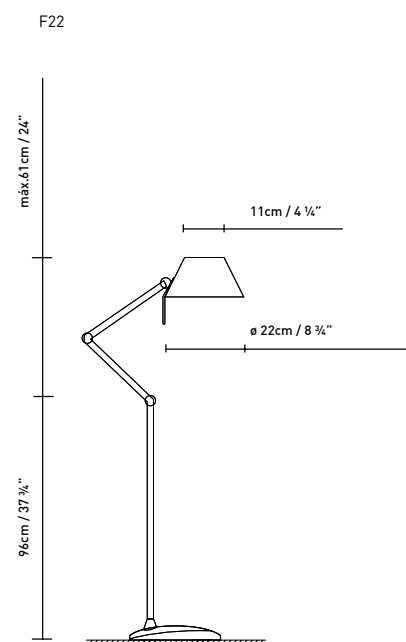
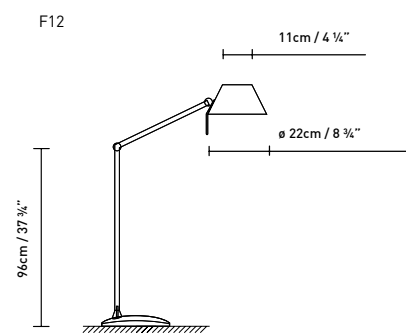


Luminaria de pie articulada, disponible en dos tamaños. Estructura de aluminio extruido y pantalla textil acabado crudo. Se fabrica en tres acabados: gris mate, anodizado plata brillo o blanco mate.

Articulated floor lamp made from extruded aluminium. Petite F has a natural white fabric shade and is available in two sizes. Available in three finishes: matte grey, anodised shiny silver or matte white.

Stehleuchte mit Gelenkarm, hergestellt aus extrudiertem Aluminium. Petite F hat einen leinenfarbenen Textilschirm und wird in zwei Größen hergestellt. Ausführungen lieferbar: matt-weiß, anodisiert-glänzend Silver oder matt-grau.

- ◊ F12: LED 10W (E27)  
Halo. classic max. 57W (E27)
- F22: LED 10W (E27)  
Halo. classic max. 57W (E27)



Grey (matte)     Silver (shiny)     White (matte)

p172    p244

# Phi F

*David Abad*

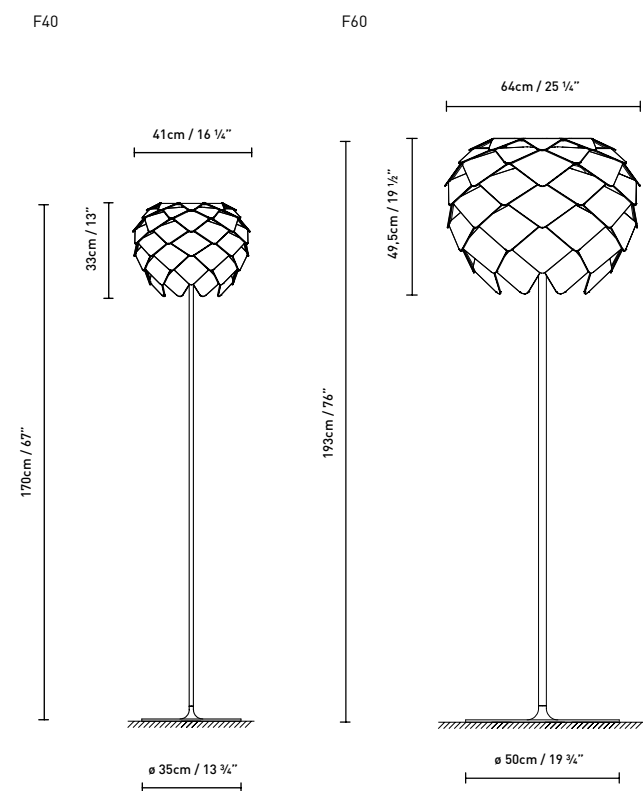


Luminaria de pie de inspiración escandinava de estructura metálica y ABS. Acabado blanco mate texturado con cable textil del mismo tono. Disponible en dos alturas. Dimmer.

A Scandinavian-inspired floor lamp with a metallic structure and ABS. Textured matte white finish with textile cable in the same tone. Available in two sizes (height). Dimmer.

Stehleuchte mit skandinavischem Einschlag, Metallstruktur und ABS. Ausführung matt Weiß texturiert mit gleichfarbigem Textilkabel. In zwei Höhen verfügbar. Dimmer.

- ◊ F40: LED glob. 3 x 9W (E27) DIM  
Fluo. glob. 3 x max. 11W (E27) DIM  
Halo. glob. 3 x max. 46W (E27)
- F60: LED glob. 3 x 9W (E27) DIM  
Fluo. glob. 3 x max. 23W (E27) DIM  
Halo. glob. 3 x max. 70W (E27)



White (matte)



# Royal F

*David Abad*







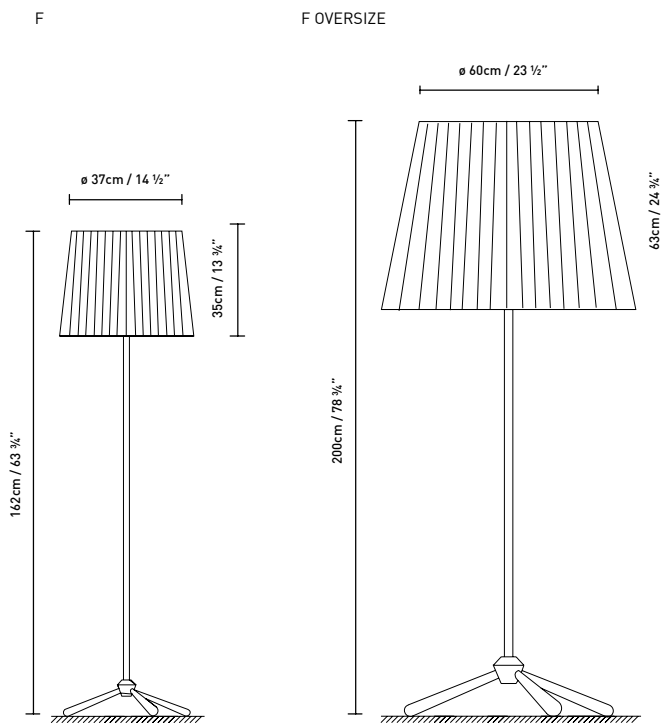
Luminaria de pie con fuste y trípode de acero inoxidable satinado y pantalla de tela plisada. Disponible en dos acabados: pantalla negra con cable textil negro, o pantalla beige con cable textil marrón. Se fabrica en dos tamaños. Dimmer.

Floor lamp with stainless steel stand and tripod, in a satin finish, with pleated fabric shade. Available in two versions: black shade with a black textile cable, or beige shade with a brown textile cable. Available in two sizes. Dimmer.

Stehleuchte mit Fuß und Stativ aus satiniertem Edelstahl, Schirm aus plissiertem Stoff. In zwei Ausführungen verfügbar: schwarzer Schirm und schwarzes Textilkabel oder beiger Schirm und braunes Textilkabel. Wird in zwei Größen hergestellt. Dimmer.

◇ F: LED 15W (E27) DIM  
Fluo. max. 23W (E27) DIM  
Halo. classic. max. 116W (E27)

◇ F OVERSIZE: LED 4 x 10W (E27) DIM  
Fluo. 4 x max. 23W (E27) DIM  
Halo. classic 4 x max. 77W (E27)



■ Black	■ Beige
p100	p179
F	F OVERS
IP20	CE ENEC
DF-UL	DIM

# Ronda F

Jorge Pensi


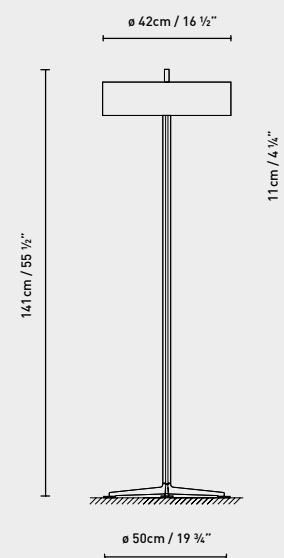


Luminaria de pie de estructura metálica y pantalla de madera curvada. Disponible en dos acabados: estructura gris mate con pantalla de roble natural, o wengué.

Floor lamp with a metallic structure and curved wooden shade. Available in two finishes: a matte grey structure with a natural oak or wenge shade.

Stehleuchte mit Metallstruktur und Schirm aus gebogenem Holz. In verschiedenen Ausführungen erhältlich: Struktur in Hellgrau mit Schirm aus naturbelassener Eiche oder Wengué.

Fluo. circ. 40W (2Gx13)



# Speers F

---

*David Abad*





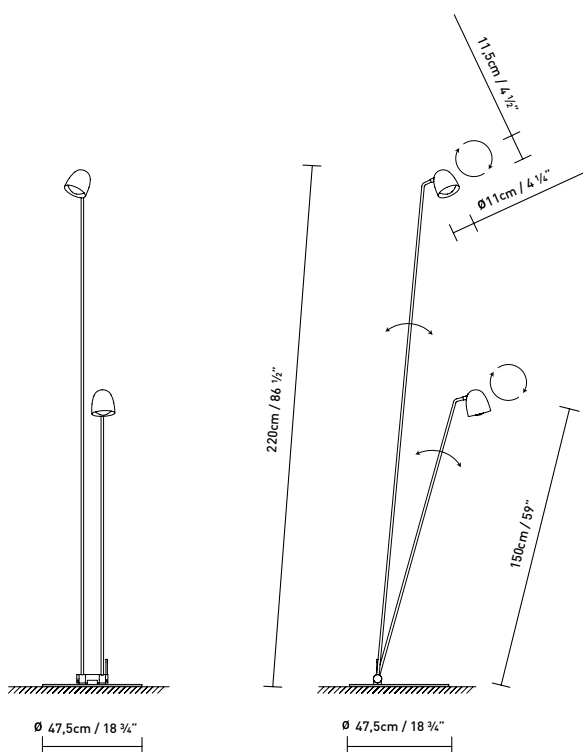


Luminaria de pie compuesta por un fuste doble y dos cabezas lumínicas, ambos orientables. La fuente de luz es un LED de alta luminancia, que incluye una lente de vidrio que concentra la luz y aporta un mayor rendimiento lumínico. Está disponible en dos acabados: acabado exterior blanco mate texturado con interior en latón satinado, y exterior negro mate texturado con interior en cobre satinado.

Floor lamp featuring a double shaft and two heads, both adjustable. The light source is a high-luminance LED bulb, which includes a glass lens that concentrates the light and enhances its output. Available in two finishes: textured white matte outer finish with a satin brass interior, and textured black matte exterior with satin copper interior.

Stehleuchte mit doppeltem Fuß und zwei individuell ausrichtbaren Leuchtenköpfen. Als Lichtquelle kommen leuchtstarke LEDs zum Einsatz, Glaslinsen bündeln das Licht und erhöhen die Beleuchtungseffizienz. Ausführungen lieferbar: außen Weiß matt texturiert und innen satiniertes Blech sowie außen Schwarz matt texturiert und innen satiniertes Kupfer.

LED 2 x 7W 1080lm 2700K CRI80 230V



White (matte) / brass (satin)  
Black (matte) / copper (satin)



# Wire Light F

*David Abad*






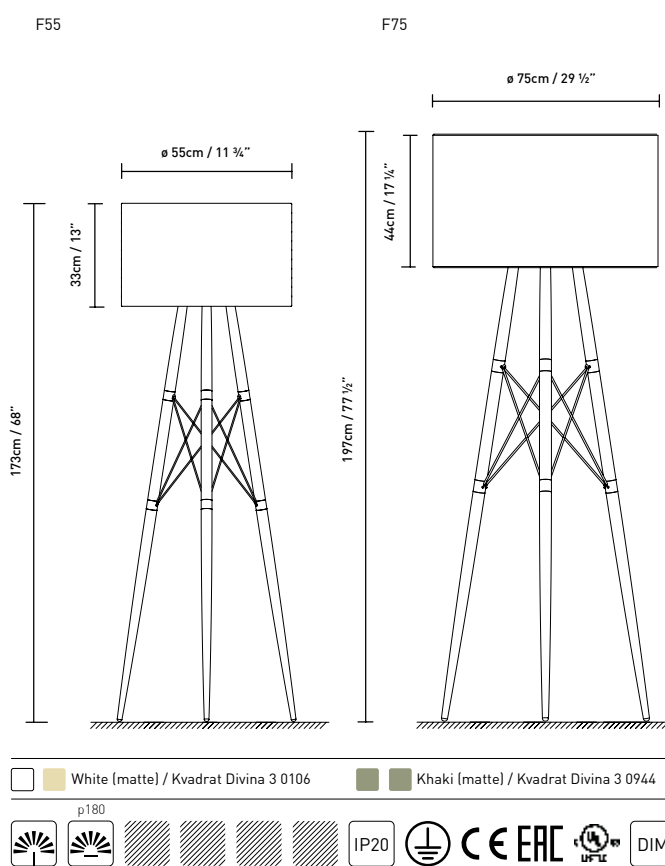
Luminaria de pie con trípode de madera de roble acabado natural, y pantalla textil Kvadrat con interior de malla metálica. Disponible con pantalla metálica y textil en acabados blanco mate o caqui mate, y cable textil del mismo tono. Se fabrica en dos tamaños. Dimmer.

Floor lamp with a wooden tripod in a natural oak finish, and a textile Kvadrat shade with a metallic mesh interior. Available with a metallic and textile shade in matte white or matte khaki finishes, and a textile cable in the same tone. Made in two sizes. Dimmer.


Stehleuchte mit Holzstativ aus naturbelassener Eiche, Textilschirm von Kvadrat, mit Metallnetz ausgekleidet, inneren. Schirm verfügbar in Metall oder Textil in matt Weiß oder matt Khaki, Textilkabel jeweils in der entsprechenden Farbe. Wird in zwei Größen hergestellt. Dimmer.

◆ F55: LED max. 15W (E27) DIM  
Fluo. max. 30W (E27) DIM  
Halo. max. 150W (E27)

◆ F75: LED max. 15W (E27) DIM  
Fluo. max. 30W (E27) DIM  
Halo. max. 150W (E27)









**Luminarias de mesa**

Table lamps

*Tischleuchten*

**Decorative Lighting**

# Blux System T



## Blux System

---

Fue en 1980 cuando la aportación creativa de Guillermo Capdevila dio un giro a la estrategia de producto de B.lux. La orientación clásica de las luminarias de la marca fabricante dio un paso firme hacia el diseño contemporáneo, a través del talento creador del diseñador chileno, licenciado en el Royal College de Londres.

Desde mediados del siglo pasado, el carácter de los diseños de Arne Jacobsen y de Richard Sapper convirtió al flexo en un elemento de identificación de los fabricantes más importantes. En este contexto nace en 1981 Blux System: una familia de luminarias con diferentes aplicaciones, que comparten componentes básicos comunes.

La innovación del sistema gira entorno a la patente de una rótula de fricción que permite un movimiento suave y equilibrado de las articulaciones que componen cada uno de los modelos.

De líneas sobrias y paleta de colores austera, la familia Blux System ofrece una gran comodidad de manejo por parte del usuario, al tiempo que reduce su volumen al mínimo, al recoger la luminaria.

Tras 35 años de éxito internacional de esta colección, B.lux reedita Blux System utilizando la misma tecnología que en sus orígenes, y recuperando los mismos procesos artesanales de fabricación.

## Blux System

---

It was in 1980 when Guillermo Capdevila's creative contribution took B.lux's product strategy in another direction. The lamp manufacturer's more traditional approach took a firm step towards contemporary design thanks to the creative talent of the Chilean designer, a Royal College of London graduate.

In the mid 20th century the designs of Arne Jacobsen and Richard Sapper turned the flexo lamp into a hallmark of the most important manufacturers. Against this backdrop the Blux System came out in 1981, a family of lamps with different applications but sharing common building blocks.

The system's innovation revolves around a patented ball joint system that allows for the smooth and balanced movement of the couplings making up each of the models.

Featuring sober lines and an austere palette of colours, the Blux System family is easy for users to handle, while boasting a convenient, minimised size.

After this collection's 35 years of international success, B.lux is rereleasing the Blux System, using the same technology employed when it came out, and the same artisanal manufacturing processes.

## Blux System

---

1980 veränderte sich durch den kreativen Beitrag Guillermo Capdevilas die Produktstrategie von B.lux grundlegend. Das Unternehmen nahm Abschied von ihrem klassisch orientierten Sortiment und setzt seither – getragen vom schöpferischen Talent des chilenischen Designers mit Diplom des Londoner Royal College of Art – entschlossen auf zeitgenössisches Design.

Um die Mitte des 20. Jahrhunderts eroberten Flexolampen nach und nach die Kataloge der führenden Hersteller, nicht zuletzt dank der fortschrittlichen Designs von Arne Jacobsen und Richard Sapper. In diesem Umfeld wurde 1981 Blux System aus der Taufe gehoben – eine umfassende Leuchtenfamilie mit diversen Anwendungsmöglichkeiten und einem gemeinsamen Nenner bei den Grundkomponenten.

Das Innovative an dem System waren die patentierten Reibungsgelenkarme, die der Leuchte Stabilität und Gleichgewicht verleihen und dafür sorgen, dass sich alle verschiedenen Modelle bequem ausrichten lassen.

Klare Linien, nüchterne Farbpalette, und obendrein bietet die Familie Blux System hohen Bedienkomfort für den Benutzer. Dabei ist sie im eingeholten Zustand ausgesprochen platzsparend.

Nach 35 international erfolgreichen Jahren legt B.lux die Familie Blux System nun neu auf. Dabei kommen dieselben Technologien und handwerklichen Herstellungsprozesse wie damals zum Einsatz.





**Designed in 1981**

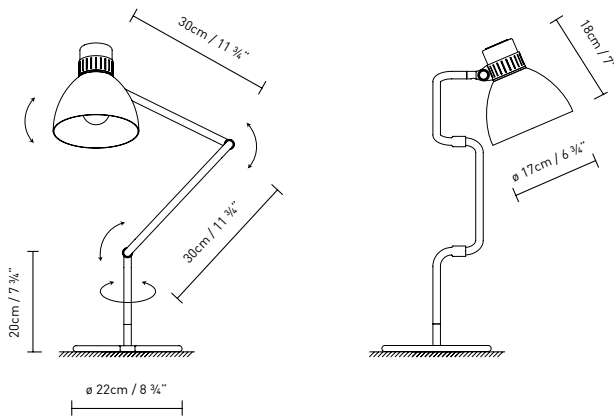
Luminaria de mesa articulada, diseñada a finales de los años 70, siguiendo el estilo de la escuela inglesa. La sencillez de sus formas queda reflejada en sus articulaciones de fricción, y en su pantalla de aluminio. Acabados: negro mate, rojo mate, o beige satinado, todos ellos con interior de pantalla blanco satinado. Disponible en dos tamaños.

Articulated table lamp designed in the late 70s in the style of the English school. The simplicity of its forms is reflected in its friction swivel joints and aluminium shade. Finishes: matte black, matte red or satin beige. Shade with a satin white interior. Available in two sizes.

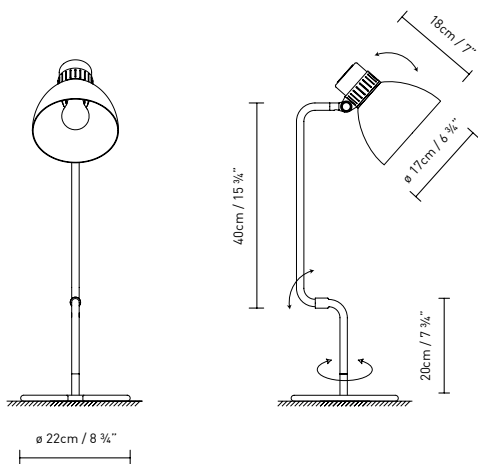
Tischleuchte mit verstellbaren Gelenken, designt Ende der 70er Jahre im Stil der englischen Schule. Ihre schlichten Formen entsprechen der Funktionalität der Friktionsgelenke zur Ausrichtung des Aluminiumschirms. Ausführungen: matt-schwarz, matt-rot, oder Beige satiniert, Schirminnenseite jeweils Weiß satiniert. Lieferbar in zwei Größen.

- ◊ T30: LED 10W (E27)
- Fluo. max. 11W (E27)
- Halo. classic. max. 57W (E27)
- T40: LED 10W (E27)
- Fluo. max. 11W (E27)
- Halo. classic. max. 57W (E27)

T30




T40



Black (matte)
  Red (matte)
  Beige (satin)

p122 p186 p220



# Bluebird T

*Jorge Pensi*



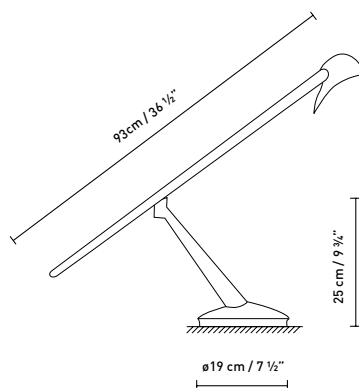
Designed in 1990

Luminaria de mesa orientable, de estructura metálica y madera. Disponible en dos acabados: raw con madera de roble natural, o metal cromo brillo combinado con madera caoba mate. Halógena o LED.

Adjustable table lamp with a metal and wooden structure. Available in two finishes: raw with natural oak, or shiny chrome with matte mahogany. Halogen or LED.

Ausrichtbare Tischleuchte, Struktur aus Metall und Holz. In zwei Ausführungen erhältlich: Raw mit naturbelassenem Eichenholz oder glänzend verchromtes Metall in Kombination mit Mahagoni. Halogen oder LED.

LED: LED 6,3W 840lm 350mA 3000K CRI80 110-230V  
HALO: Halo. max. 50W 12V (G6,35)



Raw / Natural oak Chrome / Mahogany



# Eliana T

Manel Ybargüengoitia

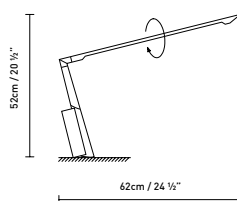
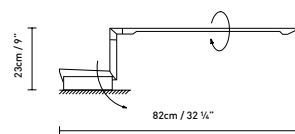


Luminaria de mesa con dos posiciones de funcionamiento. Luz orientable. Estructura metálica, disponible en dos acabados: blanco mate texturado, o gris brillo. Fluorescente o LED.

Table lamp with two working positions. Adjustable light. Metallic structure, available in two finishes: textured matte white or shiny grey. Fluorescent or LED.

Tischleuchte mit zwei unterschiedlichen Positionen. Ausrichtbares Licht. Metallstruktur in zwei Ausführungen erhältlich: Weiß matt mit Textur oder glänzend Grau. Leuchtstofflampe oder LED.

LED: LED 7,35W 1000lm 350mA 3000K CRI>80 110-230V  
FLUO: Fluo. 13W ø7mm (w4,3)



White (matte)       Grey (shiny)



C\_Ball T  
*Stone Designs*







Luminaria de mesa formada por una esfera de vidrio opal y partes metálicas acabadas en latón mate, o en barniz negro.

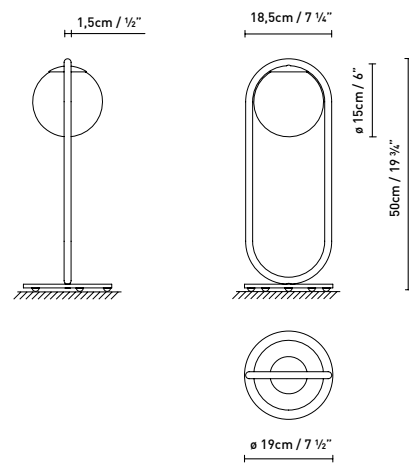
Decorative table lamp consisting of an opal glass sphere and metal components finished in matte brass or black varnish.

*Tischleuchte mit einer Opalglaskugel und Metallteilen in den Ausführungen Blech matt oder Schwarz lackiert.*





◆ LED 6W (E14) DIM  
 Fluo. max. 12W (E14) DIM  
 Halo. max. 46W (E14)



Brass (matte)

Black (matte)



# Hil

*Paul Bevis*

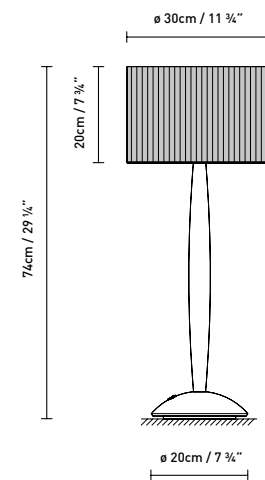


Luminaria de mesa con estructura metálica cromo brillo, interruptor en la base y pantalla de hilos de seda de color tabaco.

Table lamp with a shiny chrome metal structure, switch in the base and silk thread shade in a tobacco colour.

*Tischleuchte mit glänzend Chrom Metallstruktur, Schalter am Fuß und Schirm aus Seidenfäden in Tabakfarbe.*

LED 13W (E27)  
Fluo. 23W (E27)  
Halo. classic max. 70W (E27)



Chrome (shiny)





# Hoodie T

Werner Aisslinger

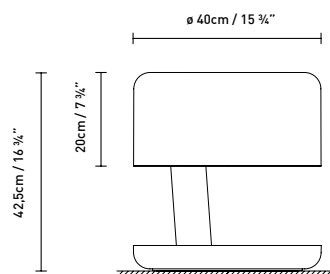


Luminaria de mesa de iluminación indirecta y estética vintage. Posee una base que actúa como reflector lumínico. Hoodie se fabrica en poliuretano inyectado, y está disponible en diferentes acabados mate: estructura en blanco con cable textil blanco, estructura negra con cable textil negro y estructura beige con cable textil beige.

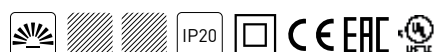
Indirect light table lamp with a vintage look. The base functions as a light reflector. The Hoodie is manufactured in injected polyurethane and is available in different matte finishes: a white structure with a white textile cable, a black structure with a black textile cable, and a beige structure with a beige textile cable.

Tischleuchte mit indirektem Licht und Vintage-Ästhetik. Die Basis hat zugleich die Funktion eines Reflektors. Hoodie wird aus eingespritztem Polyurethan hergestellt und ist in verschiedenen Ausführungen mit jeweils matter Oberfläche erhältlich: Struktur weiß mit weißem Textilkabel, Struktur schwarz mit schwarzem Textilkabel und Struktur beige mit beigefarbenem Textilkabel.

LED 2 x 13W (E27)  
Fluo. 2 x max. 20W (E27)



White (matte) Black (matte) Beige (matte)



# Keshi T

*David Abad*



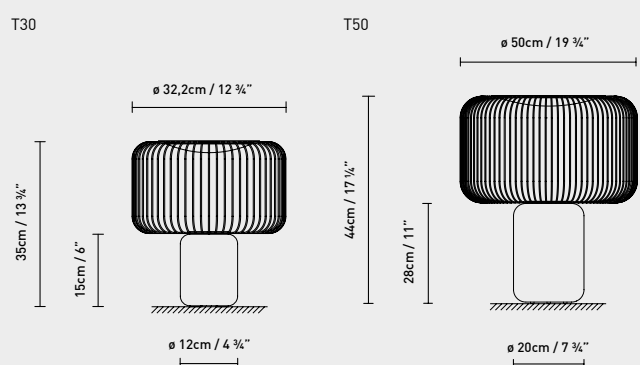


Luminaria de mesa fabricada en mármol negro de Markina apomazado, y pantalla de varilla metálica, acabada en negro mate. Reflector superior metálico con acabado especular. Disponible en dos tamaños. Fuente de luz LED. Dimmer.

Table lamp crafted of sanded black Markina marble, and a metallic bar shade finished in matte black. Upper metallic reflector with mirror finish. Available in two sizes: LED light source. Dimmer.

*Tischleuchte aus schwarzem Markina-Marmor, mit Bims versetzt, Schirm aus matt-schwarzem Metallgestänge. Verspiegelter oberer Metallreflektor. Lieferbar in zwei Größen. LED-Leuchtmittel. Dimmer.*

◊ T30: LED 12W 900lm 2700K CRI90 DIM 110-230V  
 T50: LED 22W 1700lm 2700K CRI90 DIM 110-230V



Black (matte)





# Lola T

*David Abad*







# Olsen T

*Jorge Pensi*

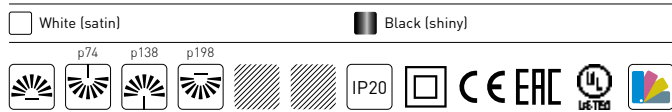
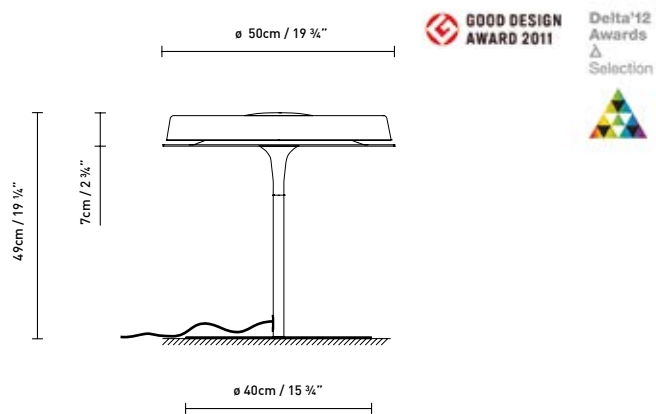


Luminaria de mesa con cuerpo metálico, pantalla de aluminio y difusor de PMMA blanco opal. Disponible en dos acabados: blanco satinado con cable textil verde, o negro brillo con cable textil verde. Cables blanco o negro opcionales.

Table lamp with a metallic body, aluminium shade and opal white PMMA diffuser. Available in two finishes: satin white with a green textile cable, or shiny black with a green textile cable. Optional black or white cable.

Tischleuchte mit Metallfuß, Schirm aus Aluminium, Diffusor aus opalweißem PMMA. Verfügbar in zwei Ausführungen: Weiß satiniert mit grünem Textilkabel, oder Schwarz glänzend mit grünem Textilkabel. Kabel wahlweise weiß oder schwarz.

Fluo. circ. 60W (2Gx13)



# Overlay T

*e27, Tim Brauns*

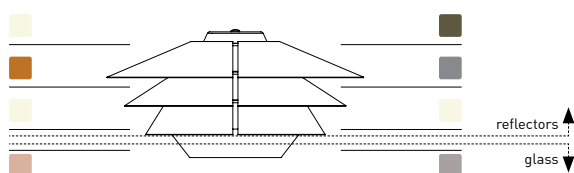




Luminaria de mesa de vidrio soplado, dotada de tres reflectores cónicos desmontables, que permiten variar el efecto de luz a gusto del usuario. El vidrio acabado en coñac se combina con dos reflectores en acabado beige mate texturado y uno en cobre mate, mientras que el vidrio acabado en gris se comercializa con reflectores caqui, gris y beige, todos ellos mate texturado. Cable textil gris. Disponible en dos tamaños.

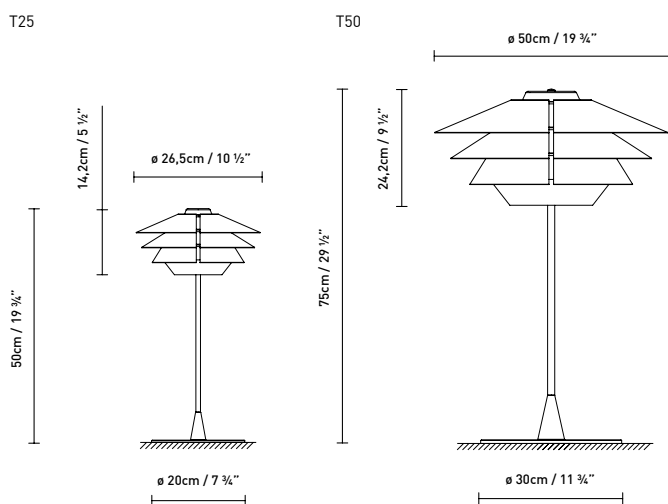
Table lamp in blown glass equipped with three detachable conical reflectors, making it possible to adjust the lighting effect as desired. The glass in a cognac-coloured finish is combined with two reflectors in matte beige textured finish and one in matte copper finish, while the glass with a grey finish comes with reflectors in khaki, grey and beige finishes, all of them textured matte. Grey textile cable. Available in two sizes.

Tischleuchte aus geblasenem Glas, ausgestattet mit drei konischen, abnehmbaren Reflektoren, die nach dem Geschmack des Anwenders verschiedene Lichteffekte ermöglichen. Das Cognacfarbene geliefert Glas wird in Kombination mit zwei mat beige Reflektoren und einem in Kupfer geliefert, bei grauem Glas sind die Reflektoren khakifarben, grau und beige, alle geliefert. Grau Textilkabel. Lieferbar in zwei Größen.



■ Cognac glass    ■ ■ ■ Beige (matte) / copper (matte) / beige (matte)  
■ Grey glass    ■ ■ ■ Beige (matte) / grey (matte) / khaki (matte)

◊ T25: LED 4W (G9)  
 Halo. max. 60W (G9)  
 T50: LED 13W (E27)  
 Fluo. max. 20W (E27)  
 Halo. max. 70W (E27)



# Petite T

*Miguel Herranz*

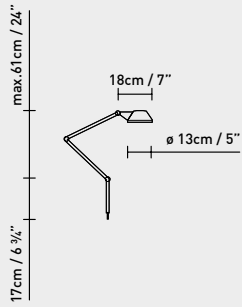


Luminaria de mesa articulada y orientable, fabricada en aluminio extruído y compuesta de estructura y soporte. Disponible con pantalla de aluminio y policarbonato o con pantalla textil acabado crudo. Acabados: gris mate, anodizado plata brillo o blanco mate.

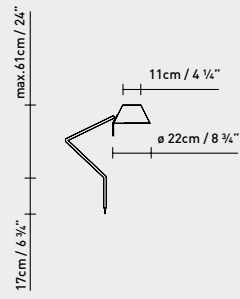
Articulated, angled table lamp made from extruded aluminium and including a structure and bracket. Available with an aluminium and polycarbonate screen or with a natural white fabric shade. Finishes: matte grey, anodised shiny silver or matte white.

*Tischleuchte mit Gelenkarm, ausrichtbar, hergestellt aus extrudiertem Aluminium. Besteht aus Arm und Halterung. Verfügbar mit Reflektorkopf aus Aluminium und Polykarbonat oder mit leinenfarbenem Textilschirm. Ausführungen: matt-weiß, anodisiert-glänzend Silver oder matt-grau.*

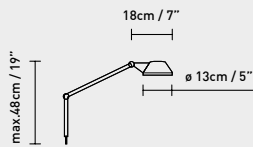
21



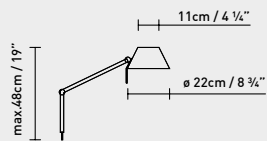
22



11



12



- ◆ T21: LED 6W (E14)  
Halo. classic max. 46W (E14)
- T22: LED 10W (E27)  
Halo. classic max. 57W (E27)
- T11: LED 6W (E14)  
Halo. classic max. 46W (E14)
- T12: LED 10W (E27)  
Halo. classic max. 57W (E27)

Grey (matte)    
  Silver (shiny)    
  White (matte)

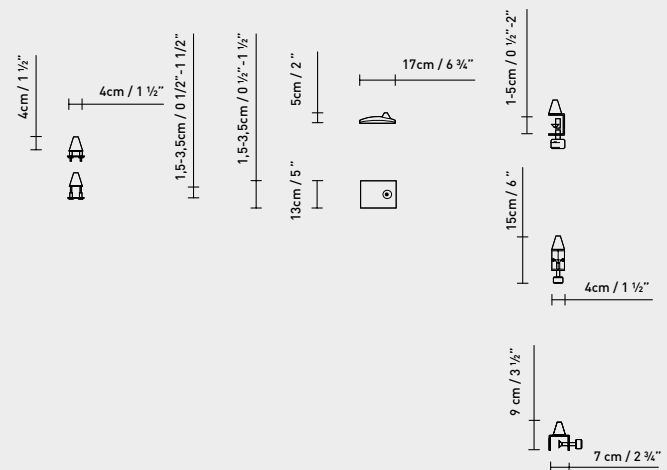
p139 p244
IP20
CE
EAC



BRACKET A

BRACKET B

BRACKET C



# Phi T

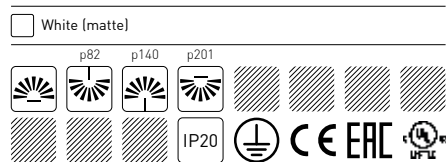
David Abad



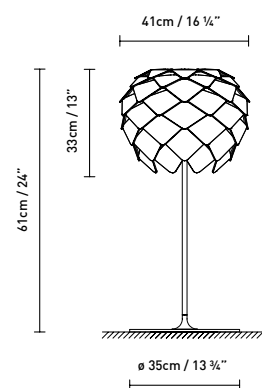
Luminaria de mesa de inspiración escandinava de estructura metálica y ABS. Acabado blanco mate texturado con cable textil del mismo tono.

A Scandinavian-inspired table lamp featuring a metallic structure and ABS. Textured matte white finish with textile cable in the same tone.

*Tischleuchte mit skandinavischem Einschlag, Metallstruktur und ABS. Ausführung matt Weiß texturiert mit gleichfarbigem Textilkabel.*



LED glob. 3 x 6W (E27)  
Fluo. glob. 3 x max. 11W (E27)  
Halo. glob. 3 x max. 30W (E27)







# Regina T

*Jorge Pensi*



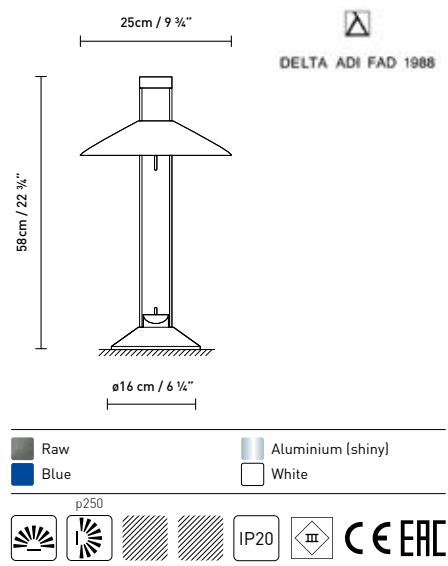
Designed in 1987

Luminaria de mesa de luz indirecta, fabricada en aluminio inyectado. Disponible en acabado raw, y también en aluminio brillo combinable con pantallas de aluminio brillo, de vidrio blanco o de vidrio azul.

Indirect light table lamp crafted of die cast aluminium. Available in a raw finish, and also in shiny aluminium, with shades in shiny aluminium, white glass or blue glass.

Tischleuchte mit indirektem Licht, hergestellt aus Druckguss-Aluminium. Verfügbar in Raw-Gestaltung (Metall unbehandelt) und auch in glänzend Aluminium in Kombination mit Schirmen aus Aluminium bzw. aus weißem oder blauem Glas.

LED: LED 2 x 3,2W 700lm 350mA 3000K CRI80 110-230V  
HALO: Halo. 2 x max. 20W 12V (G6,35)



# Ronda T

*Jorge Pensi*

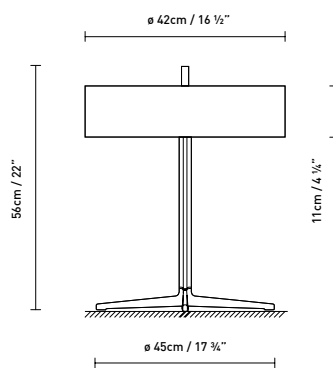


Luminaria de mesa de estructura metálica y pantalla de madera curvada. Disponible en dos acabados: estructura gris mate con pantalla de roble natural o wengué.

Table lamp with a metallic structure and curved wooden shade. Available in two finishes: matte grey structure with a natural oak or wenge shade.

*Tischleuchte mit Metallstruktur und Schirm aus gebogenem Holz. In zwei Ausführungen erhältlich: grau Struktur mit Schirm aus naturbelassener Eiche oder Wengué.*

Fluo. circ. 40W (2Gx13)



■ Oak ■ Wenge





# Royal T

David Abad



Luminaria de mesa con fuste y trípode de acero inoxidable acabado satinado y pantalla de tela plisada. Disponible en dos versiones: pantalla negra con cable textil negro, o pantalla beige con cable textil marrón. Dimmer.

Table lamp with stainless steel stand and tripod, in a satin finish, with pleated fabric shade. Available in two versions: black shade with a black textile cable, or beige shade with a brown textile cable. Dimmer.

Tischleuchte mit Fuß und Stativ aus satiniertem Edelstahl, Schirm aus plissiertem Stoff. In zwei Ausführungen verfügbar: schwarzer Schirm und schwarzes Textilkabel oder beiger Schirm und braunes Textilkabel. Dimmer.

◇ T36: LED 6W (E14) DIM

Halo. classic max. 46W (E14)

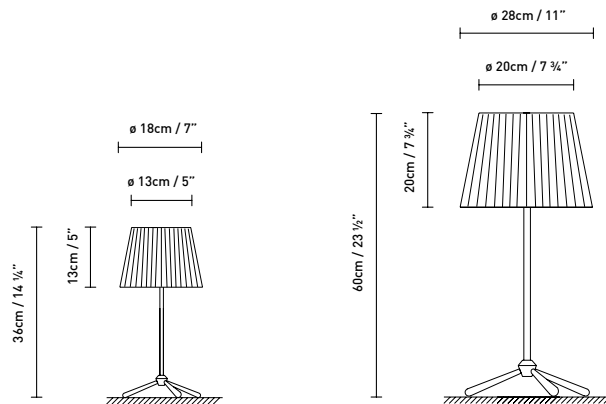
T60: LED 10W (E27) DIM

Fluo. max. 23W (E27) DIM

Halo. classic max. 77W (E27)

T36

T60



■ Black

■ Beige



# Wire Light T

*David Abad*

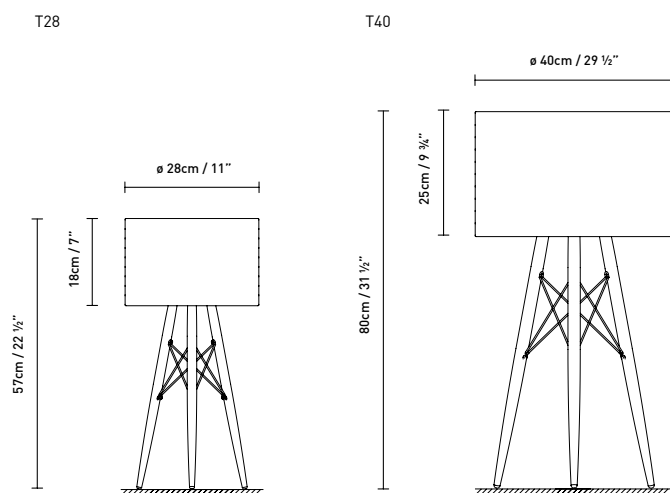


Luminaria de mesa con trípode de madera de roble acabado natural, y pantalla textil Kvadrat con interior de malla metálica. Disponible con pantalla metálica y textil en acabados blanco mate o caqui mate, y cable textil del mismo tono. Se fabrica en dos tamaños. Dimmer.

Table lamp with a wooden tripod in a natural oak finish, and a textile Kvadrat shade with a metallic mesh interior. Available with a metallic and textile shade in matte white or matte khaki finishes, and a textile cable in the same tone. Made in two sizes. Dimmer.

Tischleuchte mit Holzstativ aus naturbelassener Eiche, Textilschirm von Kvadrat, mit Metallnetz ausgekleidet inneren. Schirm verfügbar in Metall oder Textil in matt Weiß oder matt Khaki, Textilkabel jeweils in der entsprechenden Farbe. Wird in zwei Größen hergestellt. Dimmer.

◆ T28: LED max. 4W (G9) DIM  
 Halo. max. 60W (G9)  
 T40: LED max. 4W (G9) DIM  
 Halo. max. 60W (G9)



White (matte) / Kvadrat Divina 3 0106
 
 Khaki (matte) / Kvadrat Divina 3 0944

p148  




IP20








DIM









**Luminarias de techo**

Ceiling lamps

*Deckenleuchten*

**Decorative Lighting**

Aspen C  
*Werner Aisslinger*





Plafón de luz directa y difusa. Acabados lacado mate, con diferentes combinaciones: grey, snow, lemon, mango, clear turquoise, y aqua. Disponible en tres tamaños.

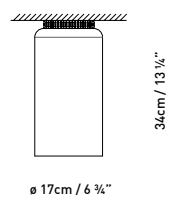
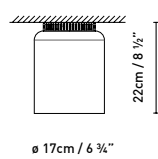
Direct and diffused light ceiling lamp. Matte lacquered finishes, with different combinations: grey, snow, lemon, mango, clear turquoise, and aqua. Available in three sizes.

Deckenleuchte für direkte Beleuchtung und Streulicht. Matt lackiert, verschiedene Kombinationen: Grey, Snow, Lemon, Mango, clear Turquoise und Aqua. In drei Höhen verfügbar.

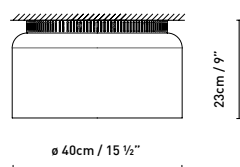
- ◆ C17A LED / C17B LED: LED 17,5W 1550lm 350mA 3000K CRI>80 230V  
C17A (E27) / C17B (E27): Fluo. max. 30W (E27)  
Halo. ECO max. 70W (E27)
- C40 LED: LED 19,5W 2350lm 700mA 3000K CRI>80 DIM 230V  
C40 HALO: Halo. ECO max. 130W (R7s)


C17A

C17B



C40



- |   |   |
|---|---|
|  Grey (matte)  |  Mango (matte)           |
|  Snow (matte)  |  Clear turquoise (matte) |
|  Lemon (matte) |  Aqua (matte)            |



# Blux System C





### Blux System

---

Fue en 1980 cuando la aportación creativa de Guillermo Capdevila dio un giro a la estrategia de producto de B.lux. La orientación clásica de las luminarias de la marca fabricante dio un paso firme hacia el diseño contemporáneo, a través del talento creador del diseñador chileno, licenciado en el Royal College de Londres.

Desde mediados del siglo pasado, el carácter de los diseños de Arne Jacobsen y de Richard Sapper convirtió al flexo en un elemento de identificación de los fabricantes más importantes. En este contexto nace en 1981 Blux System: una familia de luminarias con diferentes aplicaciones, que comparten componentes básicos comunes.

### Blux System

---

It was in 1980 when Guillermo Capdevila's creative contribution took B.lux's product strategy in another direction. The lamp manufacturer's more traditional approach took a firm step towards contemporary design thanks to the creative talent of the Chilean designer, a Royal College of London graduate.

In the mid 20th century the designs of Arne Jacobsen and Richard Sapper turned the flexo lamp into a hallmark of the most important manufacturers. Against this backdrop the Blux System came out in 1981, a family of lamps with different applications but sharing common building blocks.

### Blux System

---

1980 veränderte sich durch den kreativen Beitrag Guillermo Capdevilas die Produktstrategie von B.lux grundlegend. Das Unternehmen nahm Abschied von ihrem klassisch orientierten Sortiment und setzt seither – getragen vom schöpferischen Talent des chilenischen Designers mit Diplom des Londoner Royal College of Art – entschlossen auf zeitgenössisches Design.

Um die Mitte des 20. Jahrhunderts eroberten Flexolampen nach und nach die Kataloge der führenden Hersteller, nicht zuletzt dank der fortschrittlichen Designs von Arne Jacobsen und Richard Sapper. In diesem Umfeld wurde 1981 Blux System aus der Taufe gehoben – eine umfassende Leuchtenfamilie mit diversen Anwendungsmöglichkeiten und einem gemeinsamen Nenner bei den Grundkomponenten.

La innovación del sistema gira entorno a la patente de una rótula de fricción que permite un movimiento suave y equilibrado de las articulaciones que componen cada uno de los modelos.

De líneas sobrias y paleta de colores austera, la familia Blux System ofrece una gran comodidad de manejo por parte del usuario, al tiempo que reduce su volumen al mínimo, al recoger la luminaria.

Tras 35 años de éxito internacional de esta colección, B.lux reedita Blux System utilizando la misma tecnología que en sus orígenes, y recuperando los mismos procesos artesanales de fabricación.

The system's innovation revolves around a patented ball joint system that allows for the smooth and balanced movement of the couplings making up each of the models.

Featuring sober lines and an austere palette of colours, the Blux System family is easy for users to handle, while boasting a convenient, minimised size.

After this collection's 35 years of international success, B.lux is rereleasing the Blux System, using the same technology employed when it came out, and the same artisanal manufacturing processes.

Das Innovative an dem System waren die patentierten Reibungsgelenkarme, die der Leuchte Stabilität und Gleichgewicht verleihen und dafür sorgen, dass sich alle verschiedenen Modelle bequem ausrichten lassen.

Klare Linien, nüchterne Farbpalette, und obendrein bietet die Familie Blux System hohen Bedienkomfort für den Benutzer. Dabei ist sie im eingeholten Zustand ausgesprochen platzsparend.

Nach 35 international erfolgreichen Jahren legt B.lux die Familie Blux System nun neu auf. Dabei kommen dieselben Technologien und handwerklichen Herstellungsprozesse wie damals zum Einsatz.





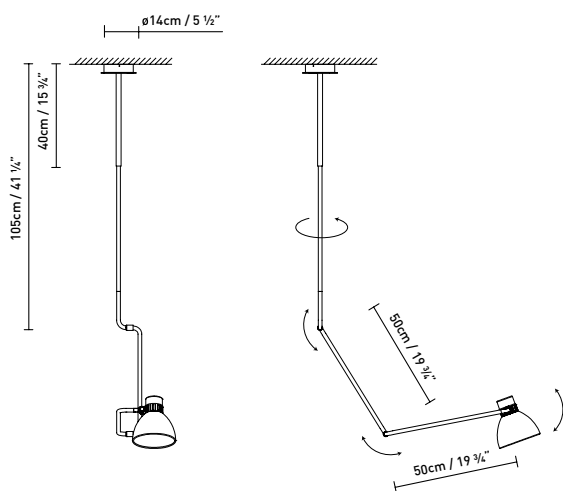
Designed in 1981

Luminaria de techo articulada, diseñada a finales de los años 70, siguiendo el estilo de la escuela inglesa. La sencillez de sus formas queda reflejada en sus articulaciones de fricción, y en su pantalla de aluminio. Acabados: negro mate, rojo mate, o beige satinado, todos ellos con interior de pantalla blanco satinado.

Articulated ceiling lamp designed in the late 70s, in the style of the English school. The simplicity of its forms is reflected in its friction swivel joints and aluminium shade. Finishes: matte black, matte red or satin beige. Shade with a satin white interior.

*Deckenleuchte mit verstellbaren Gelenken, desigt Ende der 70er Jahre im Stil der englischen Schule. Ihre schlichten Formen entsprechen der Funktionalität der Friktionsgelenke zur Ausrichtung des Aluminiumschirms. Ausführungen: matt-schwarz, matt-rot, oder Beige satiniert, Schirminnenseite jeweils Weiß satiniert.*

LED 10W (E27)  
Fluo. max. 11W (E27)  
Halo. classic. max. 57W (E27)



# Box C

---

*Jaime Beriestain*



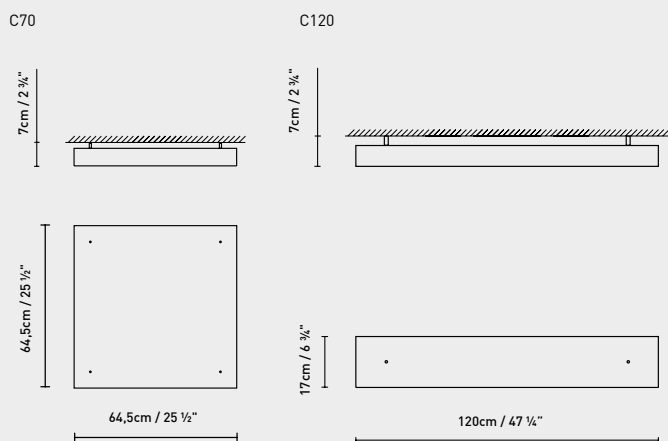


Plafón de luz directa y difusa. Disponible en tres acabados: metacrilato rojo transparente, fumé o blanco opal. Todos ellos llevan un difusor blanco opal. Se fabrica en dos tamaños. Disponible versión dimmer.

Ceiling lamp with direct and diffuse light. Available in three finishes: transparent red, transparent smoked or opal white methacrylate. All with an opal white shade. It comes in two sizes. Can be supplied with dimmer.

Deckenleuchte für direkte Beleuchtung und Streulicht. Erhältlich in drei Ausführungen: rotes, transparentes Methacrylat, transparentes Fumé oder opalweiß. Alle Ausführungen sind mit opalweißem Diffusor versehen, sowie in zwei Größen. Auch mit Dimmer verfügbar.

- ◊ C70: Fluo. 4 x 14/24W (G5)
- C70 DIMMER: Fluo. 4 x 14/24W (G5) DIM
- C120: Fluo. 2 x 28/54W (G5)
- C120 DIMMER: Fluo. 2 x 28/54W (G5) DIM



■ Transparent red   
 ■ Transparent smoked   
   Opal white



# Castle C

---

*Stone Designs*



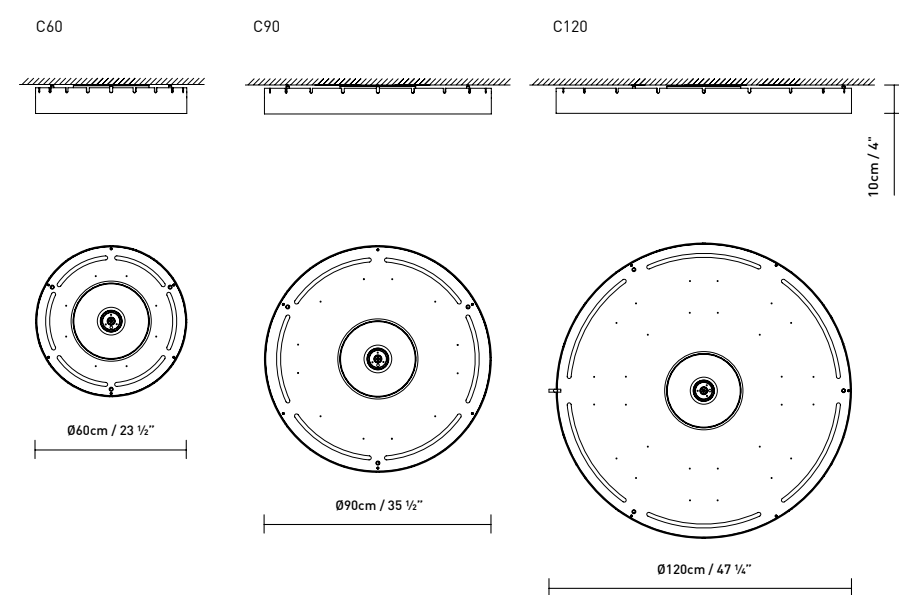


**Plafón LED de aluminio, con forma circular y difusor de PMMA blanco opal de alta uniformidad. Acabados: blanco mate texturado, negro mate texturado, y madera de roble natural. Luz directa, con un suave efecto de luz indirecta. Disponible en tres tamaños. Dimmer.**

Circular LED aluminium ceiling lamp featuring a highly uniform opal white PMMA diffuser. Finishes: texturized matte white, texturized matte black or natural oak. Direct light, with a soft, indirect light effect. Available in three sizes. Dimmer.

*Runde LED-Deckenleuchte aus Aluminium mit hochgradig gleichmäßigem, opalweißem PMMA-Diffusor. Ausführungen: Weiß matt texturiert, Schwarz matt texturiert oder naturbelassene Eiche. Direktes Licht, zusätzlich mit sanfter indirekter Beleuchtung. In drei Größen verfügbar. Dimmer.*

- ◊ C60: LED 17,6W 3324lm 150mA 3000K CRI>80 DIM 230V
- C90: LED 41W 7594lm 350mA 3000K CRI>80 DIM 230V
- C120: LED 79,8W 14634lm 225mA 3000K CRI>80 DIM 230V




White (matte)       Black (matte)       Oak



# Clon C

*Miguel Ángel Ciganda*





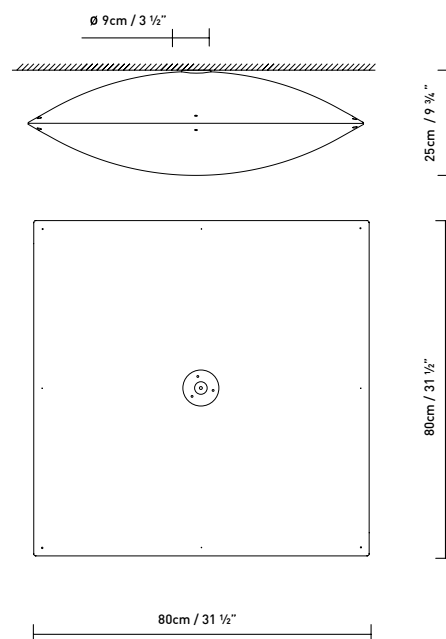


Luminaria de techo, con difusor de PMMA blanco opal. Luz directa e indirecta. Permite realizar composiciones modulares.

Ceiling lamp with an opal white PMMA diffuser. Direct and indirect light. It allows for multiple configurations.

Deckenleuchte, Diffusor aus opalweißem PMMA. Direkte und indirekte Beleuchtung. Lässt sich modulweise kombinieren.

LED opal 4 x max. 14W (E27)  
Fluo. 4 x max. 24W (E27)



Opal white



Marc C

*David Abad*



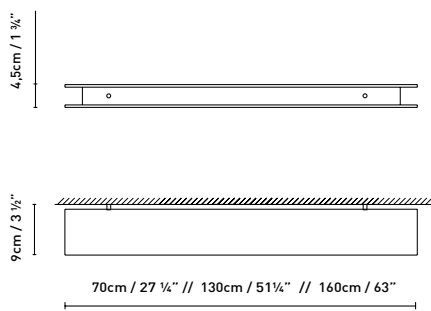






Plafón de luz directa fabricado en aluminio y disponible en varios acabados: gris mate, blanco satinado, negro satinado, o laminado de madera de roble acabado natural. Todos ellos portan un difusor de policarbonato opal. Disponible en fluorescente o LED. Otras medidas, otros acabados, versión dimmer y kit de emergencia, opcionales.

A direct-light ceiling lamp made from aluminum and available in several finishes: matte grey, satin white, satin black, or in a natural oak finish. They all come with an opal polycarbonate diffuser. Available in fluorescent or LED versions. Additional options include other measurements, other finishes, dimmer versions, and with emergency kits.













*Deckenleuchte für direkte Beleuchtung, hergestellt aus Aluminium und verfügbar in mehreren Ausführungen: grau matt, weiß satiniert, schwarz satiniert oder furniert mit Eiche natur. Alle Ausführungen sind mit opal Polykarbonatdiffusor versehen. Erhältlich mit Leuchtstofflampen oder LED. Weitere Abmessungen, Materialien, Dimmerversionen oder Notbeleuchtungssets auf Anfrage.*

- ◊ C70 LED: LED 10,5W 1670lm 450mA 3000K CRI>80 230V
- C70 FLUO: Fluo. 14/24W (G5)
- C130 LED: LED 21W 3340lm 450mA 3000K CRI>80 230V
- C130 FLUO: Fluo. 28/54W (G5)
- C160 LED: LED 26,2W 4180lm 450mA 3000K CRI>80 230V
- C160 FLUO: Fluo. 35/49W (G5)



 Grey (matte)	 Black (satin)
 White (satin)	 Oak

											
---	---	---	---	---	---	---	---	---	---	---	---



# Olsen C

*Jorge Pensi*





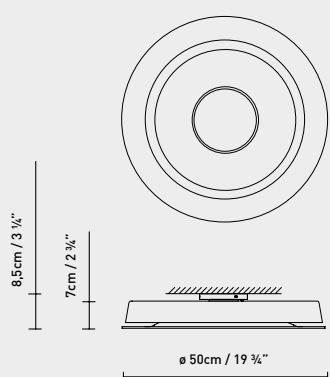


Plafón de aluminio y difusor de PMMA blanco opal. Disponible en acabado blanco satinado, o negro brillo.

Aluminium ceiling lamp and opal white PMMA diffuser. Available in a satin white, or shiny black finish.

*Erhältlich in Weiß matt und Schwarz glänzend. Verfügbar in den Ausführungen Weiß satiniert, oder Schwarz glänzend.*

Fluo. circ. 60W (26x13)



White (satin)

Black (shiny)



# Ondas C/W

*Miguel Ángel Ciganda*

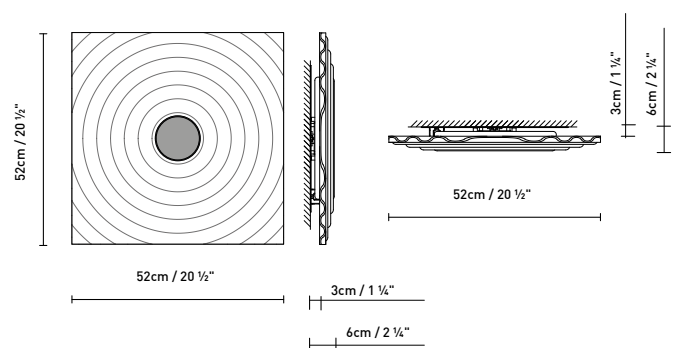


Plafón fluorescente compuesto por un difusor de PMMA blanco opal, de corte cuadrado y embellecedor cromado en el centro.

Fluorescent ceiling and wall lamp with a PMMA opal white square shade and chrome trim in the centre.

Deckenleuchte mit Leuchtstoff-Lichtquelle. Besteht aus quadratischem Diffusor aus opalweißem PMMA und Chrom-Verblendung im Zentrum.

Fluo. circ. 22W + 40W (2Gx13)



Opal white



# Phi C

*David Abad*

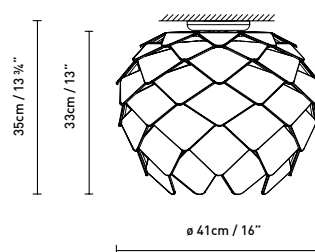


Plafón de inspiración escandinava de estructura metálica y ABS. Acabado blanco mate texturado.

A Scandinavian-inspired ceiling lamp with a metallic structure and ABS. Textured matte white finish.

*Deckenleuchte mit skandinavischem Einschlag, Metallstruktur und ABS. Ausführung matt Weiß texturiert.*

LED glob. 9W (E27)  
Fluo. glob. max. 23W (E27)  
Halo. ECO max. 70W (E27)



White (matte)



# Quadrat C

*Jorge Pensi*





Plafón de forma cuadrada, fabricado en madera laminada de roble. Disponible en tres acabados: roble natural, wengué y blanco mate. Difusor inferior de film termorretráctil y difusor superior de policarbonato.

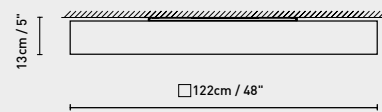
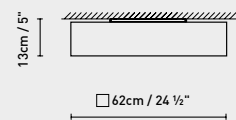
Square ceiling lamp, made from oak laminate. Available in three finishes: natural oak, wenge and matte white. Lower shade made from heat-shrunk film, and upper shade from polycarbonate.

Quadratische Deckenleuchte aus Eichen-Schichtpressholz. Erhältlich in drei Ausführungen: Eiche natur, Wengué-Furnier und matt Weiß. Unterer Diffusor aus wärmeschrumpfender Folie, oberer Diffusor aus Polykarbonat.

- ◊ C60x60 LED: LED 5 x 8W 6700lm 350mA 3000K CRI>80 230V
- C60x60 FLUO: Fluo. 4 x 24W (G5)
- C120x120 LED: LED 7 x 16W 18760lm 350mA 3000K CRI>80 230V
- C120x120 FLUO: Fluo. 6 x 28/54W (G5)

C60x60

C120x120



White       Oak       Wenge





# Ronda C

*Jorge Pensi*

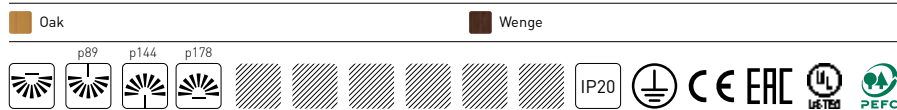
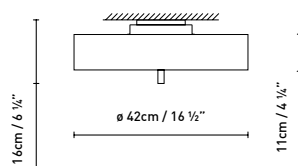


Plafón con cuerpo de madera curvada acabada en roble natural o wengué. Difusor de poliamida opal mate.

Fluo. circ. 40W (2Gx13)

Ceiling lamp with a curved wood body in natural oak or wenge. Matte opal polyamide diffuser.

Deckenleuchte mit Schirm aus gebogenem Holz, Ausführungen Eiche Natur oder Wengué. Diffusor aus Polyamid, Opalweiß matt.



# Tree Series C

*Werner Aisslinger*





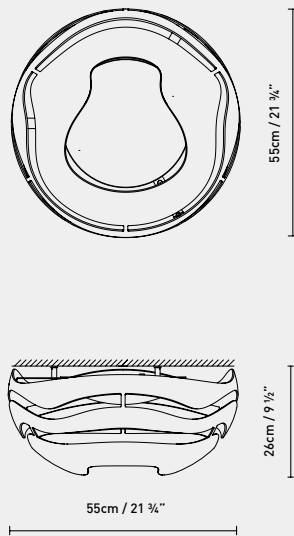
Plafón de estética orgánica, con pantalla de aluminio. Luz directa y reflejada. Disponible en acabados monocolor blanco o negro texturados mate, y bicolor blanco o negro texturados mate con interior oro.

Ceiling lamp with an organic look and aluminium shade. Direct and reflected light. Available in textured monochromatic white or black matte finishes, and textured two-toned matte black and white, with a gold interior.


Deckenleuchte mit organischer Ästhetik, Schirm aus Aluminium. Direktes Licht und Reflektor. Erhältlich in den Ausführungen einheitlich Weiß oder Schwarz matt bzw. zweifarbig Schwarz und Weiß, matt texturiert, innen Gold.

◊ C50 LED: LED 19,5W 2350lm 700mA 3000K CRI>80 DIM 230V  
C50 HALO: Halo. ECO 2 x max. 130W (R7s)

C50



<input type="checkbox"/> <input type="checkbox"/>	White (matte) / white (matte)	<input type="checkbox"/> <input type="checkbox"/>	White (matte) / gold (matte)
<input type="checkbox"/> <input type="checkbox"/>	Black (matte) / black (matte)	<input type="checkbox"/> <input type="checkbox"/>	Black (matte) / gold (matte)



# Veroca

*Miguel Ángel Ciganda*





Designed in 1996

Luminaria de techo, compuesta por un difusor textil ignífugo, un cuerpo lumínico y cuatro muelles tensores, con sus respectivos soportes. El difusor textil puede lavarse a máquina y plancharse, sin perder sus características. La combinación de varios difusores textiles permite múltiples composiciones. Disponible en color blanco o crudo.

Veroca se fabrica en cuatro tamaños, todos ellos disponibles con lámparas fluorescentes o LED. La versión fluorescente G13 se comercializa con equipo convencional, electrónico o electrónico-dimable. Las versiones fluorescentes G5 y 2G11 están disponibles con equipo electrónico o dimable. La versión LED porta un equipo electrónico-dimable.

Ceiling lamp featuring a non-flammable textile diffuser, light-up body and four tension springs, with their respective supports. The textile diffuser can be machine washed and ironed without losing its features. The combination of various textile diffusers allows for multiple arrangements. Available in white or natural white.

The Veroca comes in four sizes, all available with fluorescent or LED bulbs. With regards to their systems, the G13 fluorescent version is sold in conventional, electronic or dimmable-electronic versions; the G5 and 2G11 fluorescent versions, in electronic or dimmable; and the LED version features an electronic-dimmable system.

*Deckenleuchte mit feuerfestem Textildiffusor, Leuchtenkörper und vier Spannfedern mit ihrer jeweiligen Halterung. Der Textildiffusor ist ohne Verlust seiner Eigenschaften in der Maschine waschbar und bügelfest. Die Kombination mehrerer Textildiffusoren eröffnet vielfältige Gestaltungsmöglichkeiten. Erhältlich in Weiß oder Leinen.*

*Veroca wird in vier Größen hergestellt und alle Ausführungen sind mit Leuchtstofflampen oder LEDs erhältlich. Die Ausführung mit G13-Leuchtstofflampe wird mit konventioneller Elektrik, elektronischem Vorschaltgerät oder elektronischem Dimmer angeboten. Die Ausführungen mit G5-Leuchtstofflampe und zwei 2G11-Leuchtstofflampen sind mit elektronischem Vorschaltgerät oder Dimmer lieferbar. Die LED-Ausführung ist mit elektronischem Dimmer ausgestattet.*

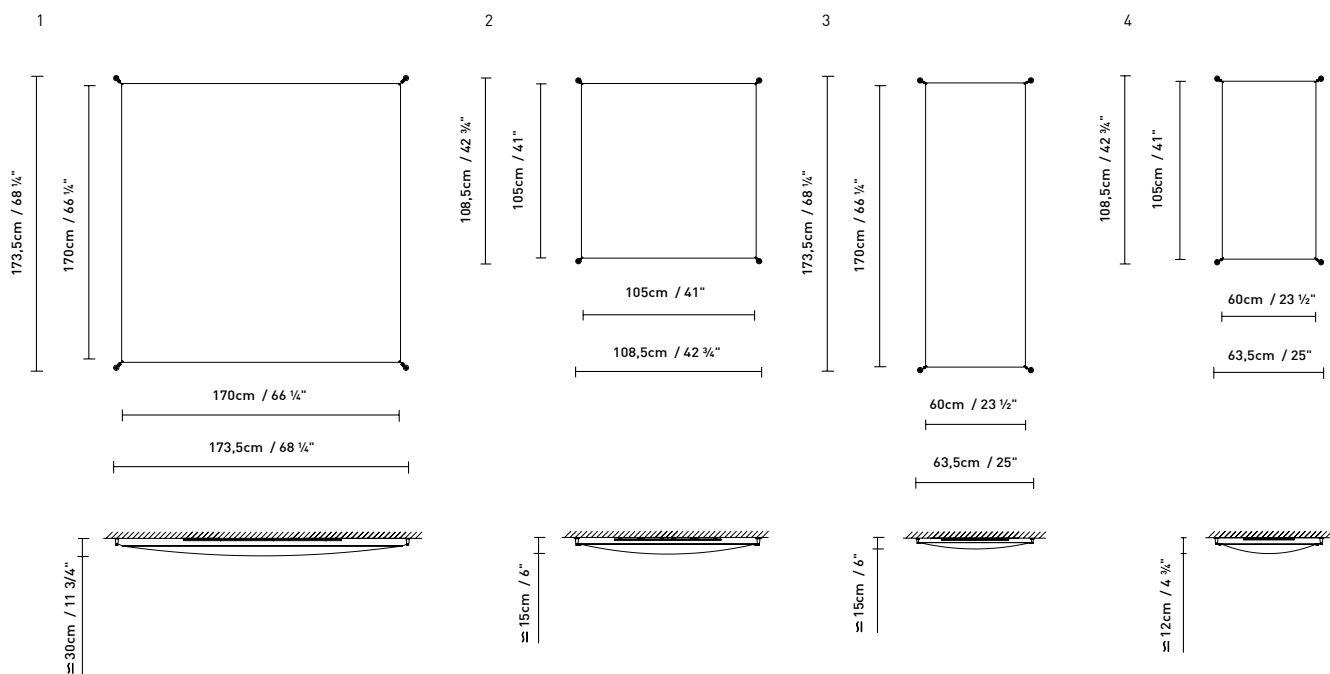


1 LED: LED 6 x 21W 19080lm 450mA 3000K CRI>80 DIM 230V  
 1 (G13): Fluo. 6 x 36W (G13)  
 1 (2G11): Fluo. 6 x 55W (2G11)  
 1 (G5): Fluo. 6 x 28/54W (G5)

2 LED: LED 4 x 10,5W 6360lm 450mA 3000K CRI>80 DIM 230V  
 2 (G13): Fluo. 4 x 18W (G13)  
 2 (2G11): Fluo. 4 x 36W (2G11)  
 2 (G5): Fluo. 4 x 14/24W (G5)

3 LED: LED 2 x 21W 6360lm 450mA 3000K CRI>80 DIM 230V  
 3 (G13): Fluo. 2 x 36W (G13)  
 3 (G5): Fluo. 2 x 28/54W (G5)

4 LED: LED 2 x 10,5W 3180lm 450mA 3000K CRI>80 DIM 230V  
 4 (G13): Fluo. 2 x 18W (G13)  
 4 (G5): Fluo. 2 x 14/24W (G5)



White

Natural white



IP20



CE

EAC



DIM





# Veroca Print

*Miguel Ángel Ciganda*



Además de fabricarse en blanco y crudo, los modelos 1 y 2 de Veroca están disponibles en versión serigrafiada. Se puede optar entre modelos estándar o personalizarla a gusto del consumidor, con la imagen deseada. Para personalizar la Veroca 3 y 4 consultar.

#### Cómo realizar un pedido:

- 1.- Enviar un archivo digitalizado (eps/tif) de unos 30 cm. de lado y a 300 ppp de resolución e indicar el encuadre elegido.
- 2.- Indicar la cantidad.
- 3.- Especificar nombre, tamaño y potencia de la luminaria.
- 4.- Concretar el tipo de equipo.
  - \* La imagen reproducida en soporte papel no es exacta a la reproducción en soporte de tela.
  - \* Para serigrafías de tonalidades muy oscuras, recomendamos utilizar el cuerpo lumínico de mayor rendimiento.

In addition to coming in white or natural colour, versions 1 and 2 of Veroca are available in a silk-screen printed version. Opt between the standard models or personalized with the desired image of the consumer's choice. Consult to personalize Veroca 3 and 4.

#### How to order:

- 1.- Send a digitalized file (eps/tif) of approximately 30 cm. long and with a resolution of 300 dpi and indicate the chosen framing.
- 2.- Indicate the quantity.
- 3.- Specify the name, size and power.
- 4.- Define the type of equipment.
  - \* The reproduced image on paper is not exactly the same as the reproduction on cloth.
  - \* The use of the high performance light body is recommended for silk-screen prints in dark shades.

*Die Modelle 1 und 2 von Veroca sind neben den Versionen in weiß oder roh auch mit Siebdruckfarbe verfügbar. Es stehen Standardmodelle zur Auswahl oder man kann das Modell nach eigenem Geschmack mit einem Bild nach Wunsch persönlich gestalten. Bitte fragen Sie nach, wenn Sie die Modelle Veroca 3 und 4 persönlich gestalten möchten.*

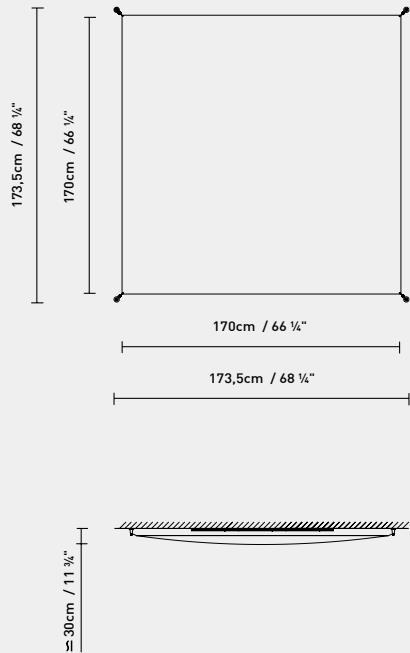
#### *Sie können folgendermaßen bestellen:*

- 1.- *Schicken Sie eine Digitaldatei (eps/tif) mit ca. 30 cm Seitenlänge und mit einer Auflösung von 300 dpi ein und geben Sie den gewählten Bildausschnitt an.*
- 2.- *Geben Sie die Menge an.*
- 3.- *Geben Sie Namen, Größe und Leistung an.*
- 4.- *Konkretisieren Sie die Geräteart.*
  - \* *Das Bild auf einem Papieruntergrund ist nicht genau das gleiche wie die Wiedergabe auf Textil.*
  - \* *Für Serigraphien in sehr dunklen Tönen wird die Verwendung eines Leuchtkörpers höherer Leistung empfohlen.*

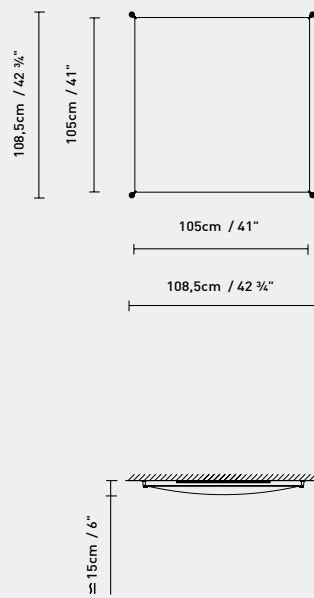
◊ PRINT 1 LED: LED 6 x 21W 19080lm 450mA 3000K CRI>80 DIM 230V  
 PRINT 1 (G13): Fluo. 6 x 36W (G13)  
 PRINT 1 (2G11): Fluo. 6 x 55W (2G11)  
 PRINT 1 (G5): Fluo. 6 x 28/54W (G5)

PRINT 2 LED: LED 4 x 10,5W 6360lm 450mA 3000K CRI>80 DIM 230V  
 PRINT 2 (G13): Fluo. 4 x 18W (G13)  
 PRINT 2 (2G11): Fluo. 4 x 36W (2G11)  
 PRINT 2 (G5): Fluo. 4 x 14/24W (G5)


PRINT 1



PRINT 2



FLOWER



ROAD



BIO



SLIDE



CRISTALERA



CIELO



GLOBOS





**Luminarias de pared**

Wall lamps

*Wandleuchten*

**Decorative Lighting**

A3-A4  
*Stone Designs*





a\_Forest W  
*Fabien Dumas*





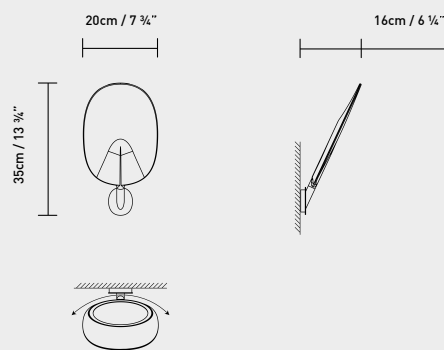


Aplique LED formado por cuerpos lumínicos de formas orgánicas, ligeramente orientables. Fabricado en PUR. Acabados: blanco, salmón y turquesa, todos ellos mate.

LED wall lamp with lighting bodies featuring organic forms. Limited adjustability. Made of PUR. Finishes: white, salmon and turquoise, all matte.

LED-Wandleuchte mit organisch geformten, eingeschränkt ausrichtbaren Leuchtenkörpern. Aus PUR hergestellt. Ausführungen: Weiß, Lachsrot und Türkis, jeweils matt.

LED 9W 1221lm 500mA 2700K CRI>80 110-230V



White (matte)       Salmon (matte)       Turquoise (matte)



## Blux System W



## Blux System

---

Fue en 1980 cuando la aportación creativa de Guillermo Capdevila dio un giro a la estrategia de producto de B.lux. La orientación clásica de las luminarias de la marca fabricante dio un paso firme hacia el diseño contemporáneo, a través del talento creador del diseñador chileno, licenciado en el Royal College de Londres.

Desde mediados del siglo pasado, el carácter de los diseños de Arne Jacobsen y de Richard Sapper convirtió al flexo en un elemento de identificación de los fabricantes más importantes. En este contexto nace en 1981 Blux System: una familia de luminarias con diferentes aplicaciones, que comparten componentes básicos comunes.

La innovación del sistema gira entorno a la patente de una rótula de fricción que permite un movimiento suave y equilibrado de las articulaciones que componen cada uno de los modelos.

De líneas sobrias y paleta de colores austera, la familia Blux System ofrece una gran comodidad de manejo por parte del usuario, al tiempo que reduce su volumen al mínimo, al recoger la luminaria.

Tras 35 años de éxito internacional de esta colección, B.lux reedita Blux System utilizando la misma tecnología que en sus orígenes, y recuperando los mismos procesos artesanales de fabricación.

## Blux System

---

It was in 1980 when Guillermo Capdevila's creative contribution took B.lux's product strategy in another direction. The lamp manufacturer's more traditional approach took a firm step towards contemporary design thanks to the creative talent of the Chilean designer, a Royal College of London graduate.

In the mid 20th century the designs of Arne Jacobsen and Richard Sapper turned the flexo lamp into a hallmark of the most important manufacturers. Against this backdrop the Blux System came out in 1981, a family of lamps with different applications but sharing common building blocks.

The system's innovation revolves around a patented ball joint system that allows for the smooth and balanced movement of the couplings making up each of the models.

Featuring sober lines and an austere palette of colours, the Blux System family is easy for users to handle, while boasting a convenient, minimised size.

After this collection's 35 years of international success, B.lux is rereleasing the Blux System, using the same technology employed when it came out, and the same artisanal manufacturing processes.

## Blux System

---

1980 veränderte sich durch den kreativen Beitrag Guillermo Capdevilas die Produktstrategie von B.lux grundlegend. Das Unternehmen nahm Abschied von ihrem klassisch orientierten Sortiment und setzt seither – getragen vom schöpferischen Talent des chilenischen Designers mit Diplom des Londoner Royal College of Art – entschlossen auf zeitgenössisches Design.

Um die Mitte des 20. Jahrhunderts eroberten Flexolampen nach und nach die Kataloge der führenden Hersteller, nicht zuletzt dank der fortschrittlichen Designs von Arne Jacobsen und Richard Sapper. In diesem Umfeld wurde 1981 Blux System aus der Taufe gehoben – eine umfassende Leuchtenfamilie mit diversen Anwendungsmöglichkeiten und einem gemeinsamen Nenner bei den Grundkomponenten.

Das Innovative an dem System waren die patentierten Reibungsgelenkarme, die der Leuchte Stabilität und Gleichgewicht verleihen und dafür sorgen, dass sich alle verschiedenen Modelle bequem ausrichten lassen.

Klare Linien, nüchterne Farbpalette, und obendrein bietet die Familie Blux System hohen Bedienkomfort für den Benutzer. Dabei ist sie im eingeholten Zustand ausgesprochen platzsparend.

Nach 35 international erfolgreichen Jahren legt B.lux die Familie Blux System nun neu auf. Dabei kommen dieselben Technologien und handwerklichen Herstellungsprozesse wie damals zum Einsatz.



---

#### Designed in 1981

---

**Aplique articulado, diseñado a finales de los años 70, siguiendo el estilo de la escuela inglesa. La sencillez de sus formas queda reflejada en sus articulaciones de fricción, y en su pantalla de aluminio. Acabados: negro mate, rojo mate, o beige satinado, todos ellos con interior de pantalla blanco satinado. Disponible en tres tamaños.**

Articulated wall lamp designed in the late 70s in the style of the English school. The simplicity of its forms is reflected in its friction swivel joints and aluminium shade. Finishes: matte black, matte red or satin beige. Shade with a satin white interior. Available in three sizes.

*Wandleuchte mit verstellbaren Gelenken, designt Ende der 70er Jahre im Stil der englischen Schule. Ihre schlichten Formen entsprechen der Funktionalität der Friktionsgelenke zur Ausrichtung des Aluminiumschirms. Ausführungen: matt-schwarz, matt-rot, oder Beige satiniert, Schirminnenseite jeweils Weiß satiniert. Lieferbar in drei Größen.*



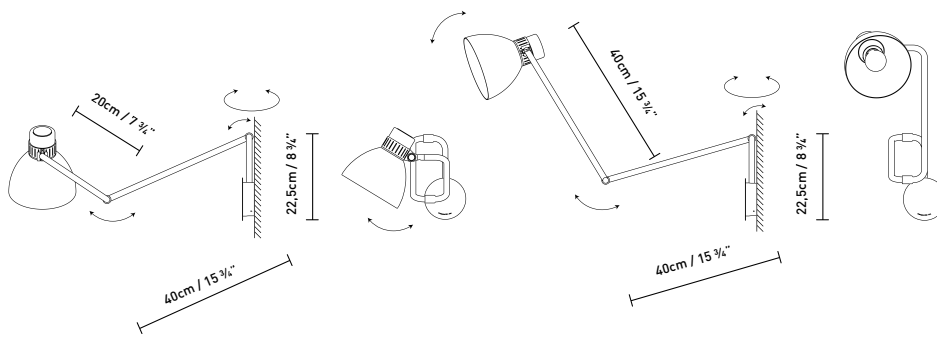


◇ W20 / W20 PLUG-IN: LED 10W (E27)  
 Fluo. max. 11W (E27)  
 Halo. classic. max. 57W (E27)

◇ W40 / W40 PLUG-IN: LED 10W (E27)  
 Fluo. max. 11W (E27)  
 Halo. classic. max. 57W (E27)

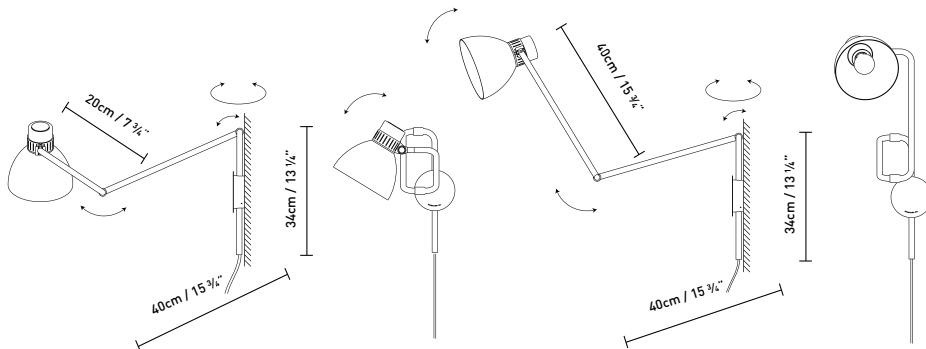
W20

W40




W20 PLUG-IN

W40 PLUG-IN



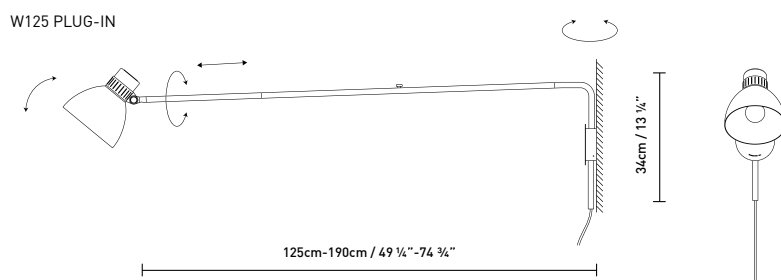
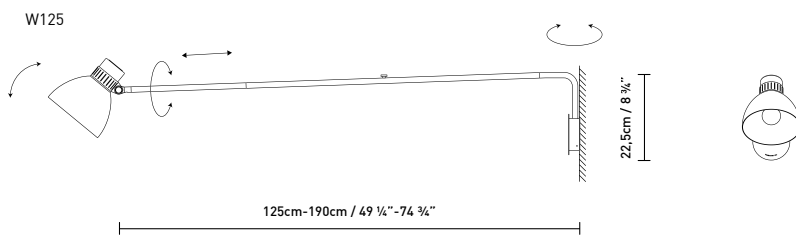
Black (matte)
  Red (matte)
  Beige (satin)








◊ W125 / W125 PLUG-IN: LED 10W (E27)  
 Fluo. max. 11W (E27)  
 Halo. classic. max. 57W (E27)



■ Black (matte)      ■ Red (matte)      ■ Beige (satin)

p122   p152   p186

C\_Ball W  
*Stone Designs*





Aplique decorativo formado por una esfera de vidrio opal y partes metálicas acabadas en latón mate, o en barniz negro. Disponible en dos versiones: iluminación ambiental (1L), o iluminación ambiental más puntual para lectura (2L).

Decorative wall lamp consisting of an opal glass sphere and metal components finished in matte brass or black varnish. Available in two versions: diffused light (1L), or diffused light and adjustable beam for reading (2L).

*Dekorative Wandleuchte mit einer Opalglaskugel und Metallteilen in den Ausführungen Blech matt oder Schwarz lackiert. Verfügbar in zwei Versionen: Indirekte Beleuchtung (1L), oder Indirekte Beleuchtung und Leselampe (2L).*

W (1L): LED 6W (E14)

Fluo. max. 12W (E14)

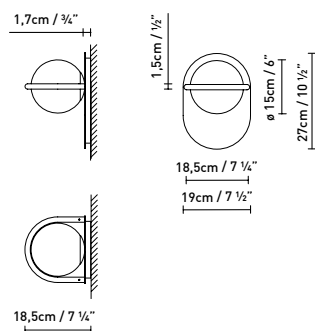
Halo. max. 46W (E14)

W (2L): LED 6W (E14) + LED 4,5W 546lm 250mA 3000K CRI80

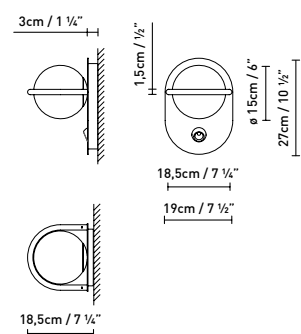
Fluo. max. 12W (E14) + LED 4,5W 546lm 250mA 3000K CRI80

Halo. max. 46W (E14) + LED 4,5W 546lm 250mA 3000K CRI80

W (1L)





W (2L)



Brass (matt)

Black (matte)



# Cone Light W

*Werner Aisslinger*

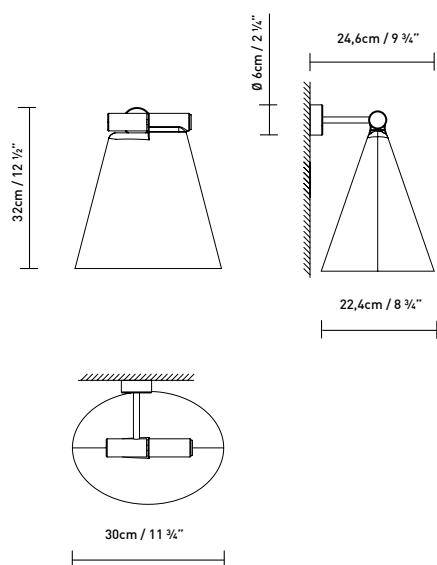


Aplique de porcelana traslúcida vitrificada. Disponible en acabado blanco mate texturado, con herrajes de cobre. Luz tenue en su entorno, y luz directa inferior.

Vitrified translucent porcelain wall lamp. Available in texturized matte white, with copper fittings. A soft glow around it, and direct light below.

Wandleuchte aus lichtdurchlässiger, glasierter Porzellan. Erhältlich in Weiß matt texturiert mit Kupferbeschlägen. Gedämpfte Ausleuchtung der Umgebung, direktes Licht nach unten.

LED 15W (E27)  
Fluo. max. 30W (E27)  
Halo. ECO max. 70W (E27)



White (matte)



IP20



CE EAC



# Dolce

*Miguel Ángel Ciganda*





Designed in 1998

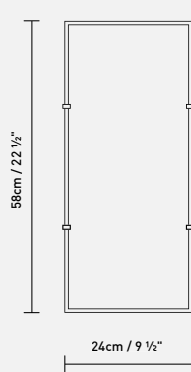
Apliques con difusor de tela en color crudo. Disponible en tres tamaños, y con equipo convencional o electrónico.

Wall lamps with natural white fabric shade. Available in three sizes, with conventional or electronic ballast.

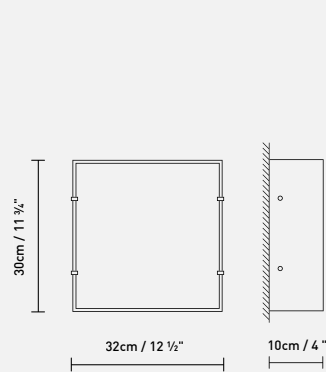
Wandleuchte mit leinenfarbenem Textildiffusor. Verfügbar in drei Größen mit konventioneller Elektrik oder elektronischem Vorschaltgerät.

- ◊ W1 LED: LED 15,7W 2510lm 450mA 3000K CRI>80 230V  
W1 FLUO: Fluo. 36W (2G11)
- W2 LED: LED 2 x 4W 1890lm 350mA 3000K CRI>80 110-230V  
W2 FLUO: Fluo. 2 x 18W (2G11)
- W3 LED: LED 3 x 10,5W 5010lm 450mA 3000K CRI>80 230V  
W3 FLUO: Fluo. 3 x 18W (G13)

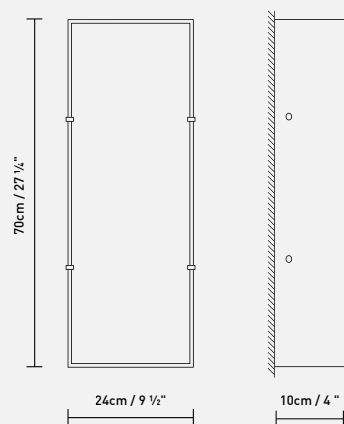
W1



W2



W3



◊ Natural white



IP20



CE


EAC





# Eliana W

*Manel Ybargüengoitia*



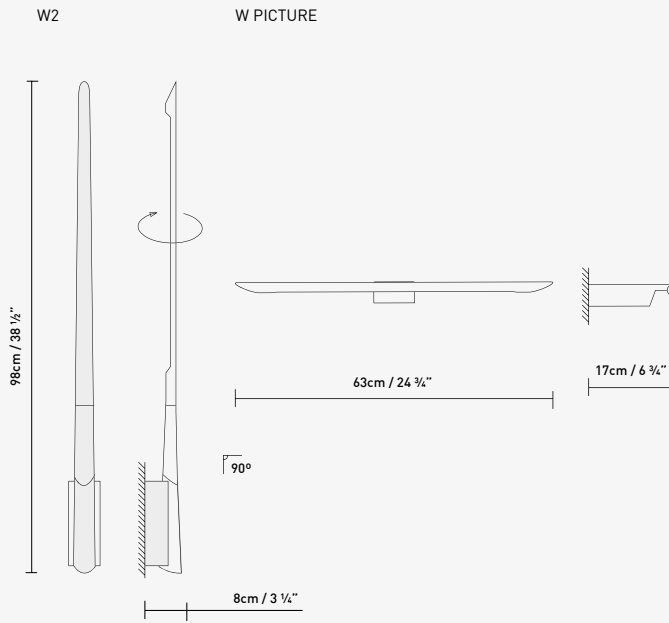


**Aplique de estructura metálica, disponible en dos acabados: blanco mate texturado, o gris brillo. Fluorescente o LED.**

Metallic structure wall light, available in two finishes: textured matte white or shiny grey. Fluorescent or LED.

Wandleuchte mit Metallstruktur, in zwei Ausführungen erhältlich: Weiß matt mit Textur oder glänzend Grau. Leuchtstofflampe oder LED.

◊ W2 LED: LED 7,35W 1000lm 350mA 3000K CRI>80 110-230V  
 W2 FLUO: Fluo. 13W ø7mm (w4,3)  
 W PICTURE LED: LED 7,35W 1000lm 350mA 3000K CRI>80 110-230V  
 W PICTURE FLUO: Fluo. 13W ø7mm (w4,3)



White (matte)                       Grey (shiny)

p157

Marc W  

---

David Abad



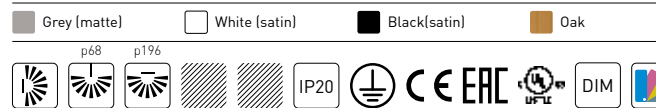
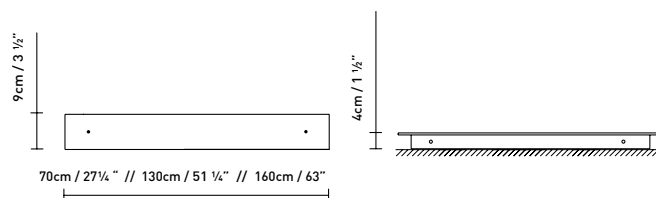


Aplique fabricado en aluminio con difusor de policarbonato y luz directa (1L), indirecta (1L), o ambas (2L). Disponible en varios acabados: gris mate, blanco satinado, negro satinado o laminado en madera de roble. Fluorescente o LED, disponible versión dos encendidos y versión dimmer. Otras medidas, otros acabados y kit de emergencia opcionales.

Wall lamp made from aluminium, with a polycarbonate shade and direct light (1L), indirect light (1L) or both (2L). Available in several finishes: matte grey, satin white, satin black, or oak veneer. Fluorescent or LED, two "on" settings and dimmer versions available. Other measurements, finishes, and emergency kit also available.

Wandleuchte aus Aluminium mit Polykarbonatdiffusor für direkte Beleuchtung (1L), indirekte Beleuchtung (1L) oder beides (2L). Verfügbar in mehreren Ausführungen: matt-grau, weiß satiniert, schwarz satiniert oder Eichenfurnier. Leuchtstofflampen oder LED als Versionen mit zwei Schaltstufen oder Dimmer verfügbar. Es gibt auf Wunsch Ausführungen mit anderen Abmessungen und ein Notbeleuchtungs-Set.

- ◇ W70 (1L) LED: LED 10,5W 1670lm 450mA 3000K CRI>80 230V
- W70 (1L) FLUO: Fluo. 14/24W (G5)
- W70 (2L) LED: LED 2 x 10,5W 3340lm 450mA 3000K CRI>80 230V
- W70 (2L) FLUO: Fluo. 2 x 14/24W (G5)
- W130 (1L) LED: LED 21W 3340lm 450mA 3000K CRI>80 230V
- W130 (1L) FLUO: Fluo. 28/54W (G5)
- W130 (2L) LED: LED 2 x 21W 6680lm 450mA 3000K CRI>80 230V
- W130 (2L) FLUO: Fluo. 2 x 28/54W (G5)
- W160 (1L) LED: LED 26,2W 4180lm 450mA 3000K CRI>80 230V
- W160 (1L) FLUO: Fluo. 35/49W (G5)
- W160 (2L) LED: LED 2 x 26,2W 8360lm 450mA 3000K CRI>80 230V
- W160 (2L) FLUO: Fluo. 2 x 35/49W (G5)



# Marc Dos W

*David Abad*




**Aplique fabricado en aluminio con difusor de policarbonato y luz directa (1L), indirecta (1L), o ambas (2L). Disponible en varios acabados: gris mate, blanco satinado, negro satinado, o laminado en madera de roble. Fluorescente o LED, disponible versión dos encendidos y versión dimmer. Otras medidas, otros acabados y kit de emergencia opcionales.**

Wall lamp made from aluminium, with a polycarbonate shade and direct light (1L), indirect light (1L) or both (2L). Available in several finishes: matte grey, satin white, satin black, or oak veneer. Fluorescent or LED, two "on" settings and dimmer versions available. Other measurements, finishes, and emergency kit also available.

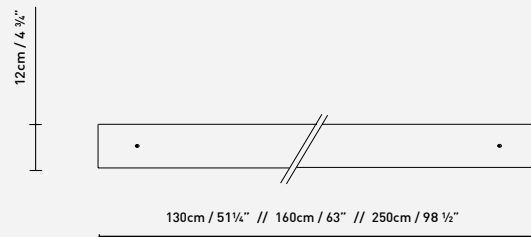
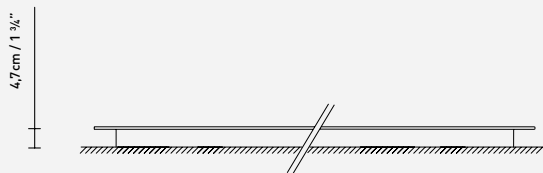
*Wandleuchte aus Aluminium mit Polykarbonatdiffusor für direkte Beleuchtung (1L), indirekte Beleuchtung (1L) oder beides (2L). Verfügbar in mehreren Ausführungen: matt-grau, weiß satiniert, schwarz satiniert oder Eichenfurnier. Leuchtstofflampen oder LED als Versionen mit zwei Schaltstufen oder Dimmer verfügbar. Es gibt auf Wunsch Ausführungen mit anderen Abmessungen und ein Notbeleuchtungs-Set.*





- ◊ W130 (1L) LED: LED 21W 3340lm 450mA 3000K CRI>80 230V
- W130 (1L) FLUO: Fluo. 28/54W (G5)
- W130 (2L) LED: LED 2 x 21W 6680lm 450mA 3000K CRI>80 230V
- W130 (2L) FLUO: Fluo. 2 x 28/54W (G5)
- W160 (1L) LED: LED 26,2W 4180lm 450mA 3000K CRI>80 230V
- W160 (1L) FLUO: Fluo. 35/49W (G5)
- W160 (2L) LED: LED 2 x 26,2W 8360lm 450mA 3000K CRI>80 230V
- W160 (2L) FLUO: Fluo. 2 x 35/49W (G5)

- ◊ W250 (1L) LED: LED 44,6W 7100lm 450mA 3000K CRI>80 230V
- W250 (1L) FLUO: Fluo. 2 x 28/54W (G5)
- W250 (2L) LED: LED 2 x 44,6W 14200lm 450mA 3000K CRI>80 230V
- W250 (2L) FLUO: Fluo. 4 x 28/54W (G5)



Grey (matte)    
  White (satin)    
  Black (satin)    
  Oak

# Nora





**Aplique de superficie o empotrado, realizado en acero inoxidable acabado satinado y difusor de policarbonato. Permite incorporar múltiples pictogramas.**

**\* Colocación con plaster kit o concrete box.**

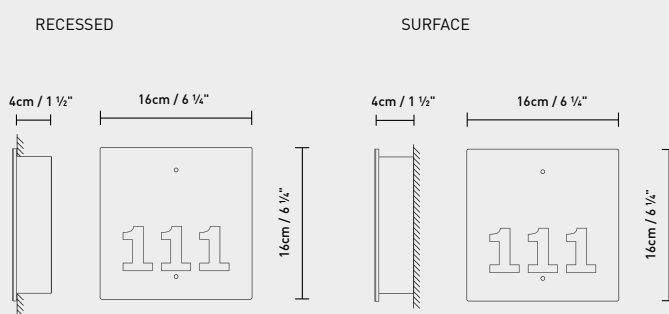
Surface or recessed wall lamp, made out of stainless steel satin finish and a polycarbonate diffuser. Multiple pictograms may be incorporated.

**\* Mounting with plaster kit or concrete box.**

Wandleuchte auf der Oberfläche oder unter Putz aus Inox-Stahl satiniert, mit Diffusor aus Polycarbonat. Bietet die Möglichkeit, Piktogramme einzufügen.

**\* Anbringung mit Plaster kit oder Concrete box.**

◊ LED: LED 8,7W 1260lm 350mA 3000K CRI>80 110-230V  
FLUO: Fluo. comp. 9W [Gx53]




■ Stainless steel (satin)

# Olympia W-U

---

*Jorge Pensi*





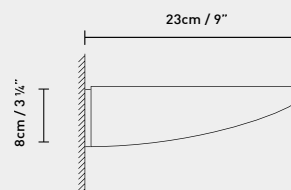
Designed in 1988

Aplique fabricado en aluminio. Disponible en acabado raw, y también en aluminio brillo.

Wall lamp crafted in aluminium. Available in raw finish, and also in shiny aluminium.

Wandleuchte aus Aluminium. Verfügbar in raw Ausführung und auch in glänzend Aluminium.

W-U LED: LED 13W 1190lm 3000K CRI>80 230V  
W-U HALO: Halo. max. 200W (R7s)






Ovo  

---

*Gemma Bernal*





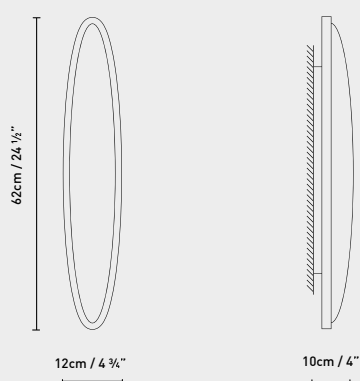
Designed in 1996

Aplique fluorescente o LED fabricado en metal acabado en gris mate.

Fluorescent or LED wall lamp in matte grey finish metal.

Wandleuchte mit Leuchtstoffröhre oder LED aus Metall in der Ausführung matt grau.

LED: LED 8W 1280lm 350mA 3000K CRI>80 230V  
FLUO: Fluo. 36W (2G11)



Grey (matte)



Petite W  
*Miguel Herranz*



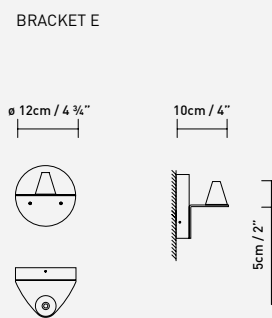
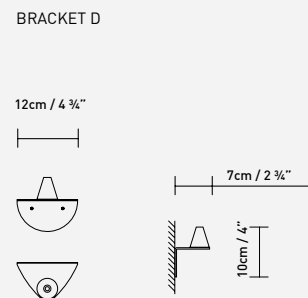
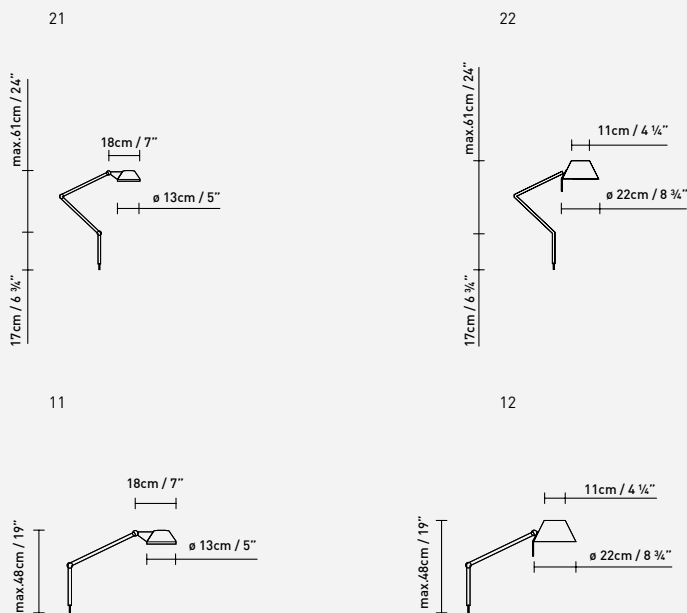
**Aplique articulado, compuesto por estructura metálica y soporte, fabricado en aluminio extruido. Disponible con pantalla de aluminio y policarbonato, o con pantalla textil acabado crudo. Acabados: gris mate, anodizado plata brillo, o blanco mate. Se fabrica en dos tamaños.**

Articulated wall lamp made up of a metallic structure and bracket, crafted in extruded aluminium. Available with an aluminium and polycarbonate or a natural white textile shade. Finishes: matte grey, anodised shiny silver or matte white. Made in two sizes.

Wandleuchte mit Gelenkarm, bestehend aus Leuchtenstruktur und Halterung, hergestellt aus extrudiertem Aluminium. Verfügbar mit Reflektorkopf aus Aluminium und Polykarbonat oder mit leinenfarbenem Textilschirm. Ausführungen: matt-grau, anodisiert-glänzend Silver oder matt-weiß. Wird in zwei Größen hergestellt. Wird in zwei Größen hergestellt.

◊ W21: LED 6W (E14)  
Halo. classic max. 46W (E14)  
W22: LED 10W (E27)  
Halo. classic max. 57W (E27)

◊ W11: LED 6W (E14)  
Halo. classic max. 46W (E14)  
W12: LED 10W (E27)  
Halo. classic max. 57W (E27)



Grey (matte)   
  Silver (shiny)   
  White (matte)

p246    p139    p172





# Petite Clamp

*Miguel Herranz*





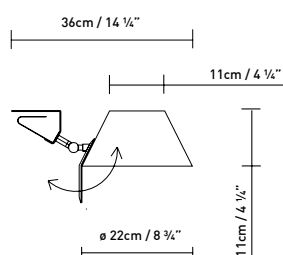


Luminaria portátil con función pinza. Estructura metálica, disponible en acabados gris mate, anodizado plata brillo, o blanco mate. Pantalla textil acabado crudo.

Portable lamp with clamp function. Metallic structure available in matte grey, anodised shiny silver, or matte white finishes. Natural white textile shade.

Mobile Leuchte mit Klemme. Metallstruktur in verschiedenen Ausführungen: matt-grau, anodisiert-glänzend Silver oder matt-weiß. Leinenfarbener Textilschirm.

LED 10W (E27)  
Halo. classic max. 57W (E27)



<input checked="" type="checkbox"/> Grey (matte)	<input type="checkbox"/> Silver (shiny)	<input type="checkbox"/> White (matte)
p244	p139	p172
		IP20



# Q.Bo C/W

Carlos Serra



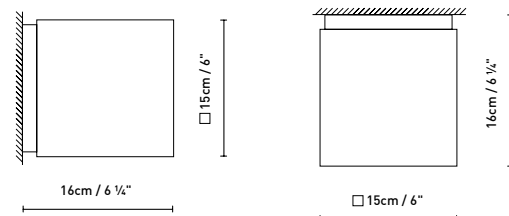
Designed in 1998

Aplique o plafón con difusor de policarbonato blanco opal y base de aluminio pintada en blanco mate. Equipo electrónico.

Wall or ceiling lamp with an opal white polycarbonate diffuser and aluminium base painted in matte white. Electronic equipment.

Wand- oder Deckenleuchte mit opalweißem Polykarbonat-Diffusor und Fuß aus lackiertem Aluminium in Weiß matt. Elektrik.

LED: LED 8,7W 650lm 2700K CRI>80 230V  
FLUO: Fluo. 18W (GX24 q-2)



White (matte)



# Quadrat W

Jorge Pensi

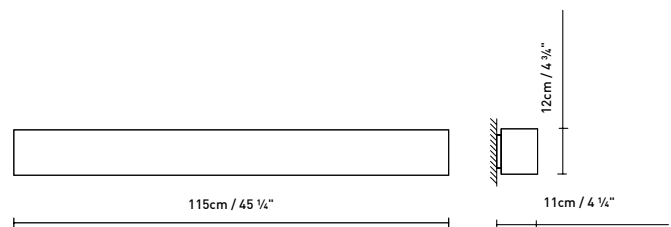


Aplique fabricado en madera laminada de roble. Disponible en tres acabados: blanco mate, roble natural o wengué. Difusor inferior de film termorretráctil y difusor superior de policarbonato.

Wall lamp made from oak laminate. Available in three finishes: matte white, natural oak, and wenge. Lower shade made from heat-shrunk film, and upper shade from polycarbonate.

Wandleuchte aus Eichen-Schichtpressholz. Erhältlich in drei Ausführungen: mattweiß, Eiche natur, und Wengué-Furnier. Unterer Diffusor aus wärmeschrumpfender Folie, oberer Diffuser aus Polycarbonat.

LED: LED 32W + 8W 6720lm 350mA 3000K CRI>80 230V  
FLUO: Flu. 2 x 55W [2G11]



# Regina W

Jorge Pensi



Designed in 1988

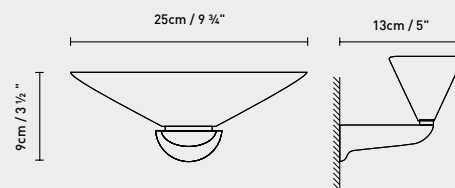
Aplique de pared de luz indirecta fabricado en aluminio inyectado. Disponible en acabado raw, y también en aluminio brillo combinable con pantallas de aluminio brillo, de vidrio blanco o de vidrio azul. Versión LED, no disponible con pantallas de vidrio.

Indirect light wall lamp crafted of injected aluminium. Available in a raw finish, and also in shiny aluminium with shades in shiny aluminium, white glass or blue glass. LED version is not available with glass shades.

Wandleuchte mit indirektem Licht, hergestellt aus Druckguss-Aluminium. Verfügbar in Raw-Gestaltung (Metall unbehandelt) und auch in glänzend Aluminium in Kombination mit Schirmen aus Aluminium bzw. aus weißem oder blauem Glas. Aluminium. LED version mit Glos-Schirm nicht verfügbaren.



LED: LED 17,5W 1550lm 3000K CRI>80 230V  
HALO: Halo. max. 200W (R7s)



DELTA ADI FAD 1988

Raw Aluminium (shiny)  
Blue White



# Sare

*Héctor Fernández*

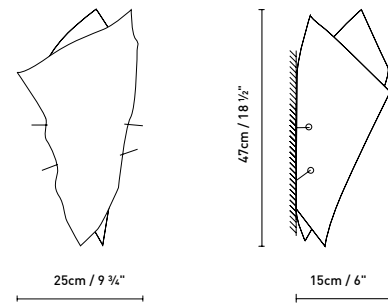


**Aplique con doble apantallamiento de nomex y tela metálica inoxidable.**

Wall lamp with double shade produced in nomex and stainless metallic textile.

*Wandleuchte mit doppeltem Schirm aus Nomex und rostfreiem Metallstoff.*

LED 2 x 2,5W (G9)  
Halo. max. 60W + halo. max. 33W (G9)



Stainless steel (satin)





Speers W  
*David Abad*

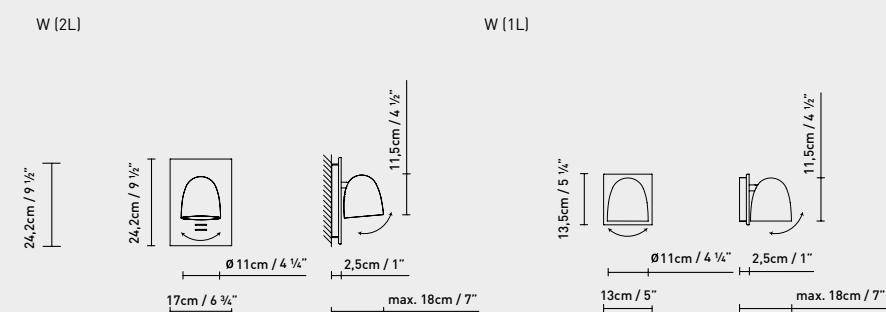


Aplique de doble encendido (2L), con luz ambiental indirecta (touch-dim) y luz directa orientable (touch on-off). Disponible también con una única fuente de luz directa (1L). La fuente de luz es un LED de alta luminancia, que incluye una lente de vidrio que concentra la luz y aporta un mayor rendimiento lumínico. Está disponible en dos acabados: acabado exterior blanco mate texturado con interior en latón satinado, y exterior negro mate texturado con interior en cobre satinado.


Dual-light wall lamp (2L) with an ambient indirect light (touch-dim) and an adjustable direct light (touch on-off). Also available with a single direct source of light (1L). The light source is a high-luminance LED, which features a glass lens to focus the light and improve performance. Available in two finishes: textured white matte outer finish with a satin brass interior, and textured black matte exterior with satin copper interior.

Wandleuchte mit zwei getrennt schaltbaren Phasen (2L) für indirekte Raumausleuchtung (touch-dim) und eine ausrichtbare Punktlichte (touch on-off). Auch mit einer einzigen Lichtquelle für direkte Beleuchtung (1L) lieferbar. Als Lichtquelle kommen leuchtstarke LEDs zum Einsatz, Glaslinsen bündeln das Licht und erhöhen die Beleuchtungseffizienz. In zwei Ausführungen lieferbar: außen Weiß matt texturiert und innen satiniertes Blech sowie außen Schwarz matt texturiert und innen satiniertes Kupfer.

W (2L): LED 9W 1100lm 500mA 2700K CRI80 230V + LED 9,8W 12V 920lm 3000K CRI80 DIM 230V  
 W (1L): LED 9W 1100lm 500mA 2700K CRI80 110-230V



White (matte) / brass (satin)  
 Black (matte) / copper (satin)



# Veroca Wall

*Miguel Ángel Ciganda*

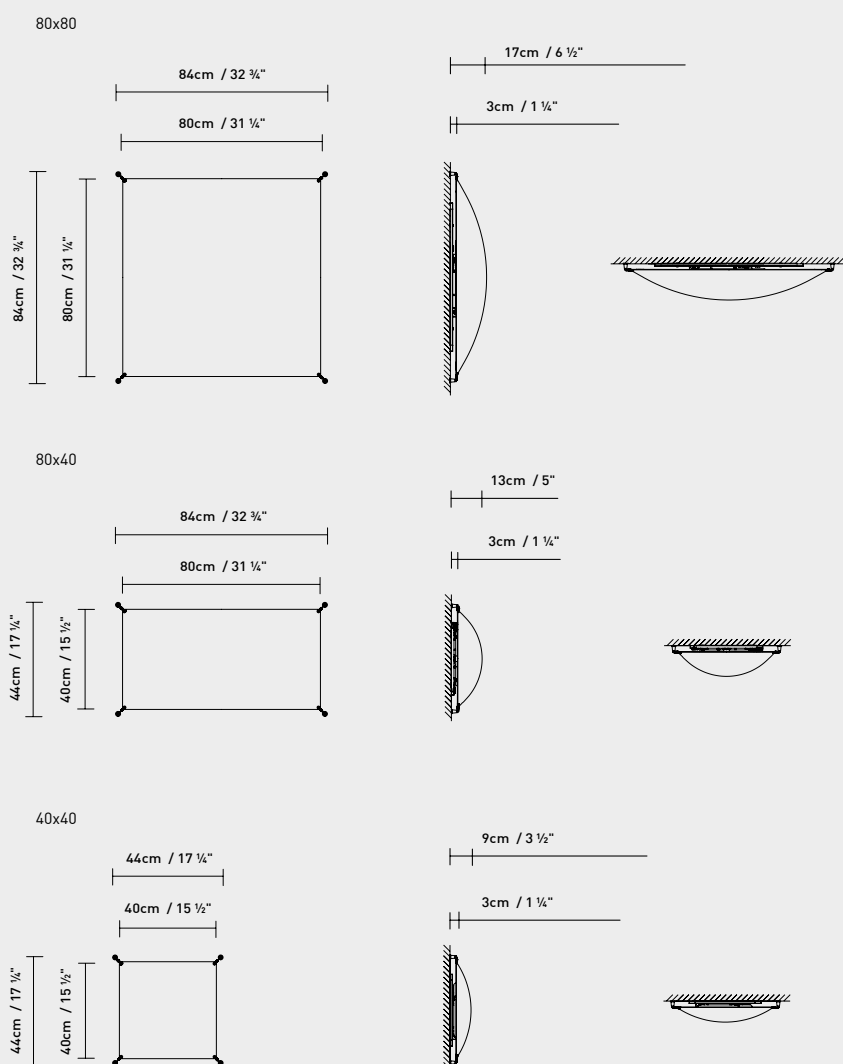


Aplique compuesto por un difusor de PMMA blanco opal acabado satinado, cuatro muelles tensores, y soportes de forma cónica en acabado cromo mate. Permite composiciones modulares. Disponible en tres tamaños, con equipo electrónico o dimable.

Wall lamp featuring a PMMA opal white diffuser in satin finish, four tensor springs and cone support brackets in a matte chrome finish. Compatible with modular composition. Available in three sizes, with electronic or dimmer equipment.

Wandleuchte mit Diffusor aus opalweißem PMMA satiniert. Vier Spannfedern, konische Halterung, matt verchromt. Die Module lassen sich kombinieren. Verfügbar in drei Größen mit elektronischer Ausstattung und Option auf Dimmer.

- 80 x 80 LED: LED 15W + 29W 5700lm 1050mA 3000K CRI>80 DIM 110-230V
- 80 x 80 FLUO: Fluo. circ. 55W (2Gx13)
- 80 x 40 LED: LED 3 x 10,5W 5010lm 450mA 3000K CRI>80 DIM 230V
- 80 x 40 FLUO: Fluo. circ. 2 x 22W (2Gx13)
- 40 x 40 LED: LED 19,5W 2350lm 700mA 3000K CRI>80 DIM 230V
- 40 x 40 FLUO: Fluo. circ. 22W (2Gx13)



Opal white







B.lux<sup>o</sup>

Architectural & Outdoor Lighting

---

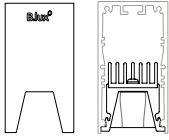


**B.lux**<sup>o</sup>

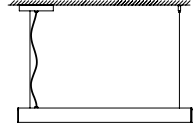
# Architectural Lighting

ARQUITECTURAL / ARCHITECTURAL / ARCHITEKTONISCHE LEUCHTEN

p260



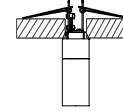
Anvil System - p262



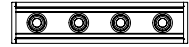
Anvil S Led Module - p278



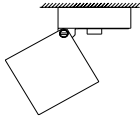
Anvil C Led Module - p280



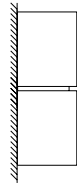
Anvil Spot S/C - p282



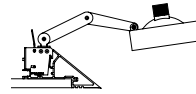
Anvil Led Module - p284



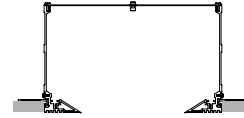
Blok - p286



Miniblok - p290




Deep Cove System - p292



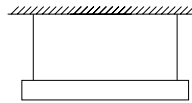
Deep System - p296



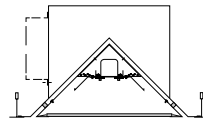
Deep R - p304



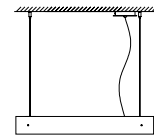
K. System - p306



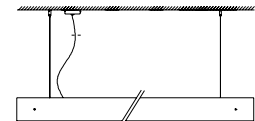
L Flow - p314



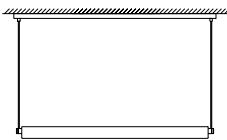
Linia - p318



Marc - p328



Marc Dos - p334



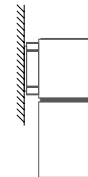
Roof - p338



Volcano System - p342



Volcano C - p348




Volcano W - p350

# Outdoor Lighting

LUMINARIAS DE EXTERIOR / OUTDOOR LIGHTING / AUSSENLEUCHTEN

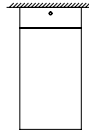
p352



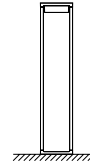
AMS - p354



Belt - p356



Block Out - p358



Frame - p362



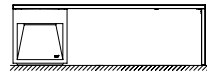
Hold - p364



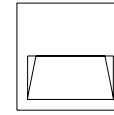
Inn Side - p368



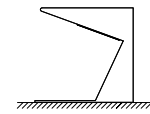
Kanpazar - p370



Lap Bench - p374



Lap WR - p378



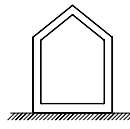
Noray - p380



Ovo - p382



Tube - p384



White House - p386



Zen - p388




AX-IS - p390



Boletus Outside - p392




Topa - p396



Zenete - p400





**Arquitectural**  
**Architectural**  
*Architektonische Leuchten*

Architectural Lighting

# Anvil System

*David Abad*





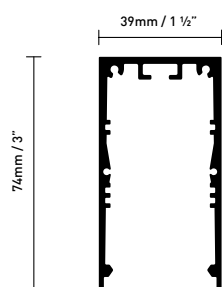
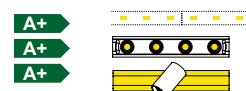
Sistema de iluminación empotrado, de superficie o de suspensión, fabricado en aluminio extruido. Permite su instalación con módulos de luz continua LED con difusor opal, con módulos LED formados por cuatro o dos spots, así como con proyectores LED. Acabados: blanco mate o negro mate.

A recessed, surface-mounted or suspension lighting system, made of extruded aluminium. Installable with continuous LED light modules with an opal diffuser, or LED modules featuring four or two spots, or LED projectors. Finishes: matte white or matte black.

Beleuchtungssystem für Einbau, Oberflächenmontage oder hängend, hergestellt aus extrudiertem Aluminium. Installierbar in Modulen mit durchgehenden LEDs und Opaldiffusor, mit LED-Modulen mit vier oder zwei LED-Spots, oder Strahlern. Ausführungen: matt Weiß oder matt Schwarz.

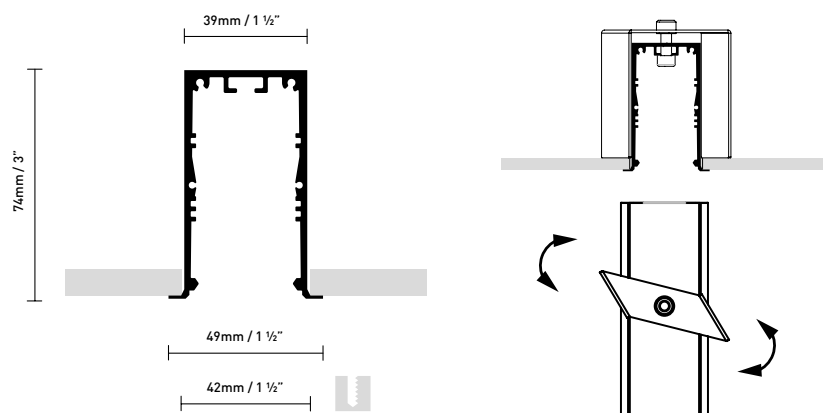
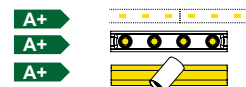
CODE:  
 851940 Anvil System Suspension/Surface Profile Black (1M)  
 851941 Anvil System Suspension/Surface Profile White (1M)

Light source  
 LED Line (LED included)  
 LED Module (LED included)  
 LED Spotlight (LED included)



CODE:  
 851950 Anvil System Recessed Profile Black (1M)  
 851951 Anvil System Recessed Profile White (1M)

Light source  
 LED Line (LED included)  
 LED Module (LED included)  
 LED Spotlight (LED included)



White (matte)
  Black (matte)


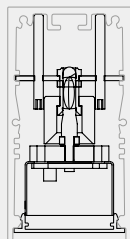
## Anvil System LED Line



Módulo de luz continua LED con difusor opalino, para su integración en el sistema de iluminación Anvil System. Acabados: blanco mate o negro mate.

Continuous LED light module with opal diffuser, for its integration into the Anvil System. Finishes: matte white or matte black.

Modul mit LEDs und Opaldiffusor zur Integration in das Leuchtensystem Anvil System. Ausführungen: matt Weiß oder matt Schwarz.



### Drivers

CODE:

851993 Anvil System Driver LED Line 25W-90W 450mA 230V  
 851994 Anvil System Driver LED Line DIM 1/10V - PUSH 14W-80W 450mA 230V  
 851995 Anvil System Driver LED Line DIM DALI - PUSH 14W-80W 450mA 230V  
 851997 Anvil System Driver LED Line 25W 450mA 110-230V  
 851998 Anvil System Driver LED Line DIM 1/10V - PUSH 25W 450mA 110-230V

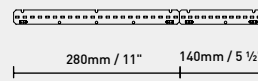
### Light source

CODE:

851840C Anvil System LED Line C420 Surface/Recessed  
 851840S Anvil System LED Line S420 Suspension

LED Line (LED included) **A+**

LED 7,8W 1260lm 450mA 3000K CRI80

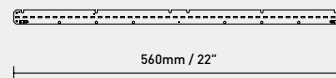


CODE:

851850C Anvil System LED Line C560 Surface/Recessed  
 851850S Anvil System LED Line S560 Suspension

LED Line (LED included) **A+**

LED 10,5W 1590lm 450mA 3000K CRI80

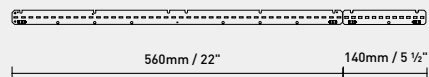


CODE:

851860C Anvil System LED Line C700 Surface/Recessed  
 851860S Anvil System LED Line S700 Suspension

LED Line (LED included) **A+**

LED 13,1W 2010lm 450mA 3000K CRI80

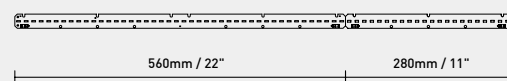


CODE:

851870C Anvil System LED Line C840 Surface/Recessed  
 851870S Anvil System LED Line S840 Suspension

LED Line (LED included) **A+**

LED 15,7W 2430lm 450mA 3000K CRI80

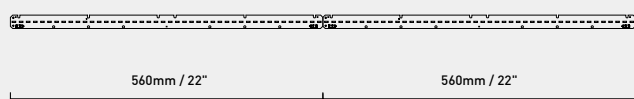


CODE:

851880C Anvil System LED Line C1120 Surface/Recessed  
 851880S Anvil System LED Line S1120 Suspension

LED Line (LED included) **A+**

LED 21W 3180lm 450mA 3000K CRI80





**Anvil System LED Module**




Módulo LED dotado de cuatro o dos spots, para su integración en el sistema de iluminación Anvil System. Acabados: blanco mate o negro mate.

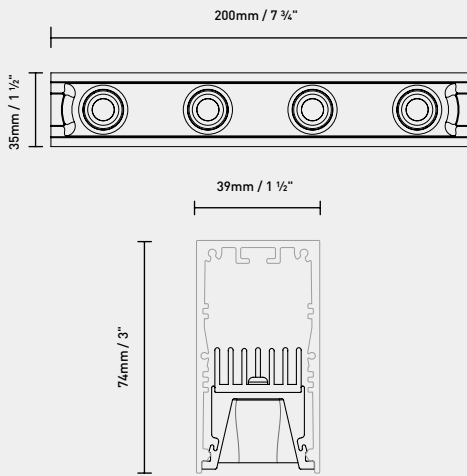

LED module equipped with four or two spots, for integration into the Anvil System. Finishes: matte white or matte black.

LED-Modul mit vier oder zwei Spots zur Integration in das Leuchtsystem Anvil System. Ausführungen: matt Weiß oder matt Schwarz.

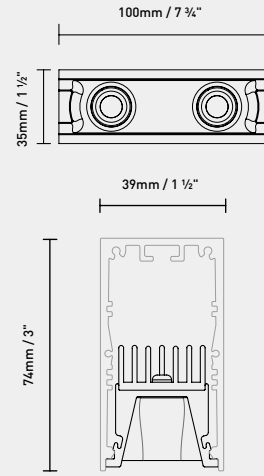
Lense 38°



Lense 60°



- CODE:  
 851600 Anvil System LED Module 4 38° Black  
 851601 Anvil System LED Module 4 38° White  
 851610 Anvil System LED Module 4 60° Black  
 851611 Anvil System LED Module 4 60° White



- CODE:  
 851620 Anvil System LED Module 2 38° Black  
 851621 Anvil System LED Module 2 38° White  
 851630 Anvil System LED Module 2 60° Black  
 851631 Anvil System LED Module 2 60° White

**Light source**  
 LED Module (LED included) **A+**



LED 4 x 6,4W 3040lm 350mA 3000K CRI80  
 Lense: 38°, 60°

**Light source**  
 LED Module (LED included) **A+**



LED 2 x 6,4W 1520lm 350mA 3000K CRI80  
 Lense: 38°, 60°

**Drivers**

- CODE:  
 851996 Anvil System Driver LED Module 19W-90W 350mA 230V  
 851991 Anvil System Driver LED Module DIM 1/10V - PUSH 11W-61W 350mA 230V  
 851992 Anvil System Driver LED Module DIM DALI - PUSH 14W-61W 350mA 230V

Anvil System LED Spotlight



Light source


LED Spot (LED and driver included)



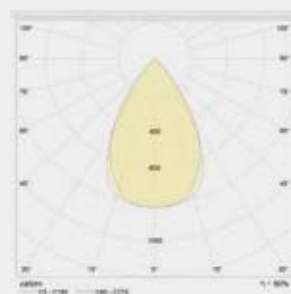
LED 6,4W 760lm 350mA 3000K CRI80 110 - 240V

Lenze: 38°, 60°

Lenze 38°



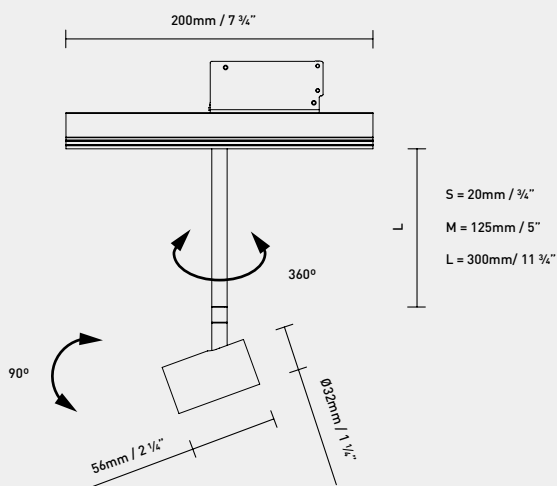
Lenze 60°



Proyectores LED de diferentes dimensiones (S, M, L), para su integración en el sistema de iluminación Anvil System. Acabados: blanco mate o negro mate.

LED projectors of different sizes (S, M, L), for integration into the Anvil System. Finishes: matte white or matte black.

LED-Strahler verschiedener Größe (S, M, L) zur Integration in das Leuchtsystem Anvil System. Ausführungen: matt Weiß oder matt Schwarz.



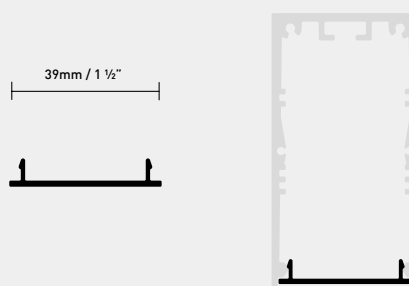
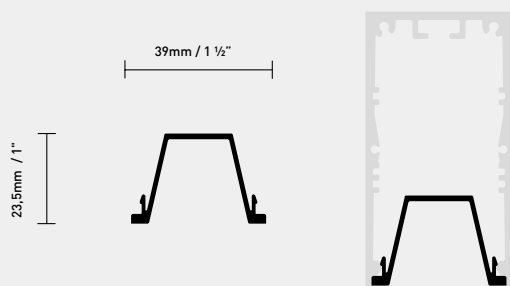
CODE:

- 851700 Anvil System Spotlight S-38° Black
- 851701 Anvil System Spotlight S-38° White
- 851702 Anvil System Spotlight S-60° Black
- 851703 Anvil System Spotlight S-60° White
- 851710 Anvil System Spotlight M-38° Black
- 851711 Anvil System Spotlight M-38° White
- 851712 Anvil System Spotlight M-60° Black
- 851713 Anvil System Spotlight M-60° White
- 851720 Anvil System Spotlight L-38° Black
- 851721 Anvil System Spotlight L-38° White
- 851722 Anvil System Spotlight L-60° Black
- 851723 Anvil System Spotlight L-60° White



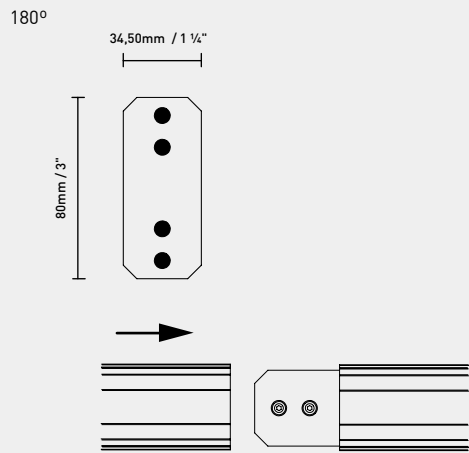
CODE:  
 851960 Anvil System Cover Profile Black (1M)  
 851961 Anvil System Cover Profile White (1M)

CODE:  
 851970 Anvil System Flat Cover Profile Black (1M)  
 851971 Anvil System Flat Cover Profile White (1M)

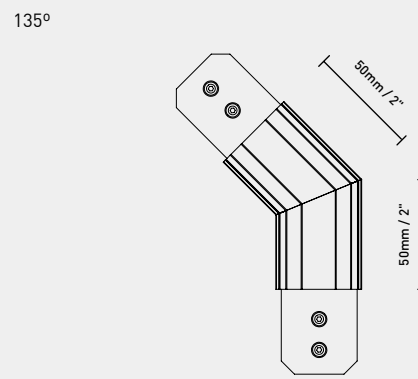




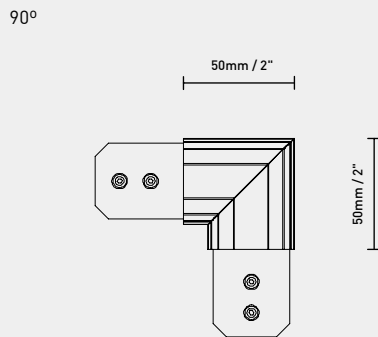
CODE:  
851930 Anvil System 180° Angle



CODE:  
851920 Anvil System 135° Angle Black  
851921 Anvil System 135° Angle White  
851925 Anvil System 135° Angle Recessed Black  
851926 Anvil System 135° Angle Recessed White



CODE:  
851910 Anvil System 90° Angle Black  
851911 Anvil System 90° Angle White  
851915 Anvil System 90° Angle Recessed Black  
851916 Anvil System 90° Angle Recessed White

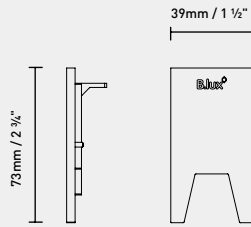


**\*Special angles, under request**



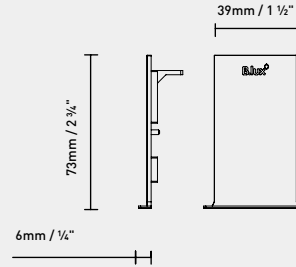
CODE:

851900 Anvil System End Cap Black (2 un.)  
851901 Anvil System End Cap White (2 un.)



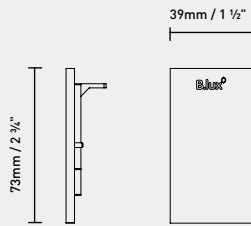
CODE:

851908 Anvil System Recessed End Cap Black (2 un.)  
851909 Anvil System Recessed End Cap White (2 un.)



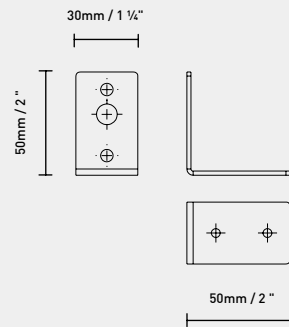
CODE:

851906 Anvil System LED End Cap Black (2 un.)  
851907 Anvil System LED End Cap White (2 un.)



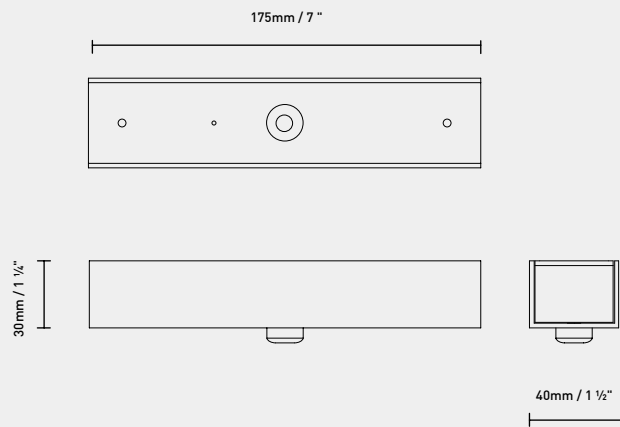
CODE:

851905 Anvil System Wall fixation



CODE:

851980 Anvil System Current Supply Black  
851981 Anvil System Current Supply White  
851985 Anvil System DIM Current Supply Black  
851986 Anvil System DIM Current Supply White



CODE:

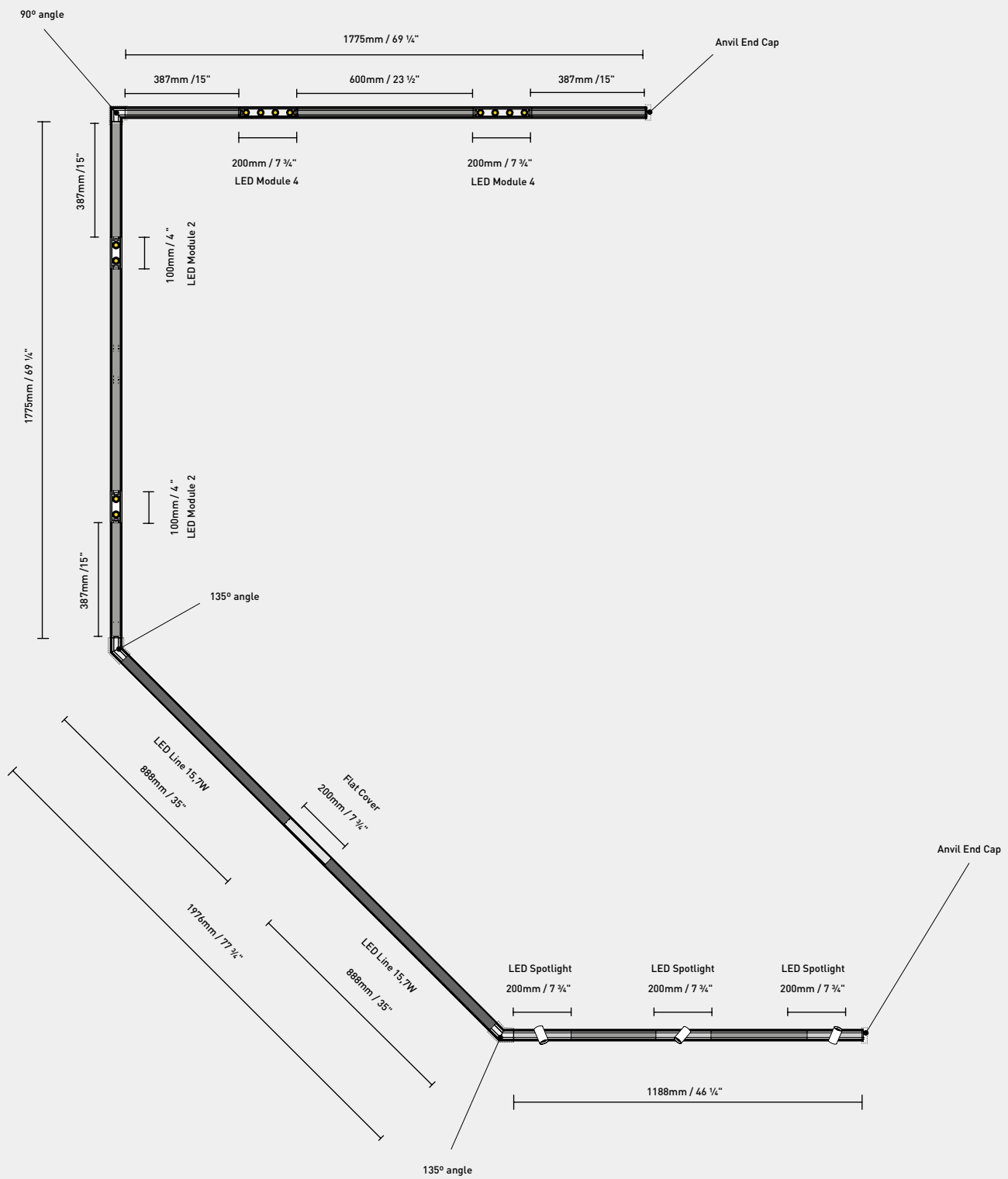
851990 Anvil System Single Suspension



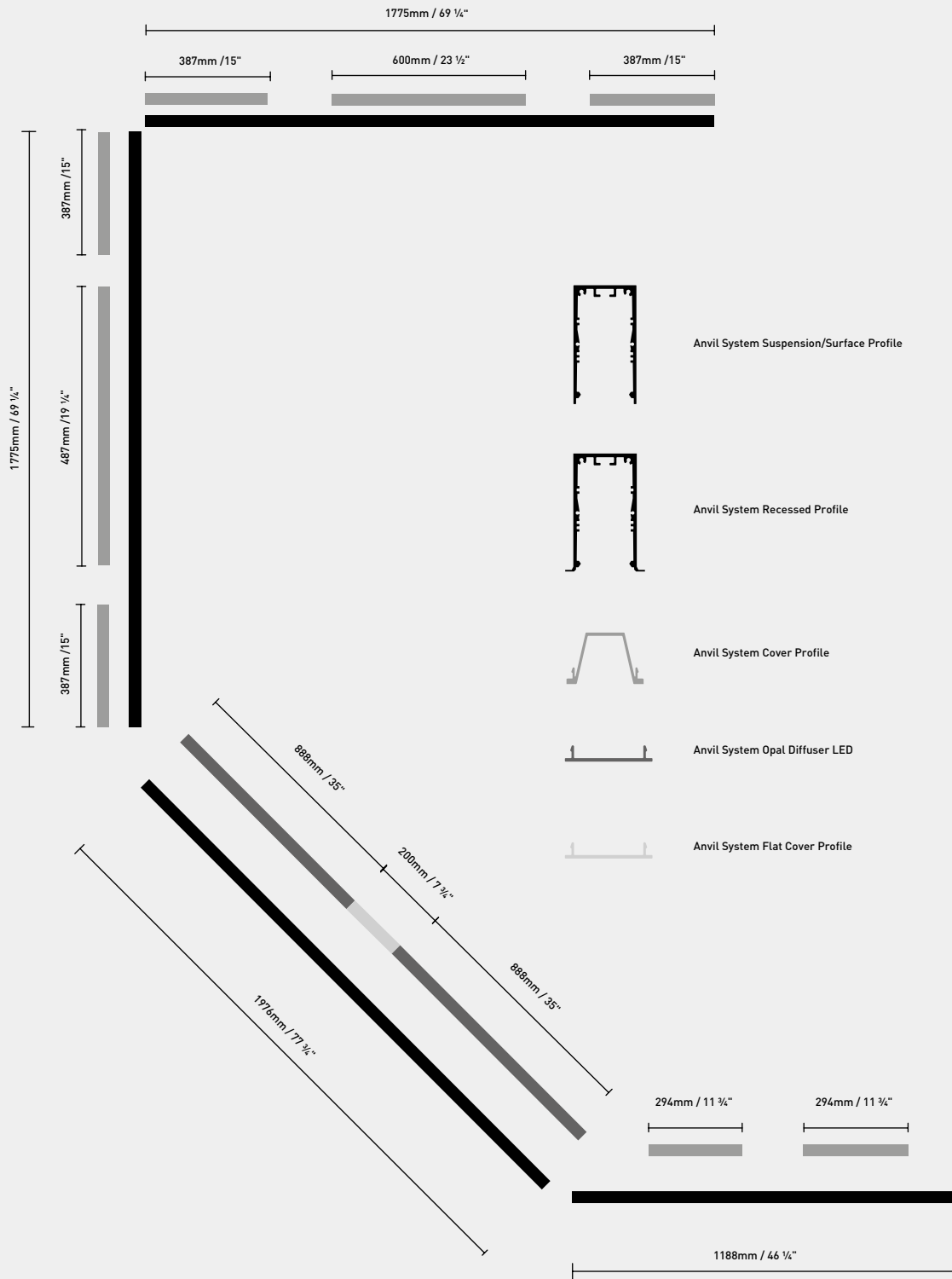


Do it yourself

1. Define the dimensions.



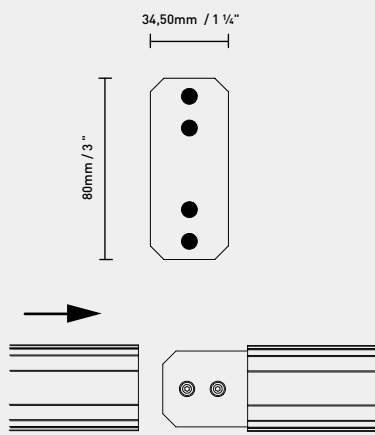
2. Choose the profile, and the version.



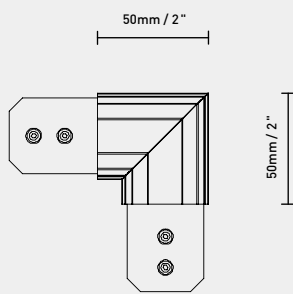
Do it yourself

3. Choose the joints.

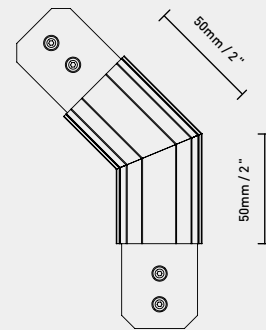
Anvil System 180° Angle



Anvil System 90° Angle

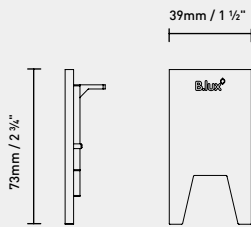


Anvil System 135° Angle

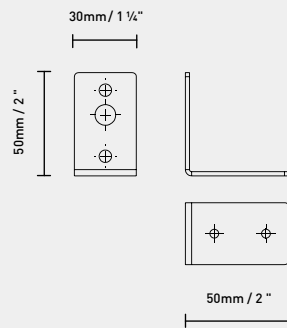


4. Choose the final cover.

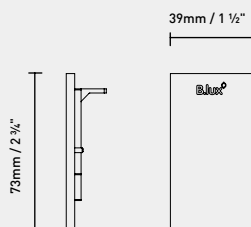
4.a. Anvil System Surface End Cap



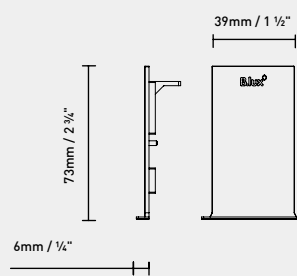
4.c. Anvil System Wall fixation



4.b. Anvil System Surface LED End Cap



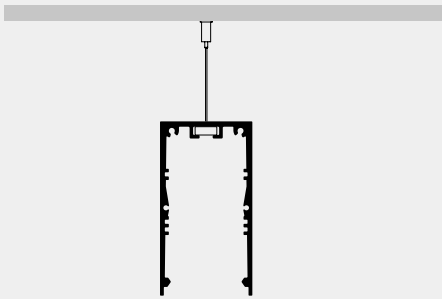
4.d. Anvil System Recessed End Cap



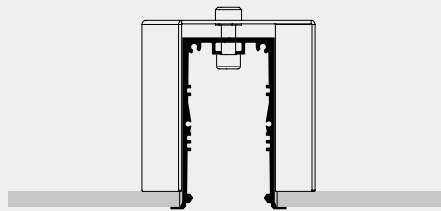


5. Choose the function.

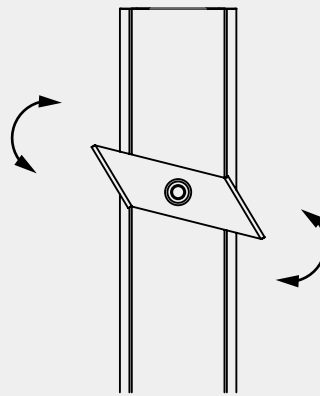
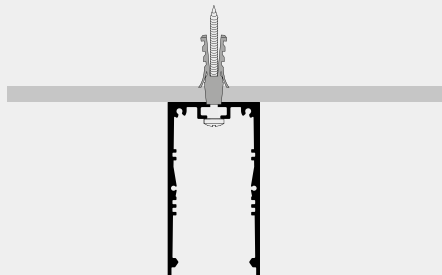
5.a. Suspension



5.c. Recessed

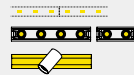


5.b. Surface



6. Choose the light source.

- Light source
- LED Line (LED included)
- LED Module (LED included)
- LED Spotlight (LED included)

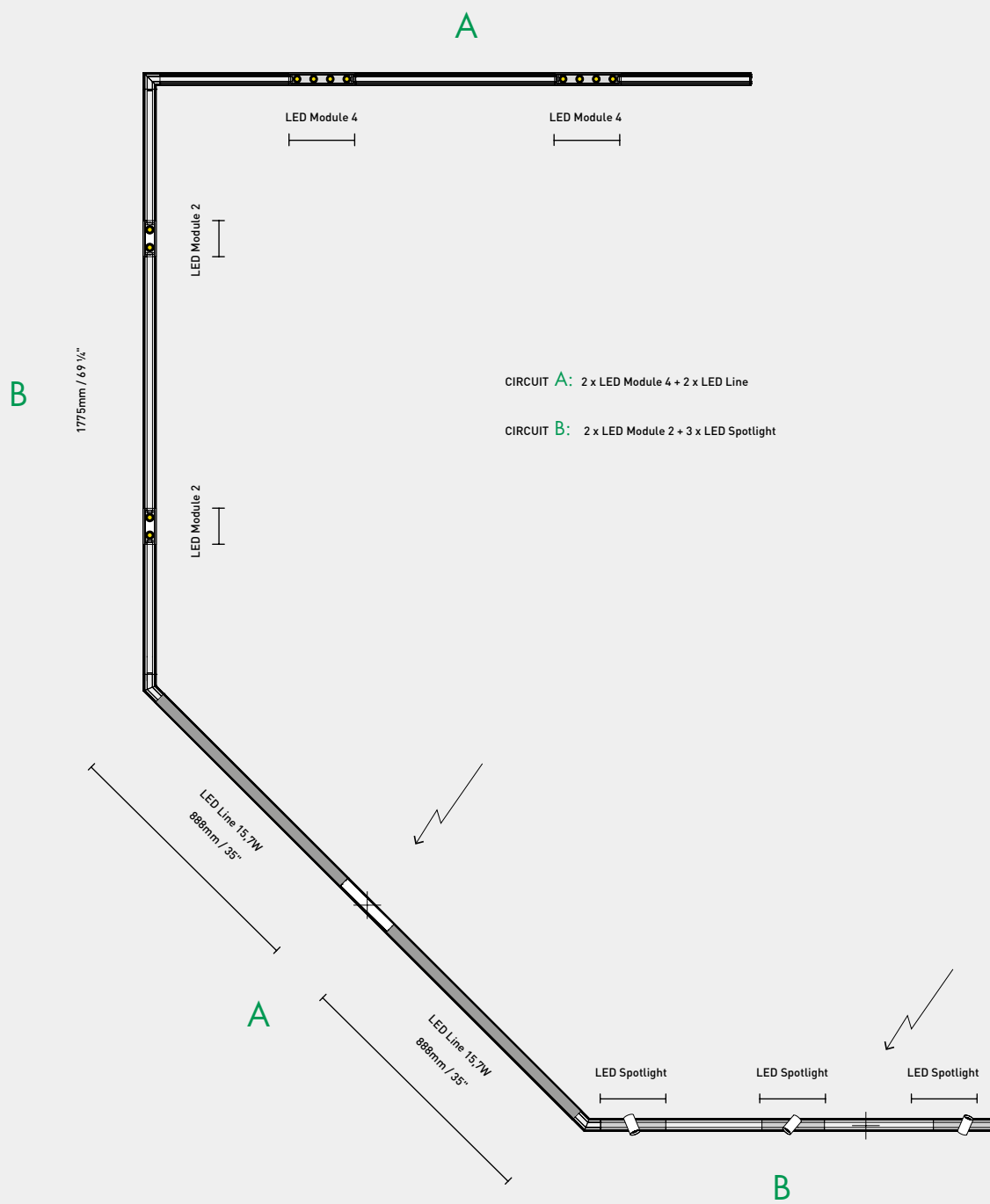


7. Dimming options.

- 1-10V
- Push DIM
- DALI Control

Do it yourself

8. Define the circuits.

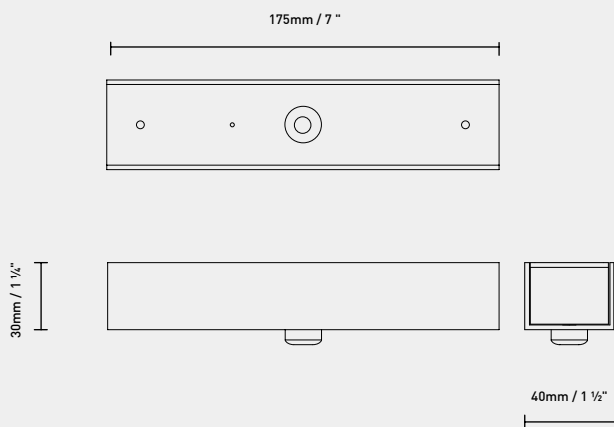




9. Define the current supply.

Anvil System Current Supply  
 Anvil System DIM Current Supply

Anvil System Single Suspension



# Anvil S Led Module

*David Abad*



Luminaria de suspensión de luz directa, equipada con módulos LED compuestos por cuatro puntos de luz. Fabricada en aluminio. Disponible en acabados blanco o negro, ambos mate. Otros acabados y versión dimmer, opcionales.

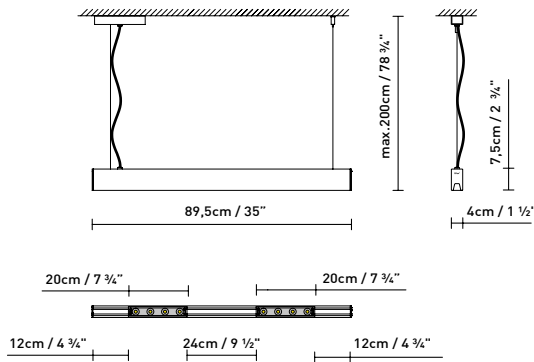
Direct-light suspension lamp with LED modules consisting of four points of light. Made from aluminium. Available in white or black matte finishes. Other finishes and a version with dimmer optional.

Hängeleuchte für direktes Licht, ausgestattet mit LED-Modulen mit jeweils vier Lichtquellen. Hergestellt aus Aluminium. Verfügbar in den Ausführungen Weiß oder Schwarz, jeweils matt. Andere Ausführungen und Dimmer optional.

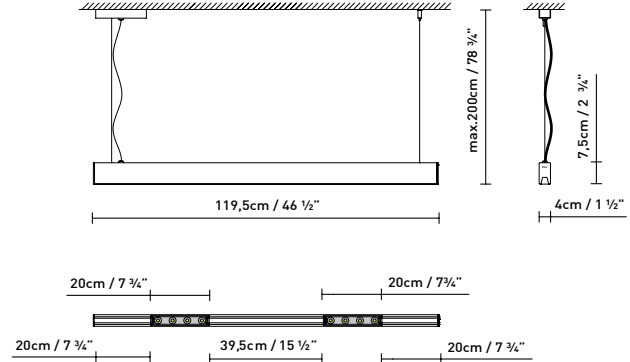
◇ S90 LED MODULE: LED 2 x (4 x 6,4W) 6080lm 350mA 3000K CRI80 230V  
S120 LED MODULE: LED 2 x (4 x 6,4W) 6080lm 350mA 3000K CRI80 230V

◇ S180 LED MODULE: LED 3 x (4 x 6,4W) 9120lm 350mA 3000K CRI80 230V  
S240 LED MODULE: LED 4 x (4 x 6,4W) 12160lm 350mA 3000K CRI80 230V

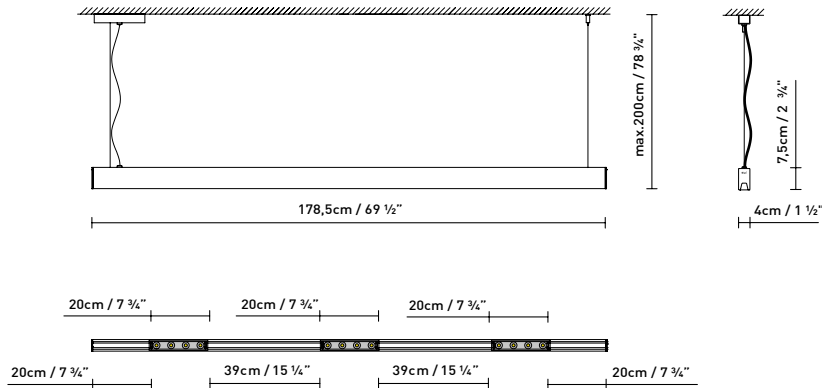
S90



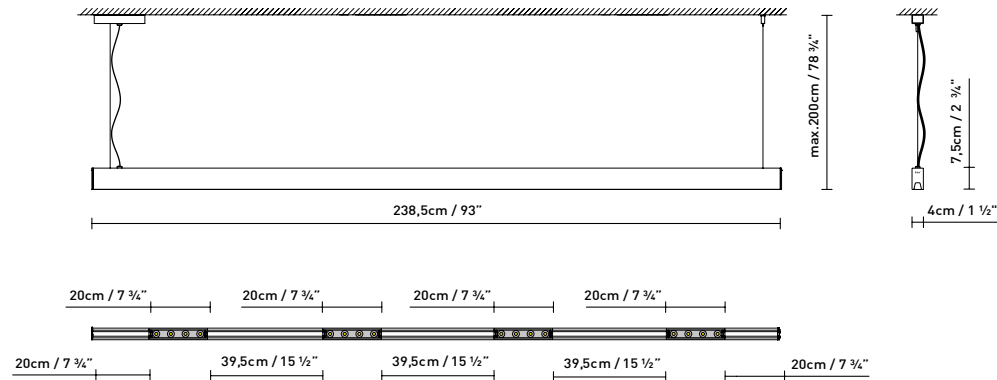
S120



S180



S240



White (matte)

Black (matte)





# Anvil C Led Module

*David Abad*



Luminaria de techo de luz directa, equipada con módulos LED compuestos por cuatro puntos de luz. Fabricada en aluminio. Disponible en acabados blanco o negro, ambos mate. Otros acabados y versión dimmer, opcionales.

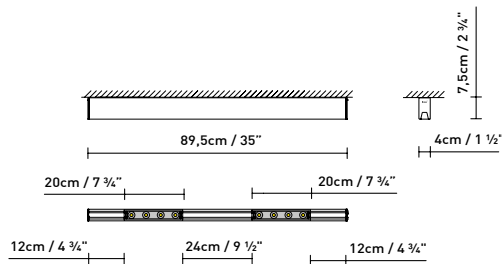
Direct-light ceiling lamp with LED modules consisting of four points of light. Made from aluminium. Available in white or black matte finishes. Other finishes and a version with dimmer optional.

Deckenleuchte für direkte Beleuchtung, ausgestattet mit LED-Modulen mit jeweils vier Lichtquellen. Hergestellt aus Aluminium. Verfügbar in den Ausführungen Weiß oder Schwarz, jeweils matt. Andere Ausführungen und Dimmer optional.

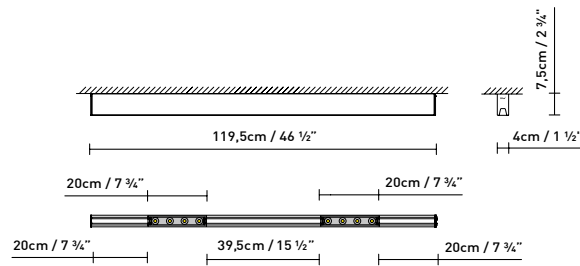
◇ C90 LED MODULE: LED 2 x (4 x 6,4W) 6080lm 350mA 3000K CRI80 230V  
C120 LED MODULE: LED 2 x (4 x 6,4W) 6080lm 350mA 3000K CRI80 230V

◇ C180 LED MODULE: LED 3 x (4 x 6,4W) 9120lm 350mA 3000K CRI80 230V  
C240 LED MODULE: LED 4 x (4 x 6,4W) 12160lm 350mA 3000K CRI80 230V

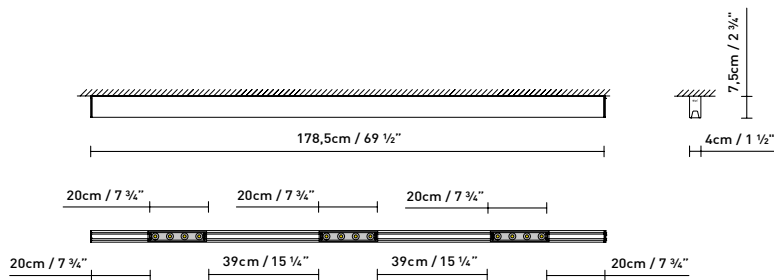
C90



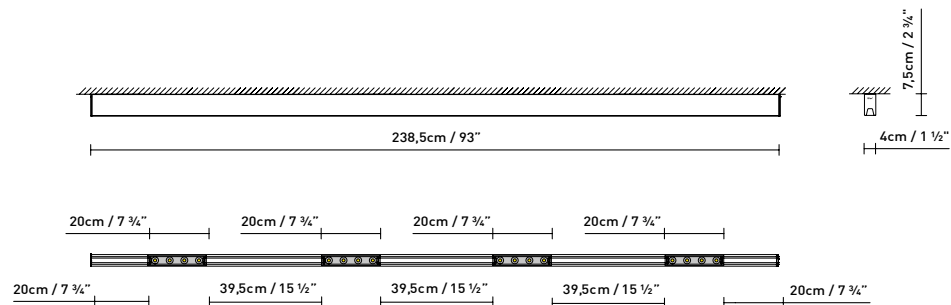
C120



C180



C240



White (matte)

Black (matte)



# Anvil Spot S/C

---


*David Abad*





# Anvil Led Module

*David Abad*





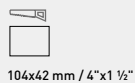
Colección de focos empotrados fabricados en aluminio, de iluminación directa y lámparas LED. Disponibles dos tamaños: Anvil Spot LED Module R2 y Anvil Spot LED Module R4. Acabados: blanco mate, o negro mate.

A collection of floodlights made of aluminium, with direct lighting and LED bulbs. Two sizes available: Anvil Spot LED Module R2 and Anvil Spot LED Module R4. Finishes: matte white or matte black.

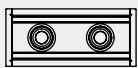
Punktstrahlersortiment aus Aluminium für direkte Beleuchtung und LED-Leuchten. Verfügbar in zwei Größen: Anvil Spot LED Module R2 und Anvil Spot LED Module R4. Ausführungen: Weiß matt oder Schwarz matt.

◇ R2: LED 2 x 6,4W 1520lm 350mA 3000K CRI80 110-230V  
 R4: LED 4 x 6,4W 3040lm 350mA 3000K CRI80 230V  
 Lenses 38°, 60°

MODULE R2



104x42 mm / 4"x1 1/2"



ø110 mm / 4 1/4"

49 mm / 2"

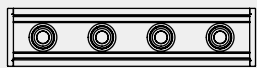


80 mm / 3 1/4"

MODULE R4




204x42 mm / 8"x1 1/2"



210 mm / 8 1/4"

49 mm / 2"



80 mm / 3 1/4"

□ White (matte)

■ Black (matte)



# Blok

*David Abad*

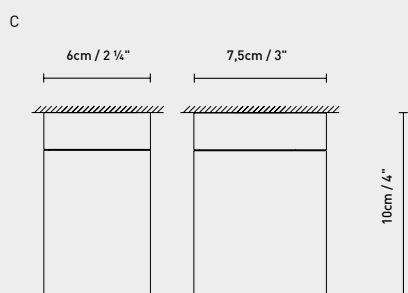


Familia de luminarias compuesta por aplique (W), luminaria de techo (C) y proyector de superficie orientable (C10 orientable). Las luminarias de techo emiten luz directa, mientras que el aplique ofrece luz directa (1L), indirecta (1L), o ambas (2L). Fabricados en sólido de aluminio mecanizado, todos los Blok están disponibles en acabado anodizado plata satinado, o en blanco mate texturado.

A family of lamps composed of wall (W), ceiling (C) and a surface-mounted swivel model (C10 orientable). The ceiling lamps emit direct light, while the wall version offers direct (1L), indirect (1L), or both (2L). Made of solid mechanised aluminium, all Blok lamps are available with an anodised satin silver finish or in textured matte white.

Leuchtenfamilie mit Ausführungen als Wandleuchte (W), Deckenleuchte (C) und aufmontierter, ausrichtbarer Strahler (C10 orientable). Die Deckenleuchten geben direktes Licht ab, die Wandleuchte hingegen entweder direktes (1L) oder indirektes (1L) Licht – oder beides in einem (2L). Alle Blok-Modelle bestehen aus solidem nachbearbeitetem Aluminium und sind in den Ausführungen anodisiert silber-matt oder weiß-matt texturiert erhältlich.

◊ C: LED PAR16 5W (Gu10)  
Halo. QPAR16 max. 50W (Gu10)



Silver (satin)

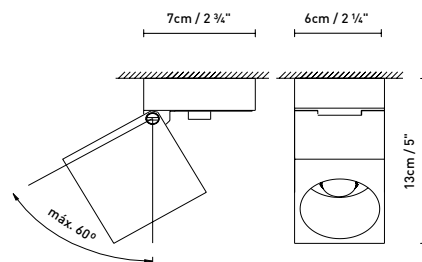
White (matte)





◇ C10 ORIENTABLE: LED PAR16 5W (Gu10)  
 Halo. QPAR16 max. 50W (Gu10)

C10 ORIENTABLE



■ Silver (satin)

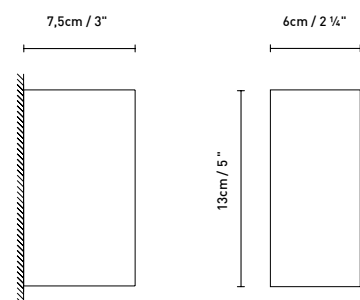
□ White (matte)





- 
- ◊ W1L: LED PAR16 5W (Gu10)  
Halo. QPAR16 max. 50W (Gu10)
  - W2L: LED PAR16 2 x 5W (Gu10)  
Halo. QPAR16 2 x max. 50W (Gu10)
- 

W1L / W2L



Silver (satin)                       White (matte)





# Miniblok

---

*David Abad*

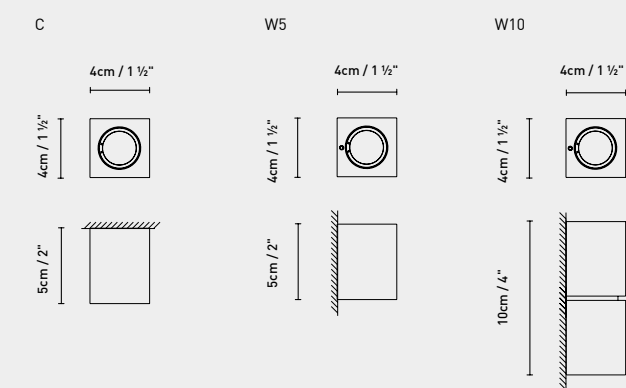


Familia de luminarias de dimensiones reducidas compuesta por una luminaria de techo de superficie que emite luz directa (C), y dos apliques. Los apliques están disponibles con una única luz (W5) que puede ser directa o indirecta, o con dos luces (W10): una directa y otra indirecta. Miniblok se fabrica en sólido de aluminio mecanizado, en acabados anodizado plata satinado, o blanco mate texturado. Transformador exterior.

A family of small lamps composed of a surface-mounted ceiling lamp emitting direct light (C), and two wall versions. The wall lamps are available with a single light (W5), that can be direct or indirect, or with two lights (W10), one direct and one indirect. The Miniblok is made of solid mechanised aluminium, with anodised satin silver or textured matte white finishes. Outdoor transformer.

Leuchtenfamilie mit verkleinerten Leuchtenkörpern, bestehend aus einer aufmontierten Deckenleuchte mit direktem Licht (C) und zwei unterschiedlichen Wandleuchten. Die Wandleuchten sind verfügbar entweder mit einzelner Lichtquelle (W5) für direkte oder indirekte Beleuchtung oder mit zwei Lichtquellen (W10), die eine für direkte, die andere für indirekte Beleuchtung. Miniblok wird aus solidem nachbearbeitetem Aluminium in den Ausführungen anodisiert silbermatt oder weiß-matt texturiert hergestellt. Transformator nicht integriert.

- ◊ C LED: LED 2,1W 200lm 700mA 3000K CRI80
- C HALO: HALO. MR8 20W (G4)
- W5 LED: LED 2,1W 200lm 700mA 3000K CRI80
- W5 HALO: HALO. MR8 20W (G4)
- W10 LED: LED 2 x 2,1W 200lm 700mA 3000K CRI80
- W10 HALO: HALO. MR8 2 x 20W (G4)
- \* Gear not included



Silver (satin)       White (matte)



# Deep Cove System

*David Abad*



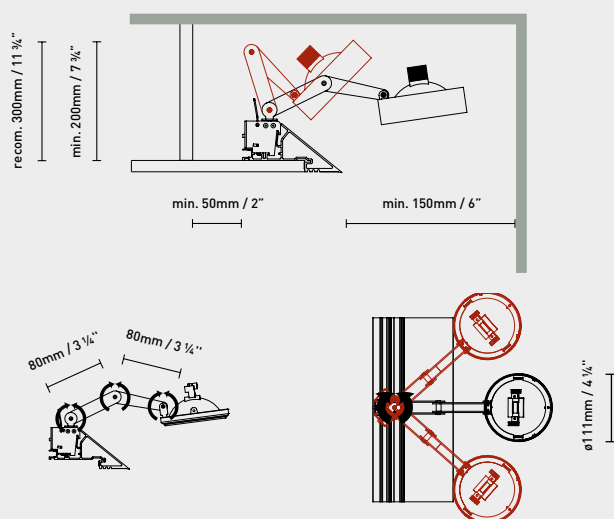
Sistema de iluminación trimless de perfilaría de aluminio extruido, específicamente concebido para conseguir efectos cornisa y espacios perimetrales retroiluminados trimless, con posibilidad de instalar proyectores ocultos, o ambos. Para iluminaciones puntuales, permite la instalación del proyector Deep Cove Spot, en cualquier punto del perfil. Óptima iluminación, totalmente invisible desde cualquier ángulo. Permite múltiples aplicaciones. Fácil instalación. Deep Cove System se fabrica ajustándose al proyecto del cliente. El acabado es aluminio natural, para integrarse en el acabado de la arquitectura. Otros acabados, consultar.

Trimless lighting system featuring an extruded aluminium profile specifically designed to achieve cornice effects and trimless backlit perimeter spaces, with the capacity to install hidden projectors, or both. For spot lighting, the system allows for the installation of the Deep Cove Spot projector at any point along the profile. Optimum lighting, completely invisible from any angle. Features multiple applications. Easy installation. Deep Cove System is custom-made according to the customer's specifications. Finished in natural aluminium, for integration into the architecture's finish. Inquire about other finishes.

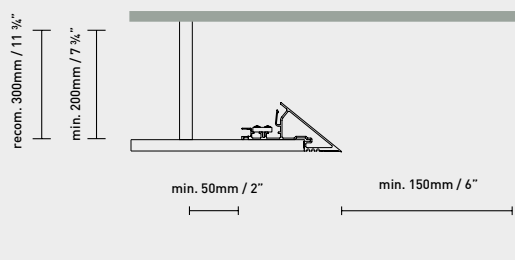
*Eingelassenes Trimless-Beleuchtungssystem mit Schienen aus extrudiertem Aluminium, speziell entwickelt für Gesimse und eine nahtlose, umlaufende Ausleuchtung von Räumen. Für Punktbeleuchtung lässt sich bei dem System an jeder beliebigen Stelle der Schiene der Strahler Deep Cove Spot installieren. Optimale Beleuchtung, die aus jedem Winkel unsichtbar bleibt. Erlaubt diverse Anwendungen. Einfache Installation. Deep Cove System wird nach den Vorgaben des Kunden speziell für sein Projekt angefertigt. Ausführungen: Aluminium Natur, in die Verkleidungselemente der Architektur zu integrieren. Weitere Ausführungen auf Anfrage.*



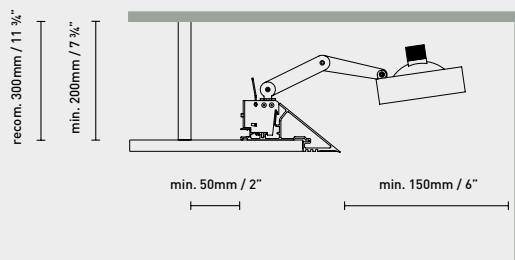
### Deep Cove System Spot (adjustable)



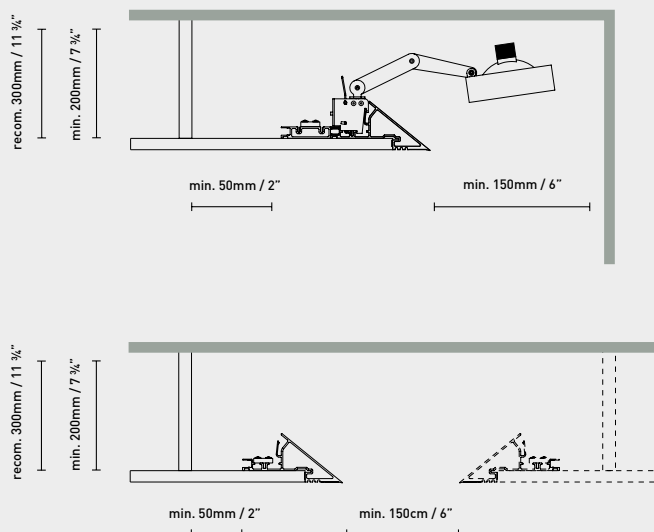
### Deep Cove System LED Line



### Deep Cove System Spot



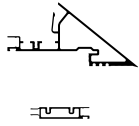
### Deep Cove System LED Line + Spot







Deep Cove System Profiles



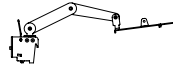
CODE:  
852100 Deep Cove System Profile L max. 6m

852110 Deep Cove System LED / Fluo Holder Profile L max. 6m

Deep Cove System Light Sources

Deep Cove System Spot

CODE:  
853430 Halo. QR-111 max. 100W (G53)  
853440 Halo. met. CDM-R 111 70W (GX8.5)



Deep Cove System LED Line

LED Line (LED included)



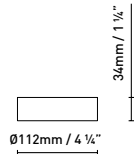
Accessories Deep Cove System Spot



CODE:  
852422 Deep Decorative Ring QR-111



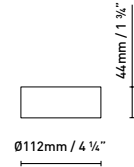
CODE:  
852423 Deep Decorative Ring QR-111  
+ Honeycomb Grille Mesh




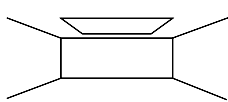
CODE:  
852422 Deep Decorative Ring CDMR-111



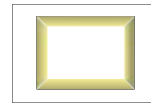
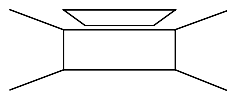
CODE:  
852425 Deep Decorative Ring CDMR-111  
+ Honeycomb Grille Mesh




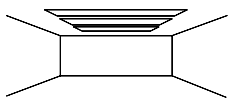
Indirect light system.




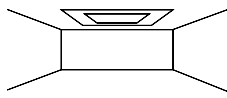
Direct light system.



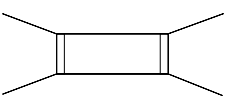
Multiple direct light sytem.



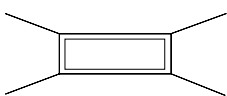
Double light system.



Indirect light system.



Indirect light system.



# Deep System

*David Abad*





Sistema de iluminación trimless de perfilera de aluminio extruido para empotrar, que crea una abertura lineal y continua. Ofrece la posibilidad de instalar proyectores LED y halógenos (Deep System Cardan o Deep System Spot), proyectores halogenuros (Deep System Cardan), módulos fluorescentes (Deep System Fluo) o módulos LED (Deep System LED line). Deep System incluye la posibilidad de incorporar carril trifásico. Disponible en acabado negro mate.

Trimless extruded aluminium lighting system for recessed installation, creating a linear and continuous opening. It offers the possibility of installing LED and halogen projectors (Deep System Cardan or Deep System Spot), halide projectors (Deep System Cardan), fluorescent modules (Deep System Fluo) or LED modules (Deep System LED line). The Deep System includes the option of a triple track. Available in a matte black finish.

*Trimless-Beleuchtungssystem mit eingelassenen Schienen aus extrudiertem Aluminium. Sorgt für lineare, einheitliche Lichtwirkung. Es lassen sich LED- und Halogen-Strahler installieren (Deep System Cardan oder Deep System Spot), Metalldampf-Halogenstrahler (Deep System Cardan), Leuchtstoffmodule (Deep System Fluo) oder LED-Module (Deep System LED line). Deep System bietet die Möglichkeit, eine Dreiphasenschiene zu integrieren. Verfügbar in matt-schwarz Aluminium.*

#### Deep System

Black (matte)

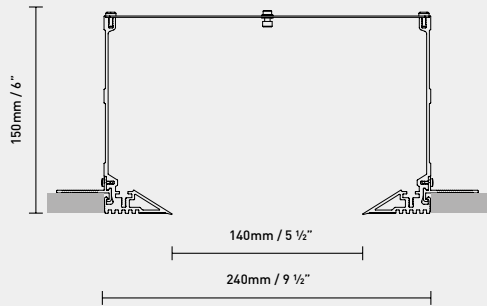
#### Spot

White (matte)

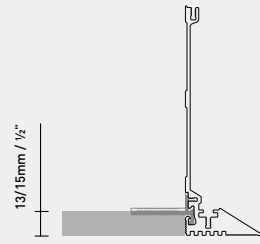
Black (matte)



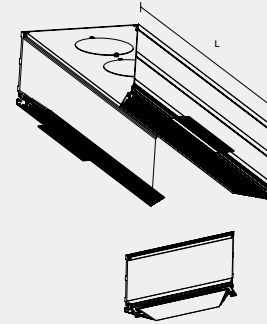
## Deep System Box



CODE:  
852500 Deep System Box (1M)

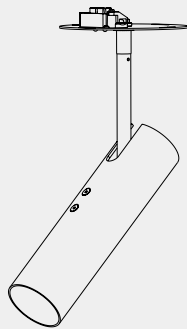


Installation Scheme for 13 and 15 mm  
Pladur Ceiling



CODE:  
852505 Deep System Side Covers

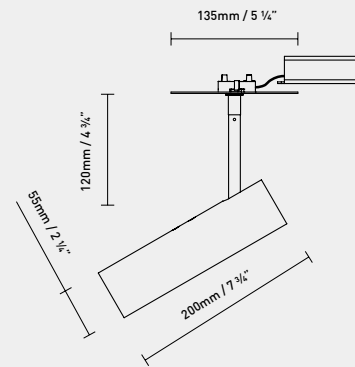
## Deep System Light Sources



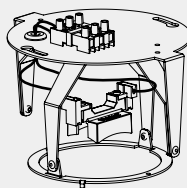
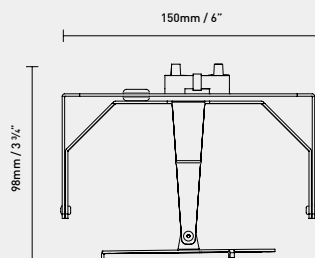
**Deep System Spot 55**  
 LED / Halo. (GU10)  
 LED 9,5W 690lm 250mA 2700K CRI90 230V

CODE:  
 852410 Deep System Spot 55 LED Black  
 852411 Deep System Spot 55 LED White  
 852415 Deep System Spot 55 GU10 Black  
 852416 Deep System Spot 55 GU10 White

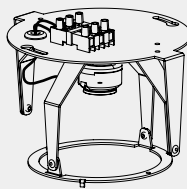
## Deep System Spot 55



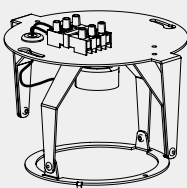
## Deep System Cardan



CODE:  
852420 Deep System Cardan QR-111



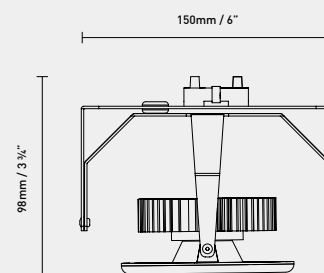
CODE:  
852421 Deep System Cardan CDMR-111



CODE:  
852423 Deep System Cardan GU10

CODE:  
852426 Deep System Cardan LED

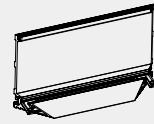
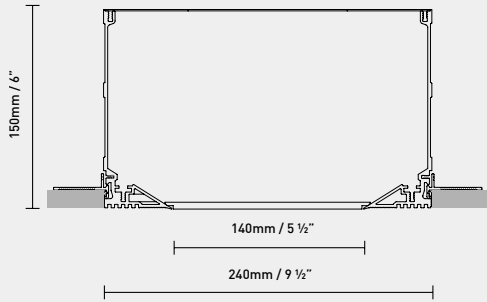
**Light source**  
 LED 12,6W 1380lm 700mA 3000K CRI80 DIM 230V **A+**



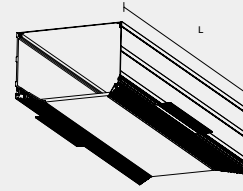
Lenses:  
 CODE:  
 852426A Deep System Cardan Lens 15°  
 852426B Deep System Cardan Lens 25°  
 852426C Deep System Cardan Lens 44°



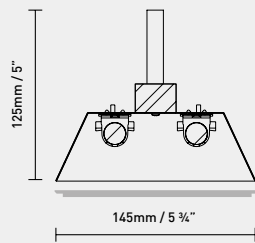
## Deep System Fluo Box



Deep System End Cap



## Deep System Fluo



### CODE:

852530 Deep System Fluo. 600:  
Fluo. 2 x 14/24W (G5)  
L: 575mm / 22 3/4"

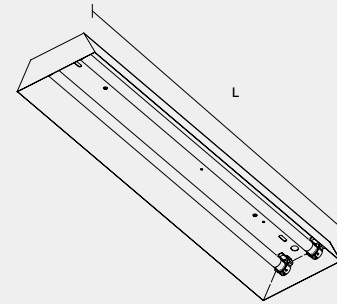
852531 Deep System Fluo. 900:  
Fluo. 2 x 21/39W (G5)  
L: 875mm / 34 1/4"

852532 Deep System Fluo. 1200:  
Fluo. 2 x 28/ 54W (G5)  
L: 1175mm / 46 1/4"

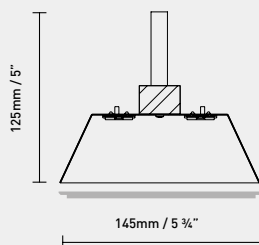
852533 Deep System Fluo. 1500:  
Fluo. 2 x 35/49W (G5)  
L: 1475mm / 58"

852534 Deep System Fluo. 1500:  
Fluo. 2 x 80W (G5)  
L: 1475mm / 58"

\* Dimmer version under request.



## Deep System Led Line



### CODE:

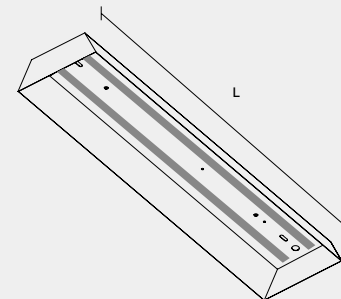
852530L Deep System LED Line 600:  
LED 2 x 10,5W 3180lm 450mA 3000K CRI>80 230V  
L: 575mm / 22 3/4"

852531L Deep System LED Line 900  
LED 2 x 15,7W 4780lm 450mA 3000K CRI>80 230V  
L: 875mm / 34 1/4"

852532L Deep System LED Line 1200  
LED 2 x 21W 6360lm 450mA 3000K CRI>80 230V  
L: 1175mm / 46 1/4"

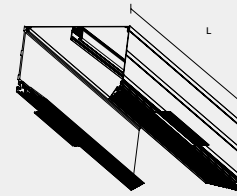
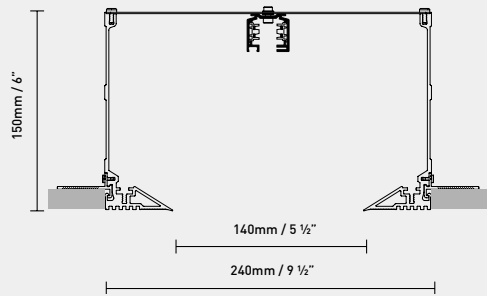
852533L Deep System LED Line 1500  
LED 2 x 26,2W 8360lm 450mA 3000K CRI>80 230V  
L: 1475mm / 58"

\* Dimmer version under request.





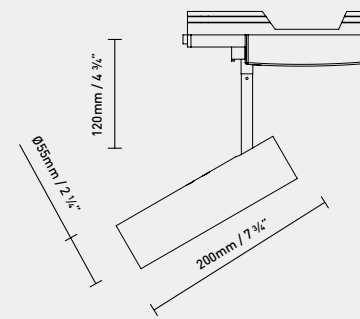
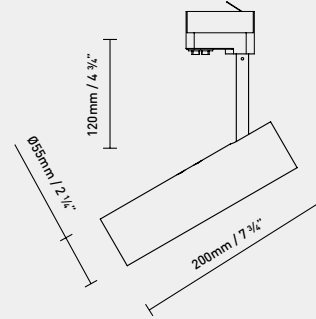
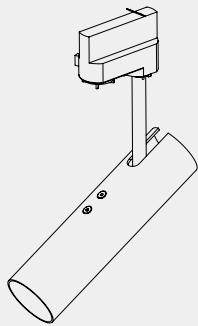
## Deep System Adapter Box



Deep System Adapter Metro

## Deep System Light Sources

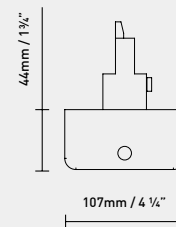
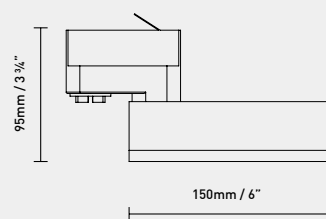
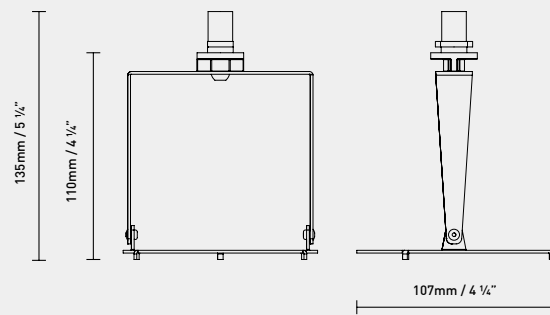
### Deep System Spot 55 Adapter



CODE:  
 852615 Deep System Spot 55 Adapter GU10 Black  
 852616 Deep System Spot 55 Adapter GU10 White  
 LED 5W / Halo. (GU10)

CODE:  
 852610 Deep System Spot 55 Adapter LED Black  
 852611 Deep System Spot 55 Adapter LED White  
 LED 9,5W 690lm 250mA 2700K CRI90 230V

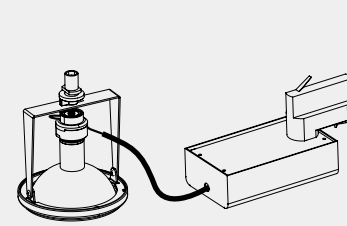
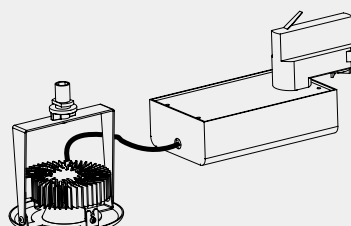
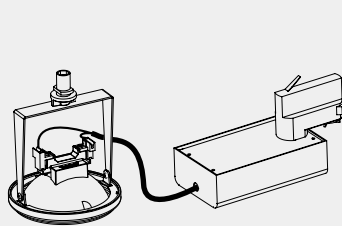
### Deep System Cardan Adapter



CODE:  
 852620 Deep System Cardan Adapter QR111  
 100W (GX53) 12V  
 Halo. QR-111 max. 100W (GX53) 12V

CODE:  
 852626 Deep System Cardan Adapter LED  
 LED 12,6W 1380lm 700mA 3000K CRI80 230V  
 (Lenses 15°, 25°, 44°)

CODE:  
 852622 Deep System Cardan Adapter CDM-R  
 70W (GX8.5) 230V  
 Halo. met. CDM-R 111 70W (GX8.5) 230V



Lenses:


CODE:  
 852426A Deep System Cardan Lens 15°

852426B Deep System Cardan Lens 25°

852426C Deep System Cardan Lens 44°

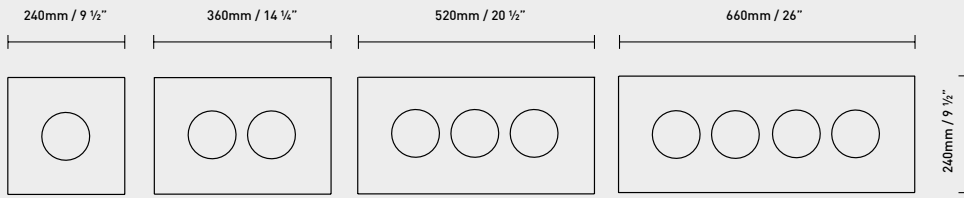




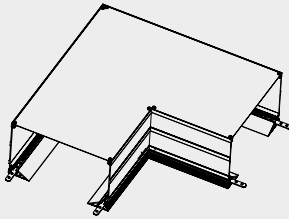


**Accessories**

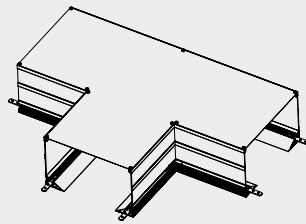
Upper Caps



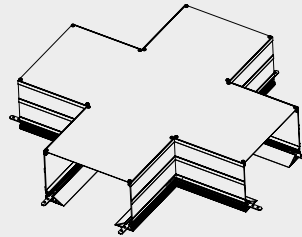
CODE:  
852506 Deep System L Conexión



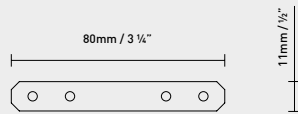
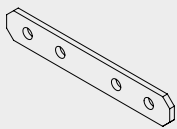
CODE:  
852507 Deep System T Conexión



CODE:  
852508 Deep System X Conexión



Deep System 180° Angle



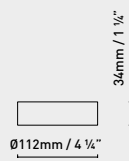
**Decorative Ring for Deep Cardan**



CODE:  
852422 Deep Decorative Ring QR-111



CODE:  
852423 Deep Decorative Ring QR-111  
+ Honeycomb Grille Mesh



CODE:  
852422 Deep Decorative Ring CDMR-111



CODE:  
852425 Deep Decorative Ring CDMR-111  
+ Honeycomb Grille Mesh



# Deep R

---

*David Abad*





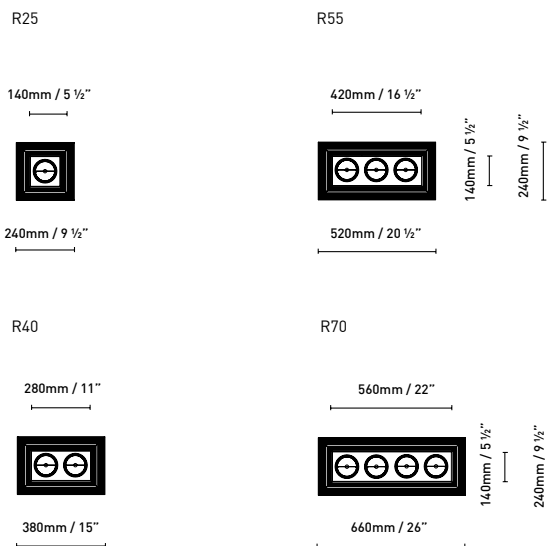
Luminarias empotrables trimless de perfilera de aluminio extruido, que crean una profundidad en el techo. Luz orientable y directa. Ofrece la posibilidad de instalar proyectores halógenos y halogenuros, así como proyectores LED o fluorescencia. Acabado: negro mate.

Trimless, extruded aluminium profile lamps which create a sensation of depth in the ceiling. Adjustable and direct light. It offers the possibility of installing halogen projectors and halides, as well as LED projectors or fluorescence. Black matte finish.


*Nahtlose Trimless-Einbauleuchten mit Schienen aus extrudiertem Aluminium. Schaffen Tiefenwirkung an der Decke. Ausrichtbare, direkte Beleuchtung. Ausgelegt für Strahler mit Halogenlampen und Metaldampf-Halogenlampen sowie LED- und Leuchtstoff-Strahler. Ausführung: Schwarz matt.*

- ◊ DEEP R25: LED 12,6W 1380lm 700mA 3000K CRI80 DIM 230V  
(Lenses 15°, 25°, 44°)  
Halo. QR111 max. 100W (G53)  
Halo. met. CDM-R 111 70W (GX8.5)
- DEEP R40: LED 2 x 12,6W 2760lm 700mA 3000K CRI80 DIM 230V  
(Lenses 15°, 25°, 44°)  
Halo. QR111 2 x max. 100W (G53)  
Halo met. CDM-R 111 2 x 70W (GX8.5)
- DEEP R55: LED 3 x 12,6W 4140lm 700mA 3000K CRI80 DIM 230V  
(Lenses 15°, 25°, 44°)  
Halo. QR111 3 x max. 100W (G53)  
Halo met. CDM-R 111 3 x 70W (GX8.5)
- DEEP R70: LED 4 x 12,6W 5520lm 700mA 3000K CRI80 DIM 230V  
(Lenses 15°, 25°, 44°)  
Halo. QR111 4 x max. 100W (G53)  
Halo met. CDM-R 111 4 x 70W (GX8.5)

DEEP R25 LED: LED 2 x 6,2W 1880lm 350mA 3000K CRI>80  
 DEEP R25 Fluo: Fluo. 2 x 13W (G24-q1)  
 DEEP R40 LED: LED 2 x 11,4W 3440lm 350mA 3000K CRI>80  
 DEEP R40 Fluo: Fluo. 2 x 18W (2G11)




■ Black (matte)



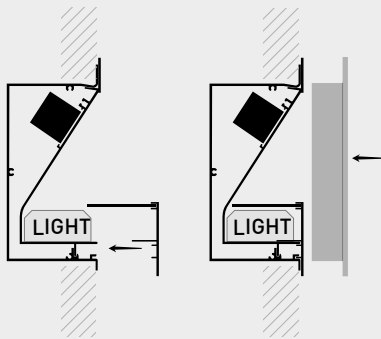
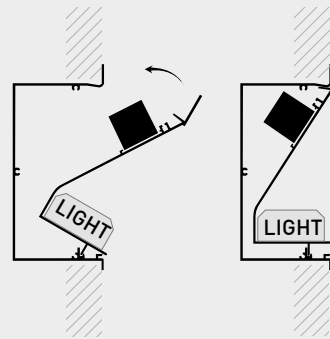
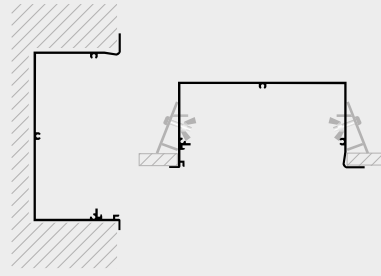
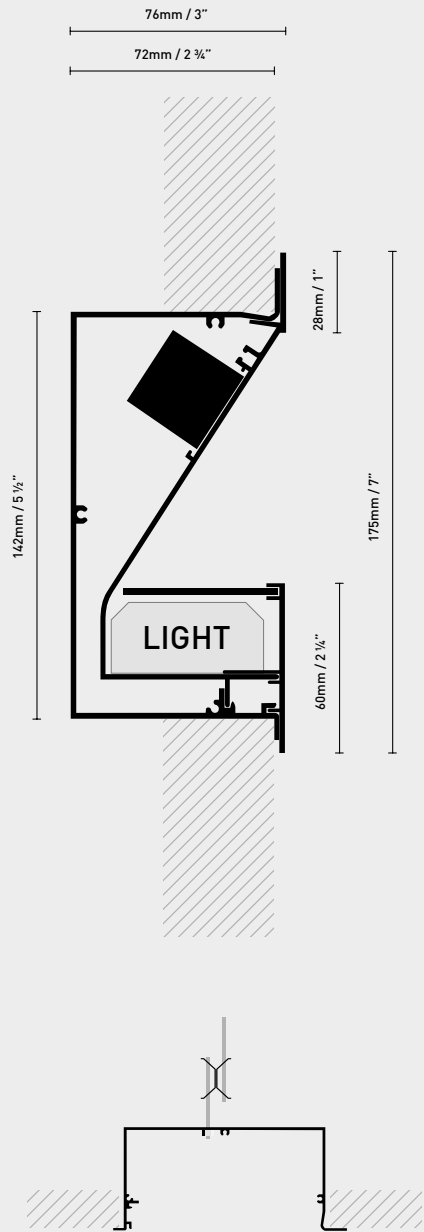
# K.System

*Laia Roca*



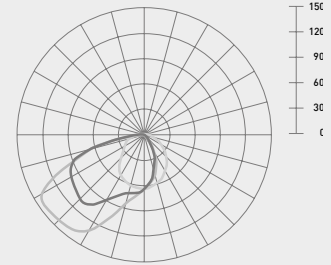


K.System recessed



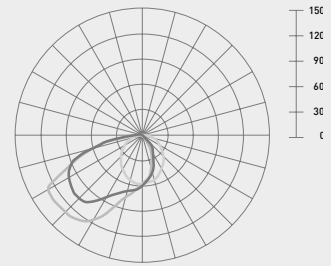
**KEF 600**

Fluo. 2 x 24W (G5)  
LED 2 x 10,5W 3180lm 450mA 3000K CRI>80 230V



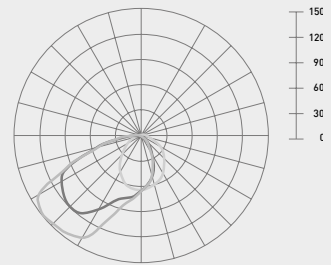
**KEF 900**

Fluo. 2 x 39W (G5) Ø16 mm  
LED 2 x 15,7W 5020lm 450mA 3000K CRI>80 230V



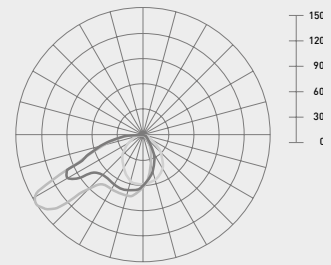
**KEF 1200**

Fluo. 2 x 54W (G5) Ø16 mm  
LED 2 x 21W 6360lm 450mA 3000K CRI>80 230V



**KEH 225**

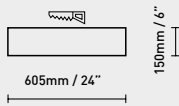
Halo. max. 150W (R7s)  
LED 2 x 2,6W 800lm 450mA 3000K CRI>80 230V



**KEF 600**

CODE:

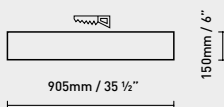
- 633400 Fluo. 2 x 24W (G5)
- 633400L LED 2 x 10,5W 3180lm 450mA 3000K CRI>80 230V



**KEF 900**

CODE:

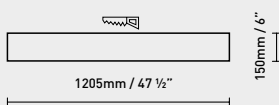
- 633401 Fluo. 2 x 39W (G5)
- 633401L LED 2 x 15,7W 5020lm 450mA 3000K CRI>80 230V



**KEF 1200**

CODE:

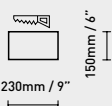
- 633402 Fluo. 2 x 54W (G5)
- 633402L LED 2 x 21W 6360lm 450mA 3000K CRI>80 230V



**KEH 225**

CODE:

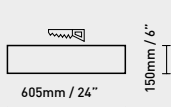
- 633420 Halo. max. 150W (R7s)
- 633420L LED 2 x 2,6W 800lm 450mA 3000K CRI>80 230V



**KEE 600**

CODE:

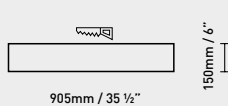
- 633490 Emergency
- Fluo. 14W (G5) Ø16 mm



**KEE 900**

CODE:

- 633491 Emergency
- Fluo. 21W (G5) Ø16 mm



**Módulos / Modules / Elemente**

**KEF 585**

CODE:

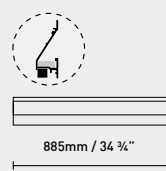
- 633800 Fluo. 2 x 24W (G5)
- 633800L LED 2 x 10,5W 3180lm 450mA 3000K CRI>80 230V



**KEF 885**

CODE:

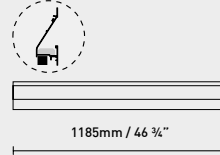
- 633801 Fluo. 2 x 39W (G5)
- 633801L LED 2 x 15,7W 5020lm 450mA 3000K CRI>80 230V



**KEF 1185**

CODE:

- 633802 Fluo. 2 x 54W (G5)
- 633802L LED 2 x 21W 6360lm 450mA 3000K CRI>80 230V



**KEH 210**

CODE:

- 633820 Halo. max. 150W (R7s)
- 633820L LED 2 x 2,6W 800lm 450mA 3000K CRI>80 230V



**KEE 585**

CODE:

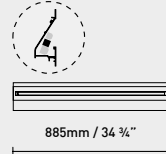
- 633890 Emergency
- Fluo. 14W (G5) Ø16 mm



**KEE 885**

CODE:

- 633891 Emergency
- Fluo. 21W (G5) Ø16 mm



**Tapas / Covers / Abdeckungen**

CODE:

**633981 KET (2un.)**

**Juego de tapas laterales.**

Set of side covers.

Satz mit seitlichen Abdeckungen.

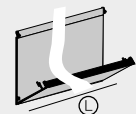


**Carcasa / Casing / Gehäuse**

CODE:

**633991 KEC CASING (1M)**

KEC .....mm.



K.System permite la combinación de módulos unitarios para lograr líneas infinitas. Para ello, además de los módulos, son necesarias las carcasa, así como las tapas laterales.

K.System allows for single modules to be combined for infinite lines. To do so, the casing and the side covers are also required, as well as the modules.

Mit K.System können Einheitselemente miteinander zu endlos langen Reihen kombiniert werden. Dazu sind zusätzlich zu den Elementen auch die Gehäuse sowie die seitlichen Abdeckungen notwendig.

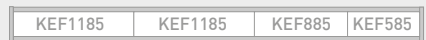
**Carcasa de alojamiento de módulos.**

Module housing casing.

Gehäuse zur Unterbringung der Elemente.



**Ejemplo / Example / Beispiel**



L=1185+1185+885+585+12=3852mm. KEC 3852



**Difusor metacrilato opal.**


Opal methacrylate diffuser.

Diffusor aus Acrylglas in Opal.

KDF 585/600 (L=585 mm.)

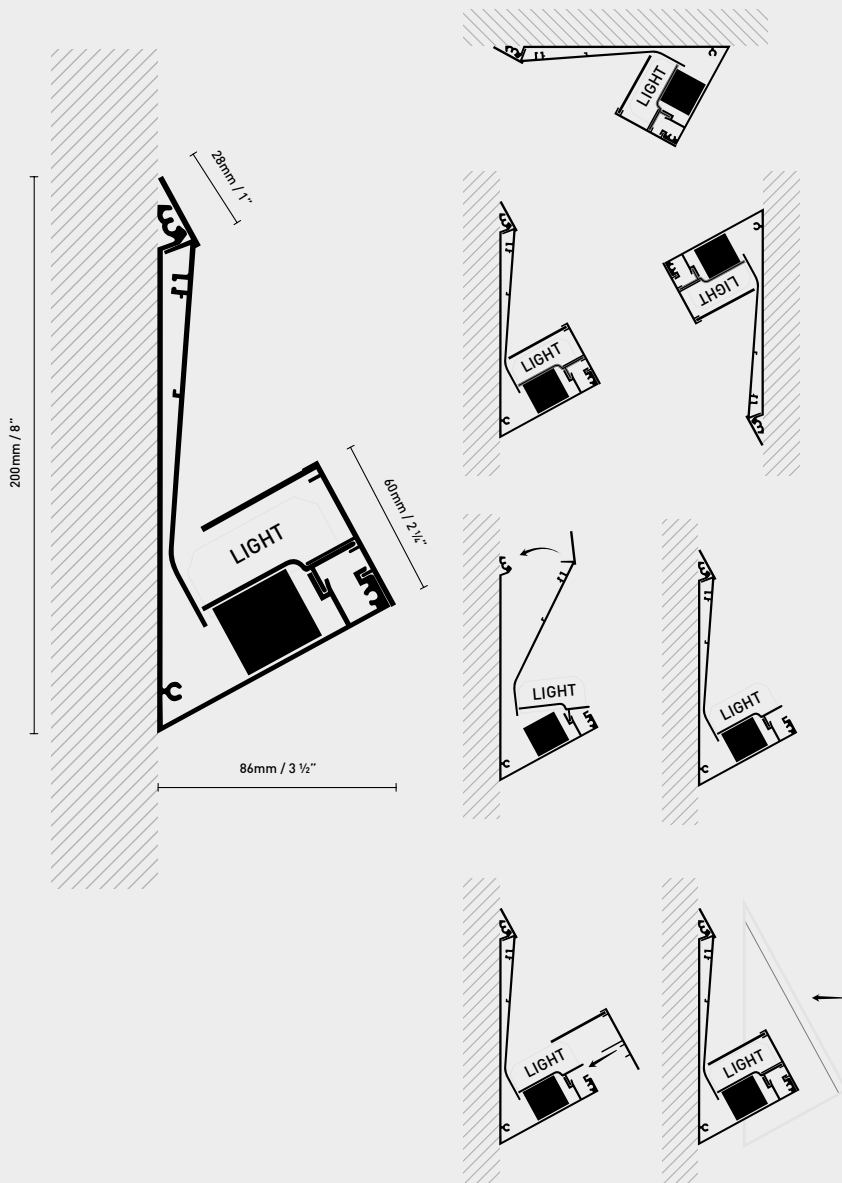
KDF 885/900 (L=885 mm.)

KDF 1185/1200 (L=1185 mm.)



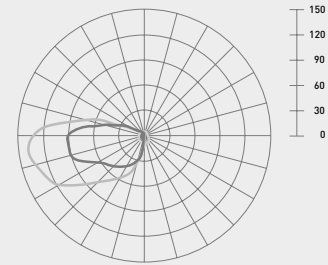


K.System surface



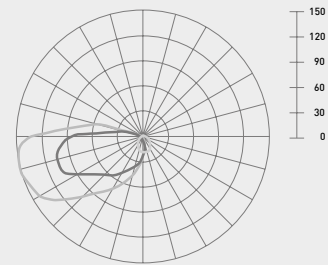
**KSF 600**

Fluo. 2 x 24W (G5) Ø16 mm  
LED 2 x 10,5W 3180lm 450mA 3000K CRI>80 230V



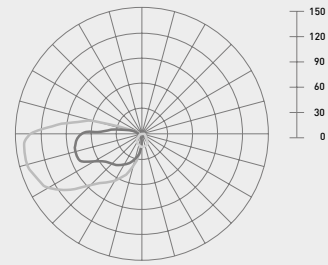
**KSF 900**

Fluo. 2 x 39W (G5) Ø16 mm  
LED 2 x 15,7W 5020lm 450mA 3000K CRI>80 230V



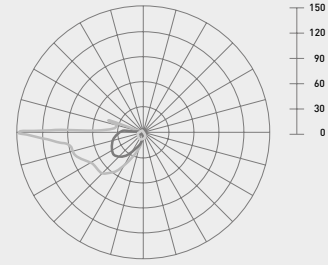
**KSF 1200**

Fluo. 2 x 54W (G5) Ø16 mm  
LED 2 x 21W 6360lm 450mA 3000K CRI>80 230V



**KSH 225**

Halo. max. 150W (R7s)  
LED 2 x 2,6W 800lm 450mA 3000K CRI>80 230V



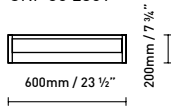




**KSF 600**

CODE:


- 633200 Fluo. 2 x 24W (G5) Ø16 mm
- 633200L LED 2 x 10,5W 3180lm 450mA 3000K
- CRI>80 230V



**KSF 900**

CODE:


- 633201 Fluo. 2 x 39W (G5) Ø16 mm
- 633201L LED 2 x 15,7W 5020lm 450mA 3000K
- CRI>80 230V



**KSF 1200**

CODE:

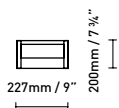
- 633202 Fluo. 2 x 54W (G5) Ø16 mm
- 633202L LED 2 x 21W 6360lm 450mA 3000K
- CRI>80 230V



**KSH 225**

CODE:

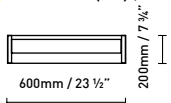
- 633220 Halo. max. 150W (R7s)
- 633220L LED 2 x 2,6W 800lm 450mA 3000K
- CRI>80 230V



**KSE 600**

CODE:


- 633290 Emergency
- Fluo. 14W (G5) Ø16 mm



**KSE 900**

CODE:

- 633291 Emergency
- Fluo. 21W (G5) Ø16 mm

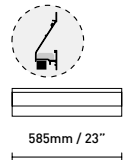


Módulos / Modules / Elemente

**KSF 585**

CODE:

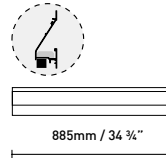
- 633600 Fluo. 2 x 24W (G5)
- 633600L LED 2 x 10,5W 3180lm 450mA 3000K
- CRI>80 230V



**KSF 885**

CODE:

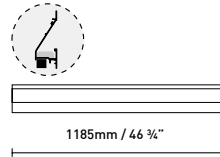
- 633601 Fluo. 2 x 39W (G5)
- 633601L LED 2 x 15,7W 5020lm 450mA 3000K
- CRI>80 230V



**KSF 1185**

CODE:

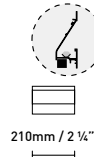
- 633602 Fluo. 2 x 54W (G5)
- 633602L LED 2 x 21W 6360lm 450mA 3000K
- CRI>80 230V



**KSH 210**

CODE:

- 633620 Halo. max. 150W (R7s)
- 633620L LED 2 x 2,6W 800lm 450mA 3000K
- CRI>80 230V



**KSE 585**

CODE:

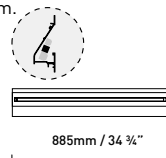
- 633690 Emergency
- Fluo. 14W (G5) Ø16 mm



**KSE 885**

CODE:

- 633691 Emergency
- Fluo. 21W (G5) Ø16 mm



Tapas / Covers / Abdeckungen

CODE:

**633980 KST (2un.)**

**Juego de tapas laterales.**

Set of side covers.

Satz mit seitlichen Abdeckungen.

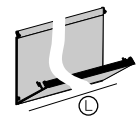


Carcasa / Casing / Gehäuse

CODE:

**633990 KSC CASING (1M)**

KSC-----mm.



K.System permite la combinación de módulos unitarios para lograr líneas continuas. Para ello, además de los módulos, son necesarias las carcasa, así como las tapas laterales.

K.System allows various single modules to be combined to achieve continuous lines. To do so, the casing and the side covers are also required, as well as the modules.

K.System erlaubt die Kombination einzelner Module, die in Reihe geschaltet werden. Dazu sind zusätzlich zu den Elementen auch die Gehäuse sowie die seitlichen Abdeckungen notwendig.

**Carcasa de alojamiento de módulos.**

Module housing casing.

Gehäuse zur Unterbringung der Elemente.

$$L=L1+L2+L3+...+12mm.$$

Ejemplo / Example / Beispiel

KSF1185	KSF1185	KSF885	KSF585
---------	---------	--------	--------

$$L=1185+1185+885+585+12=3852mm. KSC 3852$$

**Difusor metacrilato opal.**


Opal methacrylate diffuser.

Diffusor aus Acrylglas in Opal.

KDF 585/600 (L=585 mm.)

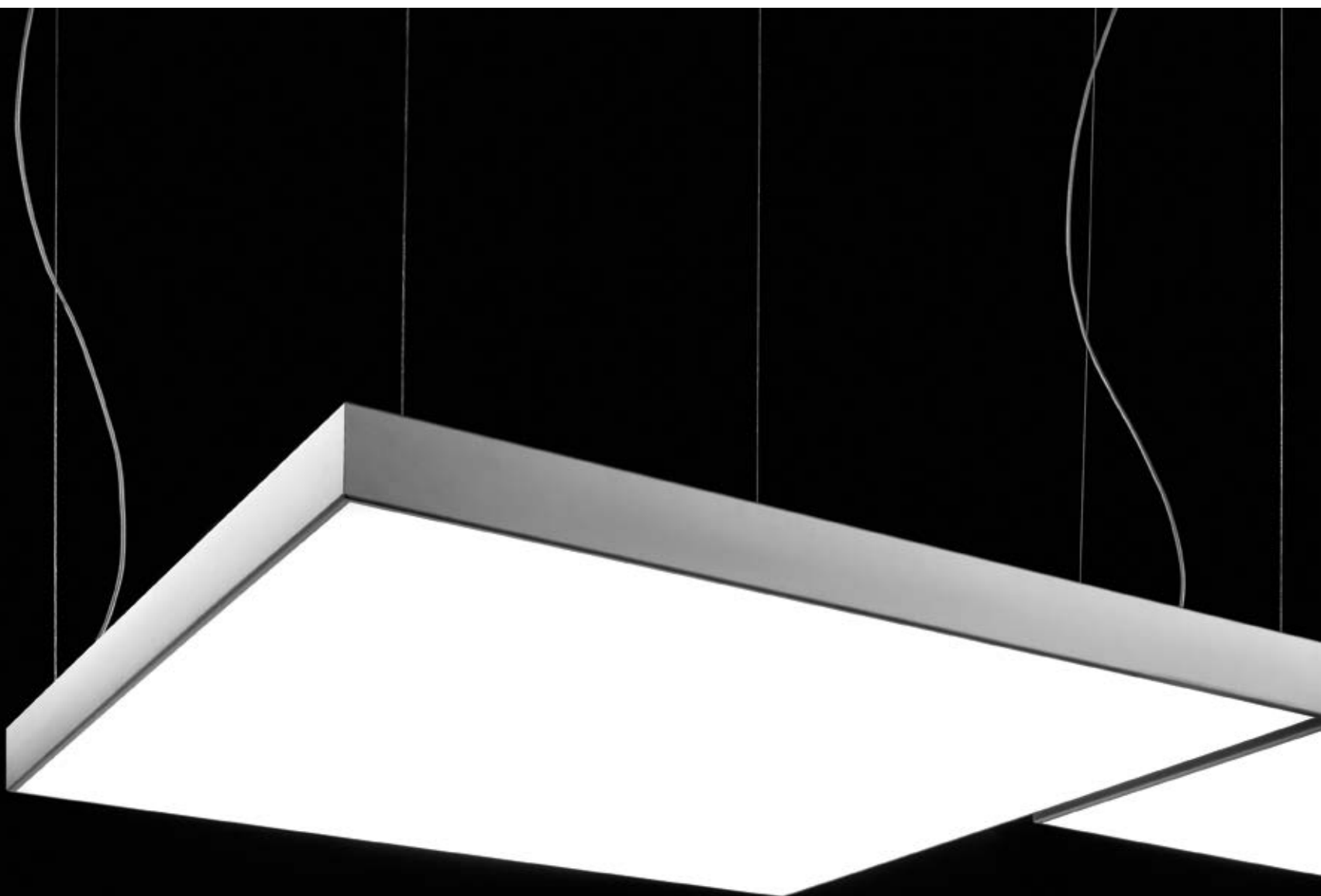
KDF 885/900 (L=885 mm.)

KDF 1185/1200 (L=1185 mm.)



# L Flow

*David Abad*



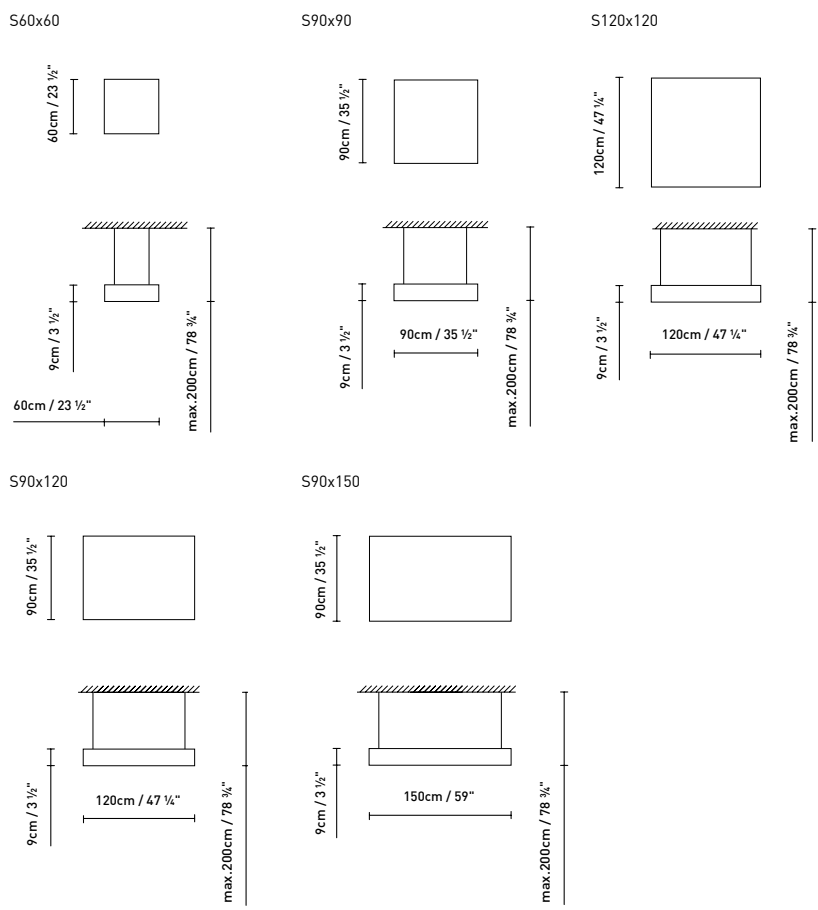


Colección de luminarias compuesta por suspensión (S) y plafón (C), fabricada en aluminio y disponible en dos acabados: anodizado plata satinado, y blanco mate texturado. L Flow porta un difusor blanco opal, que emite luz directa y difusa. Disponible versión dimmer y versión RGB. Consultar kit de emergencia.

A collection of lamps composed of suspension (S) and ceiling (C) versions, made of aluminium and available in two finishes: anodised satin silver and textured matte white. The L Flow features an opal white diffuser that emits direct and diffuse light. Dimmer and RGB versions are available. Emergency kit under request.

Leuchtenkollektion mit Hängeleuchte (S) und Deckenleuchte (C), hergestellt aus Aluminium und verfügbar in zwei Ausführungen: anodisiert silber-matt und weiß-matt texturiert. L Flow ist mit opalweißem Diffusor für direkte Beleuchtung oder Streulicht versehen. Auch mit Dimmer, RGB-Version verfügbar. Fragen Sie nach dem Notbeleuchtungs-Modul.

- ◆ S60x60 LED: LED 8 x 10,5W 13360lm 450mA 3000K CRI>80 230V
- S60x60 FLUO: Fluo. 8 x 14/24W (G5)
- S90x90 LED: LED 8 x 15,7W 20080lm 450mA 3000K CRI>80 230V
- S90x90 FLUO: Fluo. 8 x 21/39W (G5)
- S120x120 LED: LED 12 x 21W 40080lm 450mA 3000K CRI>80 230V
- S120x120 FLUO: Fluo. 12 x 28/54W (G5)
- S90x120 LED: LED 8 x 21W 26720lm 450mA 3000K CRI>80 230V
- S90x120 FLUO: Fluo. 8 x 28/54W (G5)
- S90x150 LED: LED 8 x 26,2W 33440lm 450mA 3000K CRI>80 230V
- S90x150 FLUO: Fluo. 8 x 80W (G5)



Silver (satin)
  White (matte)





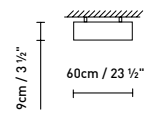
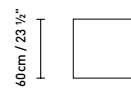
ROPOLITAN

METROPOLITAN  
BIENVENIDO  
AL CLUB

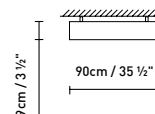
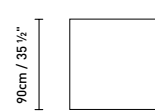


- ◊ C60x60 LED: LED 8 x 10,5W 13360lm 450mA 3000K CRI>80 230V
- C60x60 FLUO: Fluo. 8 x 14/24W (G5)
- C90x90 LED: LED 8 x 15,7W 20080lm 450mA 3000K CRI>80 230V
- C90x90 FLUO: Fluo. 8 x 21/39W (G5)
- C120x120 LED: LED 12 x 21W 40080lm 450mA 3000K CRI>80 230V
- C120x120 FLUO: Fluo. 12 x 28/54W (G5)
- C90x120 LED: LED 8 x 21W 26720lm 450mA 3000K CRI>80 230V
- C90x120 FLUO: Fluo. 8 x 28/54W (G5)
- C90x150 LED: LED 8 x 26,2W 33440lm 450mA 3000K CRI>80 230V
- C90x150 FLUO: Fluo. 8 x 80W (G5)

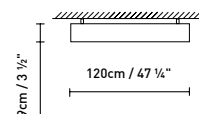
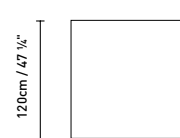
C60x60



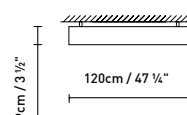
C90x90



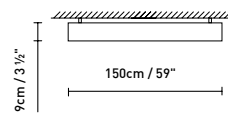
C120x120



C90x120



C90x150



■ Silver (satin)

□ White (matte)





# Linia

*AIA Salazar-Navarro*





Linia es un sistema de iluminación que permite la creación de líneas continuas. Está compuesto por un módulo de iluminación y un módulo técnico. El módulo de iluminación está disponible en diferentes longitudes, que alojan lámparas fluorescentes T5, o LED e incorpora también equipos electrónicos. Ofrece la posibilidad de incorporar iluminación de emergencia. En su sección se integran dos difusores longitudinales de impulsión de aire climatizado con posibilidad de incluir un accesorio que regula el caudal. El módulo técnico o de servicios, cuyas dimensiones se pueden personalizar, es capaz de incorporar megafonía, detección y extinción de incendios, detector de presencia, fotocélulas, etc...

El conjunto formado por la luminaria y el difusor de aire climatizado están fabricados en extrusión de aluminio prelacado. El cuerpo del difusor de aire es de acero electrozincado. Linia está disponible con dos tipos de difusor: de acero microperforado o de policarbonato opalino. En función del tipo de difusor, el conjunto está disponible en dos acabados superficiales: blanco mate (RAL 9010) para el difusor de policarbonato, y gris mate (RAL 9006), para el difusor microperforado.

Con Linia se suministrará una clema con un conjunto de tres hilos, de longitud superior a la luminaria, para facilitar la instalación modular del sistema Linia. Bajo pedido, se puede suministrar con reactancia regulable o compatible con un sistema Dali, y también con un único fluorescente.

Linia is a lighting system designed to be fitted to the ceiling, allowing for the creation of continuous lines. It comprises a lighting module and a technical module. The lighting module is available in different lengths which holds T5 or LED bulbs, and also incorporates electronic equipments. It can also be made to incorporate emergency lighting. There are two diffusers running lengthways along this section to blow hot or cold air, and an accessory can be included to adjust the flow. The technical or service module, which can be made to any size depending on the client's requirements, can be used to incorporate a loud-speaker system, fire detection and extinguishing equipment, motion sensors, photocells, etc.

The section comprising the lamp and the hot/cold air diffuser is made from pre-lacquered injected aluminium. The air diffuser section is made out of electro galvanised steel. Linia comes with two types of diffuser: micro-perforated steel or opaline polycarbonate. Depending on the type of diffuser chosen, the light is available in two different finishes: matte white (RAL 9010) for the polycarbonate diffuser, and matte grey (RAL 9006), for the micro-perforated diffuser.

Linia is supplied with a terminal box with a set of threes, which is longer than the lamp, to facilitate the modular installation of the Linia system. It can also be ordered with an adjustable ballast, can be made compatible with the Dali system, and also with a single fluorescent bulb.

*Das Deckenbeleuchtungssystem Linia erlaubt die das Schalten in Reihe von mehreren Beleuchtungseinheiten. Linia setzt sich zusammen aus dem eigentlichen Leuchtkörper und einem technischen Modul. Der Beleuchtungskörper sind mit T5-Leuchtstoffröhre oder LED und mit elektronischer Geräte ausgestattet. Kann auch mit Notbeleuchtung ausgestattet werden. In die Beleuchtungsmodule integriert sind Belüftungsausgänge für die Klimaanlage; zur Regulierung des Luftstroms ist ein Zusatz-Kit lieferbar. Die Größe des technischen Servicemoduls wird dem gewünschten Leistungsumfang angepasst. Eingebaut werden können Lautsprecheranlage, Feuermelder und Sprinkleranlage, Bewegungsmelder, Lichtsensoren usw.*

*Das Modul, in dem Leuchtkörper und Belüftungsausgang der Klimaanlage untergebracht sind, besteht aus gepresstem und vorlackiertem Aluminium. Das Gehäuse des Belüftungsmoduls ist aus elektroverzinktem Stahl. Die Leuchtenreihe ist mit zwei verschiedenen Diffusortypen lieferbar: mikroperforierter Stahl oder opalweißes Polykarbonat. Je nach Diffusortyp ist die Leuchte hinsichtlich ihrer Oberfläche in zwei Ausführungen lieferbar: Weiß matt (RAL 9010) für den Polykarbonat-Diffusor, und Grau matt (RAL 9006) für den mikroperforierten Diffusor.*

*Mitgeliefert wird bei Linia ein dreipoliges Kabel, länger als der Beleuchtungskörper, so dass sich das Modul in Reihe anschließen lässt. Auf Wunsch lieferbar mit regulierbarer Drosselung, kompatibel mit dem Dali-System, oder mit einer einzigen Leuchtstoffröhre.*

DP: White (matte)       DM: Grey (matte)

 IP20    DIM





Módulo de iluminación / Lamp module / Leuchtkörpermodul

**DP: Difusor de policarbonato (extrusión de aluminio acabado en blanco).**

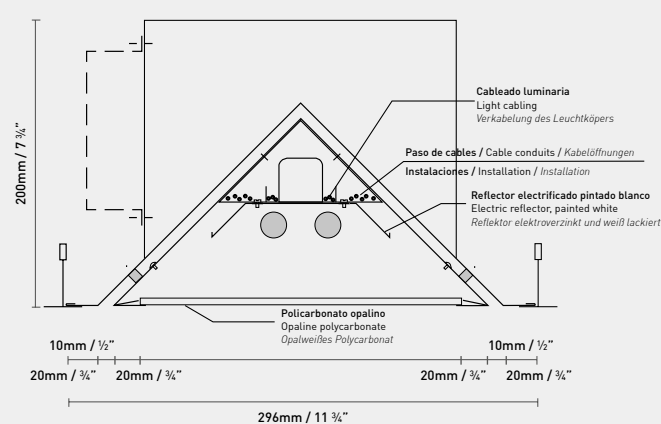
DP: Polycarbonate vent (extruded aluminium with a white finish).

DP: Diffusor aus Polycarbonat (gepresstes Aluminium, weiß lackiert).

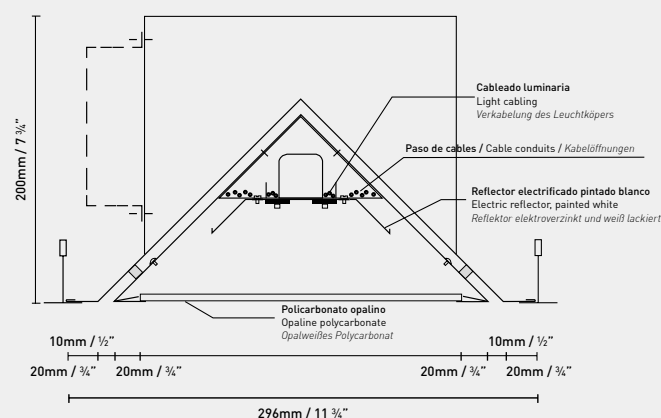
CODE:

- LI E280DP LINIA E280 DP FLUO: Fluó. 2 x 80W (G5) 1480 x 297 mm.
- LI E254DP LINIA E254 DP FLUO: Fluó. 2 x 54W (G5) 1180 x 297 mm.
- LI E239DP LINIA E239 DP FLUO: Fluó. 2 x 39W (G5) 880 x 297 mm.
- LI E224DP LINIA E224 DP FLUO: Fluó. 2 x 24W (G5) 580 x 297 mm.

DP FLUO



DP LED



CODE:

- LI E280DPL LINIA E280 DP LED: LED 2 x 26,2W 8360lm 450mA 3000K CRI>80 230V
- LI E254DPL LINIA E254 DP LED: LED 2 x 21W 6360lm 450mA 3000K CRI>80 230V
- LI E239DPL LINIA E239 DP LED: LED 2 x 15,7W 5020lm 450mA 3000K CRI>80 230V
- LI E224DPL LINIA E224 DP LED: LED 2 x 10,5W 3180lm 450mA 3000K CRI>80 230V

Módulo de iluminación / Lamp module / Leuchtkörpermodul

**DM: Difusor microperforado (extrusión de aluminio acabado en gris).**

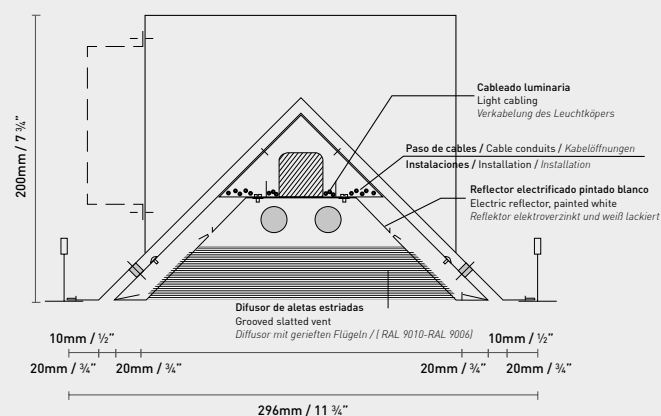
DM: Micro-perforated vent (extruded aluminium with a grey finish).

DM: Diffusor mit Mikroperforation (gepresstes Aluminium, grau lackiert).

CODE:

- LI E280DM LINIA E280 DM: Fluó. 2 x 80W (G5) 1480 x 297 mm.
- LI F254DM LINIA E254 DM: Fluó. 2 x 54W (G5) 1180 x 297 mm.
- LI F239DM LINIA E239 DM: Fluó. 2 x 39W (G5) 880 x 297 mm.
- LI E224DM LINIA E224 DM: Fluó. 2 x 24W (G5) 580 x 297 mm.

DM



Linia DP

Módulo de iluminación / Lamp module / Leuchtkörpermodul

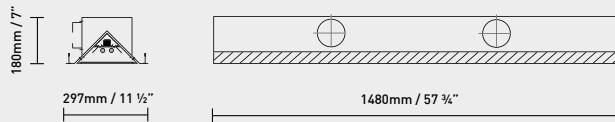
DP: Difusor de policarbonato (extrusión de aluminio acabado en blanco).

DP: Polycarbonate vent (extruded aluminium with a white finish).

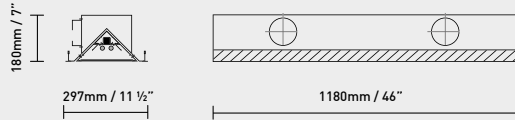
DP: Diffusor aus Polykarbonat (gepresstes Aluminium, weiß lackiert).

DP FLUO

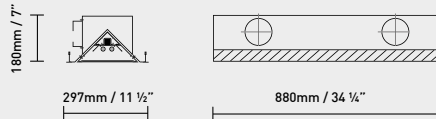
LINIA E280 DP FLUO  
Fluo. 2 x 80W (G5)



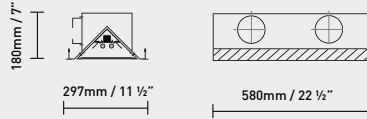
LINIA E254 DP FLUO  
Fluo. 2 x 54W (G5)



LINIA E239 DP FLUO  
Fluo. 2 x 39W (G5)

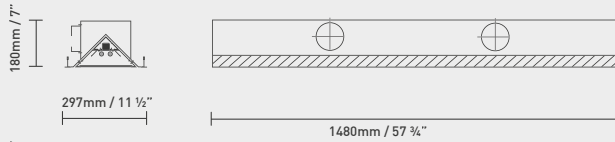


LINIA E224 DP FLUO  
Fluo. 2 x 24W (G5)

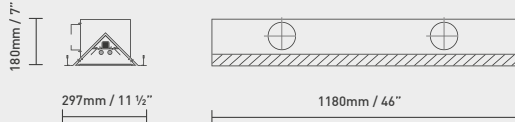


DP LED

LINIA E280 DP LED  
LED 2 x 26,2W 3860lm  
450mA 3000K CRI>80 230V



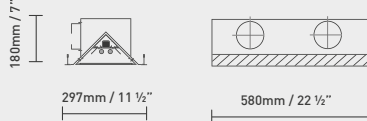
LINIA E254 DP LED  
LED 2 x 21W 6360lm  
450mA 3000K CRI>80 230V



LINIA E239 DP LED  
LED 2 x 15,7W 5020lm  
450mA 3000K CRI>80 230V

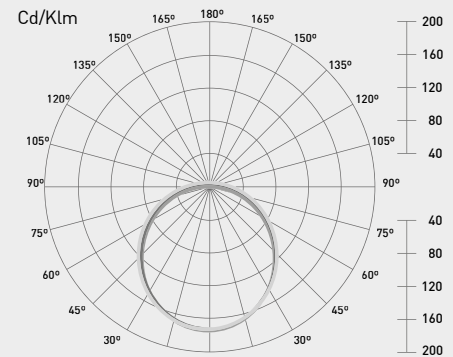


LINIA E224 DP LED  
LED 2 x 10,5W 3180lm  
450mA 3000K CRI>80 230V



Fotometría / Photometrics / Photometrie

LINIA E280 DP  
Fluo. 2 x 80W (G5)



C0-C180 C45-C225 C90-C270

- \* Bajo pedido, enviamos un fichero LTD para realizar el cálculo lumínico de las luminarias.
- \* On request, we can send an LTD sheet to carry out light calculations for the lamps.
- \* Auf Wunsch liefern wir eine Tabelle zur Berechnung der benötigten Lichtstärke mit.



Tabla de deslumbramiento UGR / UGR glare table / Tabelle ZUR blendfreiheit

		Grados de reflexión / Degrees of reflection / Reflektionsstärke									
		0.7	0.7	0.5	0.5	0.3	0.7	0.7	0.5	0.5	0.3
Techo / Ceiling / Decke		0.7	0.7	0.5	0.5	0.3	0.7	0.7	0.5	0.5	0.3
Paredes / Walls / Wände		0.5	0.3	0.5	0.3	0.3	0.5	0.3	0.5	0.3	0.3
Suelo / Floor / Boden		0.2	0.2	0.2	0.2	0.2	0.2	0.2	0.2	0.2	0.2
Dimensiones del espacio / Space measurements / Räumliche Darstellung		Vista en dirección / Seen from angle / Ansicht / C0					Vista en dirección / Seen from angle / Ansicht / C90				
x	y										
2H	2H	17.8	19.4	18.1	19.7	20.1	18.1	19.8	18.5	20.1	20.4
	3H	19.3	20.8	19.7	21.1	21.5	20.0	21.5	20.4	21.8	22.2
	4H	19.9	21.3	20.3	21.6	22.0	20.8	22.3	21.2	22.6	23.0
	6H	20.3	21.6	20.7	21.9	22.3	21.6	22.9	22.0	23.2	23.6
	8H	20.3	21.6	20.7	22.0	22.4	21.8	23.1	22.2	23.4	23.8
4H	12H	20.3	21.6	20.7	21.9	20.3	22.0	23.2	22.4	23.6	24.0
	2H	18.6	20.0	19.0	20.3	20.7	18.9	20.3	19.2	20.6	21.0
	3H	20.3	21.5	20.7	21.9	22.3	20.9	22.1	21.3	22.5	22.9
	4H	21.0	22.1	21.5	22.5	22.9	21.9	23.0	22.3	23.4	23.8
	6H	21.5	22.4	21.9	22.9	23.3	22.7	23.7	23.2	24.1	24.5
8H	8H	21.6	22.5	22.0	22.9	23.4	23.0	23.9	23.5	24.4	24.8
	12H	21.6	22.5	22.1	22.9	23.4	23.3	24.2	23.8	24.6	25.1
	4H	21.4	22.3	21.9	22.7	23.2	22.1	23.0	22.6	23.5	23.9
	6H	21.9	22.7	22.4	23.2	23.6	23.1	23.8	23.6	24.3	24.8
	8H	22.2	22.8	22.7	23.3	23.8	23.6	24.2	24.1	24.7	25.2
12H	12H	22.2	22.8	22.8	23.3	23.8	24.0	24.5	24.5	25.0	25.5
	4H	21.4	22.3	21.9	22.7	23.2	22.2	23.0	22.7	23.4	23.9
	6H	22.1	22.7	22.6	23.2	23.7	23.2	23.8	23.7	24.3	24.8
	8H	22.3	22.8	22.8	23.3	23.9	23.6	24.2	24.2	24.7	25.2

Distancia entre las luminarias / Distance between lamps / Abstand zwischen den Leuchtkörpern: 0.25

Tabla de valores de la intensidad / Intensity values table / Grafik zur Lichtintensität (cd/klm)

	0	45	90
0	174.36	174.36	174.36
5	174.05	172.08	172.22
10	171.24	169.51	169.68
15	166.93	165.57	165.60
20	161.18	160.01	160.17
25	153.85	153.10	153.70
30	145.37	145.07	145.83
35	135.85	135.79	136.67
40	124.78	125.66	127.09
45	113.17	114.37	116.80
50	100.42	102.33	105.21
55	87.30	89.76	93.24
60	73.61	76.82	80.79
65	59.18	62.81	67.70
70	44.54	49.17	54.67
75	29.84	35.19	41.97
80	16.06	20.52	27.61
85	5.04	7.85	14.92
90	0.94	2.80	7.42

Rendimiento óptico / Optic performance / Optische Leistungsparameter (LOR): 50%

Flujo luminoso en el hemisferio inferior / Light flow in the bottom hemisphere / Lichtführung unterhalb des Leuchtkörpers (DLOR): 100%

Linia DM

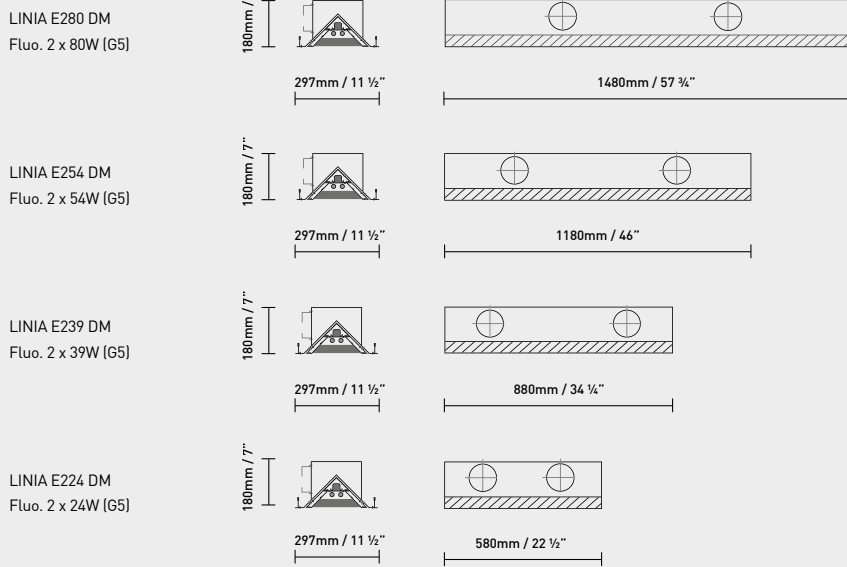
Módulo de iluminación / Lamp module / Leuchtkörpermodul

DM: Difusor microperforado (extrusión de aluminio acabado en gris).

DM: Micro-perforated vent (extruded aluminium with a grey finish).

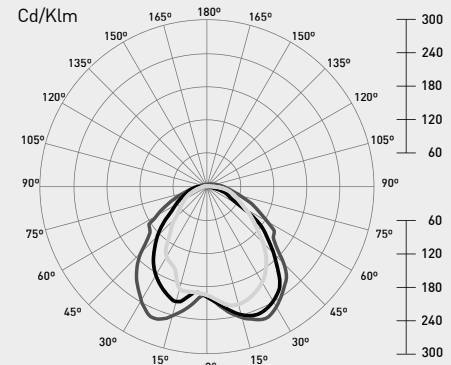
DM: Diffusor mit Mikroperforation (gepresstes Aluminium, grau lackiert).

DM FLUO



Fotometría / Photometrics / Photometrie

LINIA E280 DM  
Fluo. 2 x 80W (G5)



C0-C180 C45-C225 C90-C270 C135-C315

\* Bajo pedido, enviamos un fichero LTD para realizar el cálculo lumínico de las luminarias.  
\* On request, we can send an LTD sheet to carry out light calculations for the lamps.  
\* Auf Wunsch liefern wir eine Tabelle zur Berechnung der benötigten Lichtstärke mit.

Tabla de deslumbramiento UGR / UGR glare table / Tabelle ZUR blendfreiheit

		Grados de reflexión / Degrees of reflection / Reflektionsstärke									
		0.7	0.7	0.5	0.5	0.3	0.7	0.7	0.5	0.5	0.3
Techo / Ceiling / Decke		0.7	0.7	0.5	0.5	0.3	0.7	0.7	0.5	0.5	0.3
Paredes / Walls / Wände		0.5	0.3	0.5	0.3	0.3	0.5	0.3	0.5	0.3	0.3
Suelo / Floor / Boden		0.2	0.2	0.2	0.2	0.2	0.2	0.2	0.2	0.2	0.2
Dimensiones del espacio / Space measurements / Räumliche Darstellung		Vista en dirección / Seen from angle / Ansicht / C0					Vista en dirección / Seen from angle / Ansicht / C90				
x	y										
2H	2H	19.7	21.3	20.1	21.6	21.9	16.2	17.8	16.6	18.1	18.4
	3H	20.8	22.2	21.2	22.6	22.9	17.7	19.1	18.1	19.4	19.8
	4H	21.0	22.4	21.4	22.7	23.1	18.3	19.6	18.7	20.0	20.4
	6H	21.2	22.4	21.6	22.8	23.1	18.8	20.1	19.2	20.4	20.8
	8H	21.1	22.3	21.5	22.7	23.1	19.0	20.2	19.4	20.6	21.0
	12H	21.1	22.3	21.5	22.6	23.0	19.1	20.3	19.5	20.7	21.1
4H	2H	20.0	21.3	20.3	21.6	22.0	16.9	18.3	17.3	18.6	19.0
	3H	21.2	22.3	21.6	22.7	23.1	18.5	19.6	18.9	20.0	20.4
	4H	21.6	22.6	22.0	23.0	23.4	19.3	20.3	19.7	20.7	21.1
	6H	21.7	22.6	22.2	23.0	23.5	19.9	20.8	20.4	21.2	21.7
	8H	21.7	22.6	22.2	23.0	23.5	20.1	21.0	20.6	21.4	21.9
	12H	21.8	22.5	22.2	23.0	23.5	20.4	21.1	20.8	21.6	22.1
8H	4H	21.7	22.5	22.2	23.0	23.4	19.5	20.3	20.0	20.8	21.2
	6H	21.9	22.6	22.4	23.1	23.6	20.2	20.9	20.7	21.4	21.9
	8H	22.1	22.7	22.6	23.2	23.6	20.6	21.2	21.1	21.7	22.2
	12H	22.1	22.6	22.6	23.1	23.6	20.9	21.4	21.4	21.9	22.4
12H	4H	21.7	22.5	22.2	22.9	23.4	19.5	20.3	20.0	20.7	21.2
	6H	22.0	22.6	22.5	23.1	23.6	20.3	20.9	20.8	21.4	21.9
	8H	22.1	22.6	22.6	23.1	23.6	20.7	21.2	21.2	21.7	22.2

Distancia entre las luminarias / Distance between lamps / Abstand zwischen den Leuchtkörpern: 0.25

Se ha ignorado la falta de simetría en el plano C0-C180 / The lack of symmetry has been ignored in plan C0-C180 / Die Asymmetrie aus Abbildung C0-C180 ist hier nicht berücksichtigt

Tabla de valores de la intensidad / Intensity values table / Grafik zur Lichtintensität [cd/klm]

	0	45	90	135	180	225	270	315
0	202.44	202.44	202.44	202.44	202.44	202.44	202.44	202.44
5	213.73	215.53	213.42	215.53	213.73	205.00	199.88	205.00
10	229.98	234.20	223.06	234.20	228.77	212.52	198.98	212.52
15	243.53	244.43	221.25	244.43	243.23	213.73	186.33	213.73
20	253.46	246.54	211.92	246.54	253.76	205.90	168.27	205.90
25	255.26	243.23	202.59	243.23	255.26	194.46	154.73	194.46
30	244.73	234.79	191.75	234.79	238.71	180.01	146.60	180.01
35	228.17	220.35	176.10	220.35	219.14	164.66	134.26	164.66
40	215.83	196.87	155.33	196.87	203.49	142.09	115.90	142.09
45	185.73	167.07	131.85	167.07	170.98	117.10	100.24	117.10
50	151.12	139.08	108.07	139.08	139.98	96.33	88.51	96.33
55	142.99	108.37	89.71	108.37	132.45	79.78	76.17	79.78
60	118.91	79.78	77.37	79.78	105.66	64.12	63.22	64.12
65	87.30	62.92	63.52	62.92	72.55	49.98	49.67	49.98
70	47.27	47.57	49.98	47.57	35.53	36.13	38.54	36.13
75	25.29	33.12	38.24	33.12	20.78	24.69	27.70	24.69
80	12.05	21.38	26.80	21.38	9.34	14.15	17.77	14.15
85	4.22	10.24	14.76	10.24	2.72	5.73	9.04	5.73
90	0.31	0.61	3.62	0.61	0.01	0.91	3.62	0.91

Rendimiento óptico / Optic performance / Optische Leistungsparameter (LOR): 60.70%

Flujo luminoso en el hemisferio inferior / Light flow in the bottom hemisphere / Lichtführung unterhalb des Leuchtkörpers (DLOR): 100%





Módulo Técnico / Technical Module / Technisches Modul

El módulo técnico del sistema Linia permite alojar diferentes servicios, como megafonía, detección y extinción de incendios, detector de presencia, fotocélulas, iluminación de emergencia con regulación de flujo lumínico incorporable... Sus dimensiones se pueden personalizar.

The technical module of the Linia system can incorporate many functions, including PA system, fire detectors and extinguishers, movement detectors, photocells and emergency lighting. Linia can be manufactured to special lengths.

In das technische Servicemodul können diverse Zusatzvorrichtungen integriert werden: Lautsprecheranlage, Feuermelder und Sprinkleranlage, Bewegungsmelder, Lichtsensoren, Notbeleuchtung mit regulierbarer Fluchtrichtungsanzeige usw. Die Größe des Moduls wird dem gewünschten Leistungsumfang angepasst.

Módulo de Aire / Air Module / Belüftungsmodul

Tras la realización de diversos estudios, se ha determinado que el difusor de Linia puede vehicular un caudal de unos 200 – 250 m<sup>3</sup>/h con una pérdida de carga baja. Asimismo, el nivel sonoro es correcto para estos caudales, que también se ajustan al caudal que normalmente pueden vehicular dos conductos de diámetro 100 mm.

Having carried out various studies, it has been confirmed that the Linia air vent can carry an airflow of around 200 – 250 m<sup>3</sup>/h with low pressure loss. Furthermore, the noise level is correct for these flow levels, and they also adapt to the flow that is normally carried by two 100 mm diameter ducts.

Durch diverse Studien wurde ermittelt, dass die Lüftungsmodule von Linia einen Luftstrom von 200-250 m<sup>3</sup>/h bei geringem Strömungswiderstand ermöglichen. Die erreichten Geräuschwerte sind korrekt, wobei der Luftstrom dem entspricht, den normalerweise zwei Lüftungsöffnungen mit 100 mm Durchmesser bewältigen.

Tal y como se puede apreciar en los gráficos, la vena de aire entra dentro del local con una inclinación de unos 45°. A poca distancia del difusor.

As the graphics clearly show, the air flow enters the building at an angle of around 45°. Just a short distance from the vent.

Wie aus den Grafiken hervorgeht, tritt der Luftstrom in einem Winkel von 45° in den Raum ein. In geringer Entfernung zum Verteiler.

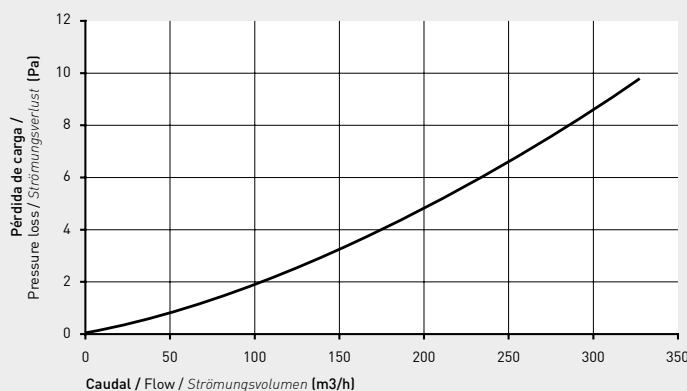
Medidas Experimentales / Experimental Measures / Versuchsbedingungen

Pérdida de Carga / Pressure Loss / Strömungsverlust

Medida de la presión estática dentro del plénum de la muestra con una sonda de Prandtl.

Static pressure measurements taken inside the plenum of the sample with a Prandtl probe.

Durchschnittlicher Staudruck der gesamten Versuchsreihe, ermittelt per Prandtlsonde.



Pérdida de Carga / Pressure Loss / Strömungsverlust

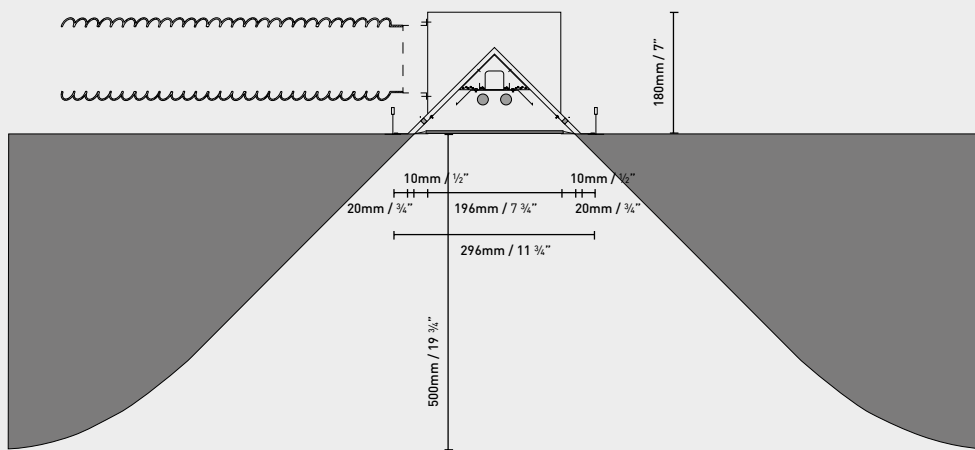
Velocidad medida a la salida del difusor colocando un anemómetro en posición perpendicular al techo.

Speed measured at the exit of the vent, by placing an anemometer perpendicularly to the ceiling.

Am Belüftungsausgang per senkrecht zur Decke angebrachtem Luftstrommesser gemessene Luftgeschwindigkeit.

Caudal / Flow / Strömungsvolumen	Pérdida de carga / Pressure loss / Strömungsverlust	Velocidad efectiva* / Effective speed / Effektive Strömungsgeschwindigkeit
m <sup>3</sup> /h	Pa	m/s
327	9,5	7,67
296	8,5	6,94
67	1,0	1,57

\*Estimada por cálculo / Estimated through calculation / Errechneter Annäherungswert



**Velocidad tangencial / Tangential speed / Tangentialgeschwindigkeit**

Velocidad tangencial / Tangential speed / Tangentialgeschwindigkeit				
Caudal / Flow / Strömungsvolumen	v1	v2	v3	v4
m³/h	m/s	m/s	m/s	m/s
253	1,08	0,96	1,40	1,08
	1,03	1,10	0,00	1,00
340	1,16	1,04	1,59	1,28
	0,96	1,20	0,00	1,18



Marc

---

*David Abad*

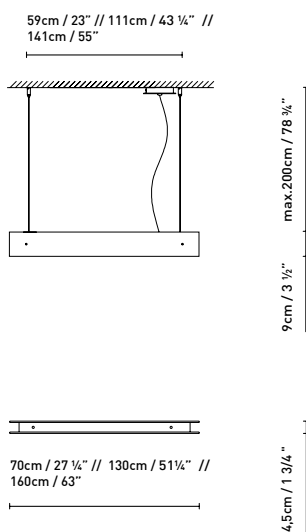


Colección de luminarias formada por suspensión (S), techo (C), y dos apliques (W y ARM). Fabricadas en aluminio, portan un difusor de policarbonato opal y emiten luz directa (1L), indirecta (1L), o ambas (2L), a excepción de Marc C (1L). Toda la colección se comercializa en diferentes acabados: gris mate, blanco satinado, negro satinado y laminado de madera de roble. Fluorescente o LED, disponible versión dos encendidos y versión dimmer. Otras medidas, otros acabados y kit de emergencia, opcionales.

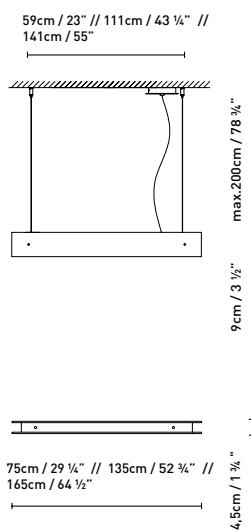
A lamp collection composed of a suspension (S), ceiling (C), and two wall (W and ARM) versions. Made of aluminium, they feature an opal polycarbonate diffuser and emit direct (1L) or indirect (1L) light, or both (2L), except for the Marc C (1L). The entire collection is available in different finishes: matte grey, satin white, satin black, and oak laminate. Fluorescent or LED. A version featuring two "on" settings and a dimmer version are available. Other measurements, finishes and an emergency kit are optional.

Leuchtenkollektion mit Hängeleuchte (S), Deckenleuchte (C) und zwei Ausführungen als Wandleuchte (W und ARM). Hergestellt aus Aluminium, opalweißer Polykarbonatdiffusor, für direktes Licht (1L), indirektes (1L) oder beides (2L); ausgenommen Marc C (1L). Die gesamte Kollektion ist verfügbar in verschiedenen Ausführungen: matt-grau, weiß satiniert, schwarz satiniert und furniert mit Eichenholz. Leuchtstofflampen oder LED als Versionen mit zwei Schaltstufen oder Dimmer verfügbar. Es gibt auf Wunsch Ausführungen mit anderen Abmessungen und ein Notbeleuchtungs-Set.

S70 (1L) / S130 (1L) / S160 (1L)



S70 (2L) / S130 (2L) / S160 (2L)



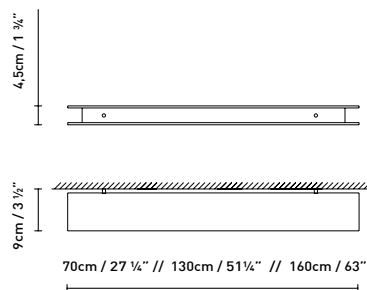
- ◊ S70 (1L) LED: LED 10,5W 1670lm 450mA 3000K CRI>80 230V
- S70 (1L) FLUO: Fluo. 14/24W (G5)
- S70 (2L) LED: LED 2 x 10,5W 3340lm 450mA 3000K CRI>80 230V
- S70 (2L) FLUO: Fluo. 2 x 14/24W (G5)
- S130 (1L) LED: LED 21W 3340lm 450mA 3000K CRI>80 230V
- S130 (1L) FLUO: Fluo. 28/54W (G5)
- S130 (2L) LED: LED 2 x 21W 6680lm 450mA 3000K CRI>80 230V
- S130 (2L) FLUO: Fluo. 2 x 28/54W (G5)
- S160 (1L) LED: LED 26,2W 4180lm 450mA 3000K CRI>80 230V
- S160 (1L) FLUO: Fluo. 35/49W (G5)
- S160 (2L) LED: LED 2 x 26,2W 8360lm 450mA 3000K CRI>80 230V
- S160 (2L) FLUO: Fluo. 2 x 35/49W (G5)







C



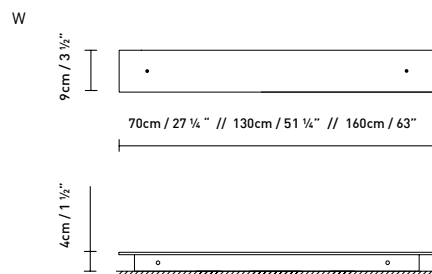
- ◊ C70 LED: LED 10,5W 1670lm 450mA 3000K CRI>80 230V
- C70 FLUO: Fluo. 14/24W (G5)
- C130 LED: LED 21W 3340lm 450mA 3000K CRI>80 230V
- C130 FLUO: Fluo. 28/54W (G5)
- C160 LED: LED 26,2W 4180lm 450mA 3000K CRI>80 230V
- C160 FLUO: Fluo. 35/49W (G5)

<input type="checkbox"/> White (satin)	<input type="checkbox"/> Black (satin)	<input type="checkbox"/> Grey (matte)	<input type="checkbox"/> Oak





- ◊ W70 (1L) LED: LED 10,5W 1670lm 450mA 3000K CRI>80 230V
- W70 (1L) FLUO: Fluo. 14/24W (G5)
- W70 (2L) LED: LED 2 x 10,5W 3340lm 450mA 3000K CRI>80 230V
- W70 (2L) FLUO: Fluo. 2 x 14/24W (G5)
- W130 (1L) LED: LED 21W 3340lm 450mA 3000K CRI>80 230V
- W130 (1L) FLUO: Fluo. 28/54W (G5)
- W130 (2L) LED: LED 2 x 21W 6680lm 450mA 3000K CRI>80 230V
- W130 (2L) FLUO: Fluo. 2 x 28/54W (G5)
- W160 (1L) LED: LED 26,2W 4180lm 450mA 3000K CRI>80 230V
- W160 (1L) FLUO: Fluo. 35/49W (G5)
- W160 (2L) LED: LED 2 x 26,2W 8360lm 450mA 3000K CRI>80 230V
- W160 (2L) FLUO: Fluo. 2 x 35/49W (G5)

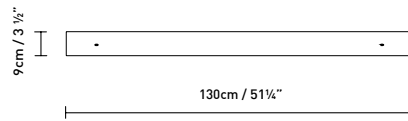
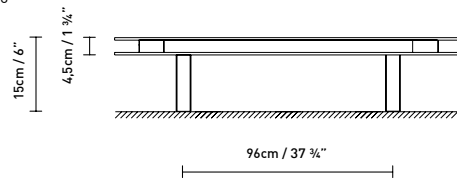


White (satin)   
  Black (satin)   
  Grey (matte)   
  Oak

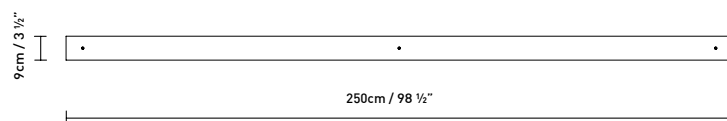
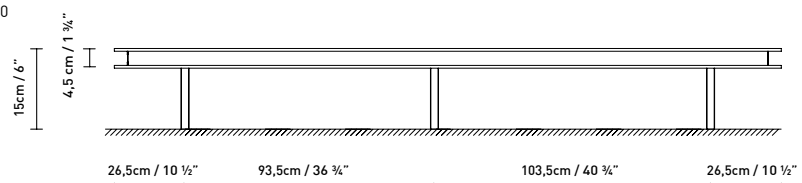


- ◊ ARM130 (1L) LED: LED 21W 3340lm 450mA 3000K CRI>80 230V
- ARM130 (1L) FLUO: Fluo. 28/54W (G5)
- ARM130 (2L) LED: LED 2 x 21W 6680lm 450mA 3000K CRI>80 230V
- ARM130 (2L) FLUO: Fluo. 2 x 28/54W (G5)
- ARM250 (1L) LED: LED 44,6W 7100lm 450mA 3000K CRI>80 230V
- ARM250 (1L) FLUO: Fluo. 2 x 28/54W (G5)
- ARM250 (2L) LED: LED 2 x 44,6W 14200lm 450mA 3000K CRI>80 230V
- ARM250 (2L) FLUO: Fluo. 4 x 28/54W (G5)

ARM130



ARM250



White (satin)
  Black (satin)
  Grey (matte)
  Oak

Marc Dos

*David Abad*





Colección de luminarias compuesta por suspensión (S) y aplique (W), fabricadas en aluminio y difusor de policarbonato opal. Emiten luz directa (1L), indirecta (1L), o ambas (2L). Disponibles en varios acabados: gris mate, blanco satinado, negro satinado, o laminado de madera de roble. Fluorescente o LED, disponible versión dos encendidos y versión dimmer. Otras medidas, otros acabados y kit de emergencia, opcionales.

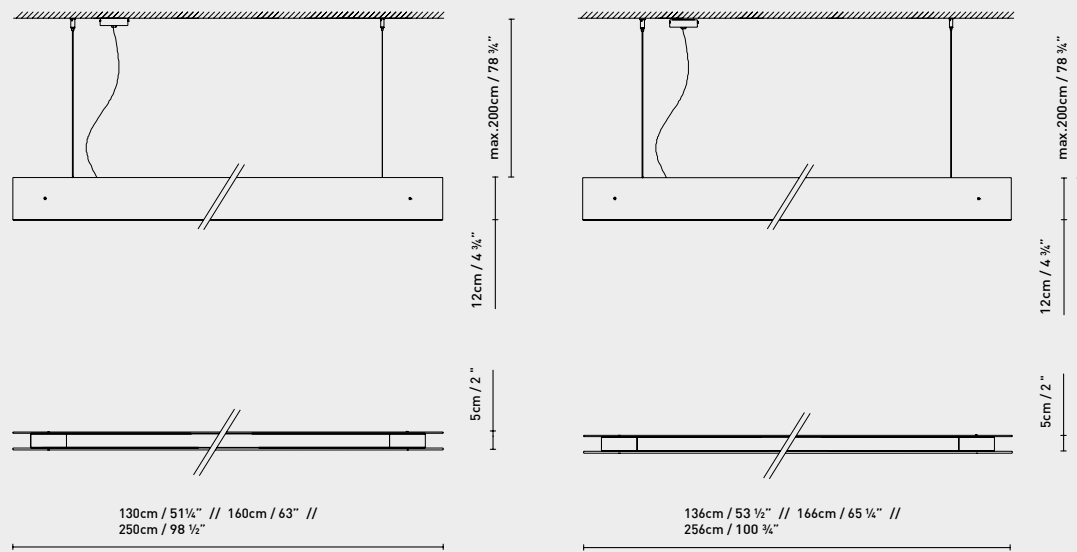
A collection of lamps composed of suspension (S) and wall (W) versions, made of aluminium and with an opal polycarbonate diffuser. They emit direct (1L) or indirect (1L) light, or both (2L). Available in various finishes: matte grey, satin white, satin black, or oak laminate. Fluorescent or LED. A version featuring two "on" settings and a dimmer version are also available. Other measurements, finishes and an emergency kit are optional.

*Leuchtenkollektion mit Hängeleuchte (S) und Wandleuchte (W), Leuchtenkörper aus Aluminium, opalweißer Polykarbonatdiffusor. Geben direktes Licht (1L), indirektes Licht (1L) oder beides (2L) ab. Verfügbar in mehreren Ausführungen: matt-grau, weiß satiniert, schwarz satiniert oder furniert mit Eichenholz. Leuchtstofflampen oder LED als Versionen mit zwei Schaltstufen oder Dimmer verfügbar. Es gibt auf Wunsch Ausführungen mit anderen Abmessungen und ein Notbeleuchtungs-Set.*



S130 (1L) / S160 (1L) / S250 (1L)

S130 (2L) / S160 (2L) / S250 (2L)



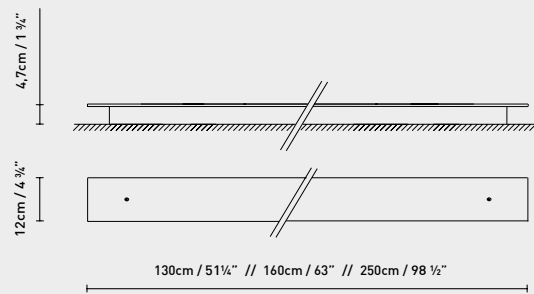
- ◊ S130 (1L) LED: LED 21W 3340lm 450mA 3000K CRI>80 230V
- S130 (1L) FLUO: Fluo. 28/54W (G5)
- S130 (2L) LED: LED 2 x 21W 6680lm 450mA 3000K CRI>80 230V
- S130 (2L) FLUO: Fluo. 2 x 28/54W (G5)
- S160 (1L) LED: LED 26,2W 4180lm 450mA 3000K CRI>80 230V
- S160 (1L) FLUO: Fluo. 35/49W (G5)
- S160 (2L) LED: LED 2 x 26,2W 8360lm 450mA 3000K CRI>80 230V
- S160 (2L) FLUO: Fluo. 2 x 35/49W (G5)
- S250 (1L) LED: LED 44,6W 7100lm 450mA 3000K CRI>80 230V
- S250 (1L) FLUO: Fluo. 2 x 28/54W (G5)
- S250 (2L) LED: LED 2 x 44,6W 14200lm 450mA 3000K CRI>80 230V
- S250 (2L) FLUO: Fluo. 4 x 28/54W (G5)

<input type="checkbox"/> White (satin)	<input type="checkbox"/> Black (satin)	<input type="checkbox"/> Grey (matte)	<input type="checkbox"/> Oak



- ◊ W130 (1L) LED: LED 21W 3340lm 450mA 3000K CRI>80 230V
- W130 (1L) FLUO: Fluo. 28/54W (G5)
- W130 (2L) LED: LED 2 x 21W 6680lm 450mA 3000K CRI>80 230V
- W130 (2L) FLUO: Fluo. 2 x 28/54W (G5)
- W160 (1L) LED: LED 26,2W 4180lm 450mA 3000K CRI>80 230V
- W160 (1L) FLUO: Fluo. 35/49W (G5)
- W160 (2L) LED: LED 2 x 26,2W 8360lm 450mA 3000K CRI>80 230V
- W160 (2L) FLUO: Fluo. 2 x 35/49W (G5)
- W250 (1L) LED: LED 44,6W 7100lm 450mA 3000K CRI>80 230V
- W250 (1L) FLUO: Fluo. 2 x 28/54W (G5)
- W250 (2L) LED: LED 2 x 44,6W 14200lm 450mA 3000K CRI>80 230V
- W250 (2L) FLUO: Fluo. 4 x 28/54W (G5)

DOS W



- White (satin)
- Black (satin)
- Grey (matte)
- Oak



# Roof

*David Abad*



Luminaria de suspensión fabricada en aluminio, con vidrio transparente de protección y disponible en acabados anodizado plata satinado, o blanco mate texturado. Combinable con varios accesorios: Un reflector de lamas de aluminio brillo, una carcasa reflectora de aluminio anodizado satinado, una carcasa reflectora blanco mate texturado, o una carcasa reflectora laminada en madera de roble con interior blanco mate. Roof S130 también ofrece como accesorio una carcasa reflectora y difusora de metacrilato en acabados fumé, blanco o rojo transparente. Todos estos accesorios solo se suministrarán bajo pedido. Roof S emite una luz directa y difusa. Versión dimmer, opcional.

Disponibile también en versión techo o aplique (C/W), tanto individual (I) como doble (II), todas ellas fabricadas en aluminio, con difusor de cristal transparente y luz difusa. Disponibles en acabados anodizado plata satinado, o blanco mate.

Suspension lamp made of aluminium, with transparent protective glass and available in satin anodised silver or texturised matte white. Combinable with various accessories: a reflector with shiny aluminium slats, a satin anodized aluminium reflective casing, texturised matte white reflective casing, or a reflective casing laminated in oak with a matte white interior. The Roof S130 also offers as an accessory a methacrylate reflective casing and diffuser, finishes in smoked, or in transparent white or red. All these accessories are supplied only by request. Roof S emits direct and diffused light. A dimmer version is optional.

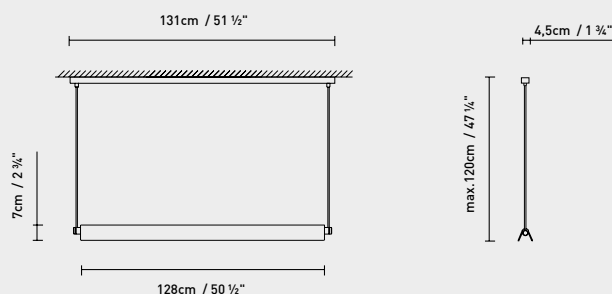
Also available in a ceiling or wall (C/W) version, both individual (I) or double (II). All made of aluminium, with a transparent glass diffuser and diffuse light. Available in anodised satin silver or matte white finishes.

*Hängeleuchte aus Aluminium mit transparentem Schutzglas, erhältlich in den Ausführungen anodisiert matt silber oder weiß matt mit Textur. Mit verschiedenen Accessoires kombinierbar: Reflektor aus glänzenden Aluminiumlamellen, Reflektorgehäuse aus anodisiert satiniertem Aluminium, Reflektorgehäuse texturiert matt-weiß, oder Reflektorgehäuse mit Eichenlaminat-Beschichtung, innen matt-weiß. Roof S130 bietet als Accessoire zudem ein Diffusor-/Reflektorgehäuse aus Methacrylat, in den Ausführungen Fumé, Weiß oder transparentes Rot lieferbar. Roof S gibt direkte Beleuchtung und Streulicht ab. Dimmer optional.*

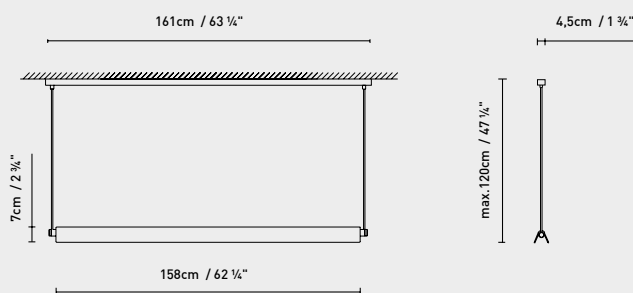
*Verfügbar auch als Decken- oder Wandleuchte (C/W), sowohl als individuelle (I) wie auch als doppelte Ausführung (II), jeweils aus Aluminium mit transparentem Glasdiffusor und Streulicht. Erhältlich in den Ausführungen silbern anodisiert und satiniert oder matt-weiß.*

◆ S130: Fluo. 28/54W (G5)  
S160: Fluo. 35/49W (G5)

S130



S160



Roof S:

Silver (satin)  White (matte)

Accessories Roof S:

Reflector:	Casing:	Methacrylate casing (S130)
<input type="checkbox"/> Aluminium (shiny)	<input type="checkbox"/> Aluminium (satin)	<input type="checkbox"/> Smoked
	<input type="checkbox"/> White (matte)	<input type="checkbox"/> White transparent
	<input type="checkbox"/> Oak	<input type="checkbox"/> Red transparent

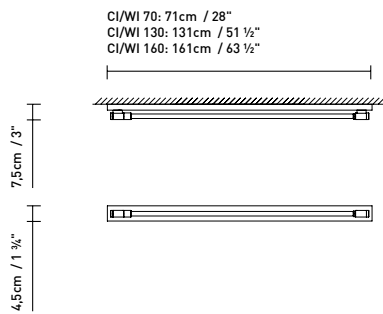




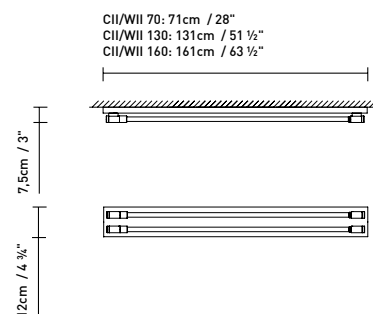




CI / WI



CII / WII



Roof C/W:

Silver (satin)  White (matte)



- ◊ CI/WI 70: Fluo. 14/24W [G5]
- CI/WI 130: Fluo. 28/54W [G5]
- CI/WI 160: Fluo. 35/49W [G5]
- CII/WII 70: Fluo. 2 x 14/24W [G5]
- CII/WII 130: Fluo. 2 x 28/54W [G5]
- CII/WII 160: Fluo. 2 x 35/49W [G5]

# Volcano System

*Dhemen*



Sistema de iluminación de perfilera de aluminio, que permite la instalación de líneas empotradas sin marco, semiempotradas, o de superficie. Las composiciones de Volcano System permiten fuentes de luz fluorescentes (T5), LED (LED line) o proyectores Volcano. El perfil está disponible en acabados blanco brillo o negro antracita satinado. Los proyectores Volcano se comercializan en acabados blanco brillo, negro antracita satinado, o gris mate.

Aluminium profile lighting system allowing for the installation of recessed and frameless, semi-recessed, or surface lines. The Volcano System's configurations allow for fluorescent (T5), LED (LED line) or Volcano projector light sources. The profile is available in glossy white or black satin anthracite finishes. Volcano projectors are sold in shiny white, black satin anthracite, or matte grey.

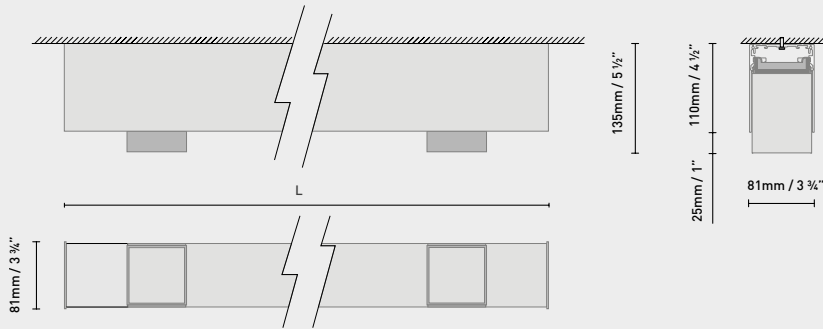
*Leuchtensystem mit Aluminiumschienen, erlaubt in die Decke eingelassene Leuchtenreihen ohne Rahmen, halbeingelassene Reihen und Oberflächenmontage. Für die Lichtkomposition stehen bei Volcano System Leuchtstofflampen (T5), LEDs (LED line) und Volcano-Strahler zur Verfügung. Die Schiene ist verfügbar in Weiß glänzend oder satiniertem Anthrazitschwarz. Die Volcano-Strahler sind in Weiß glänzend, satiniertem Anthrazitschwarz, oder matt grau.*



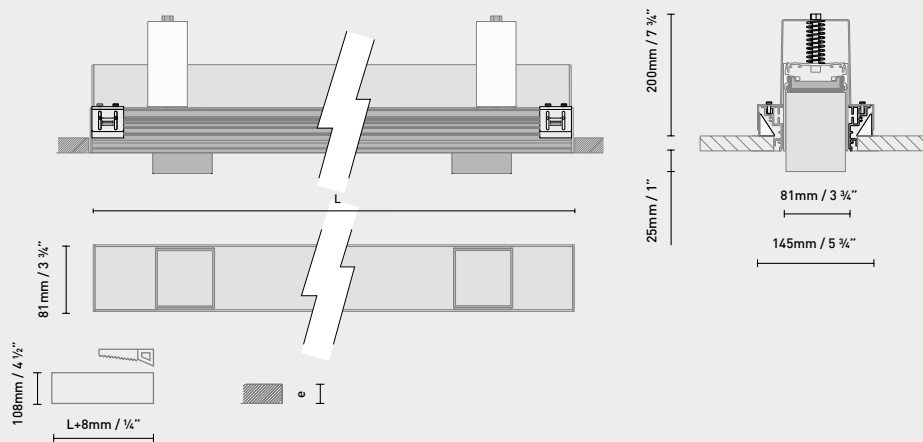




## Volcano System Surface



## Volcano System Recessed or Semi-Recessed



108mm x (L+8mm) e = mín. 8 mm - máx. 25 mm Minimum depth 200mm / 7 3/4"  
 4 1/4" x (L+1/4") e = mín. 1/4" - máx. 1"

Existe un accesorio sin marco que permite empotrar el perfil en superficie a diferentes niveles.

There is a trimless accessory that allows you to recess the profile at varying levels.


Mit Hilfe eines rahmenlosen Accessoires lässt sich das Aufmontage-profil in verschiedenen Tiefen in die Decke einlassen.

### Profile:

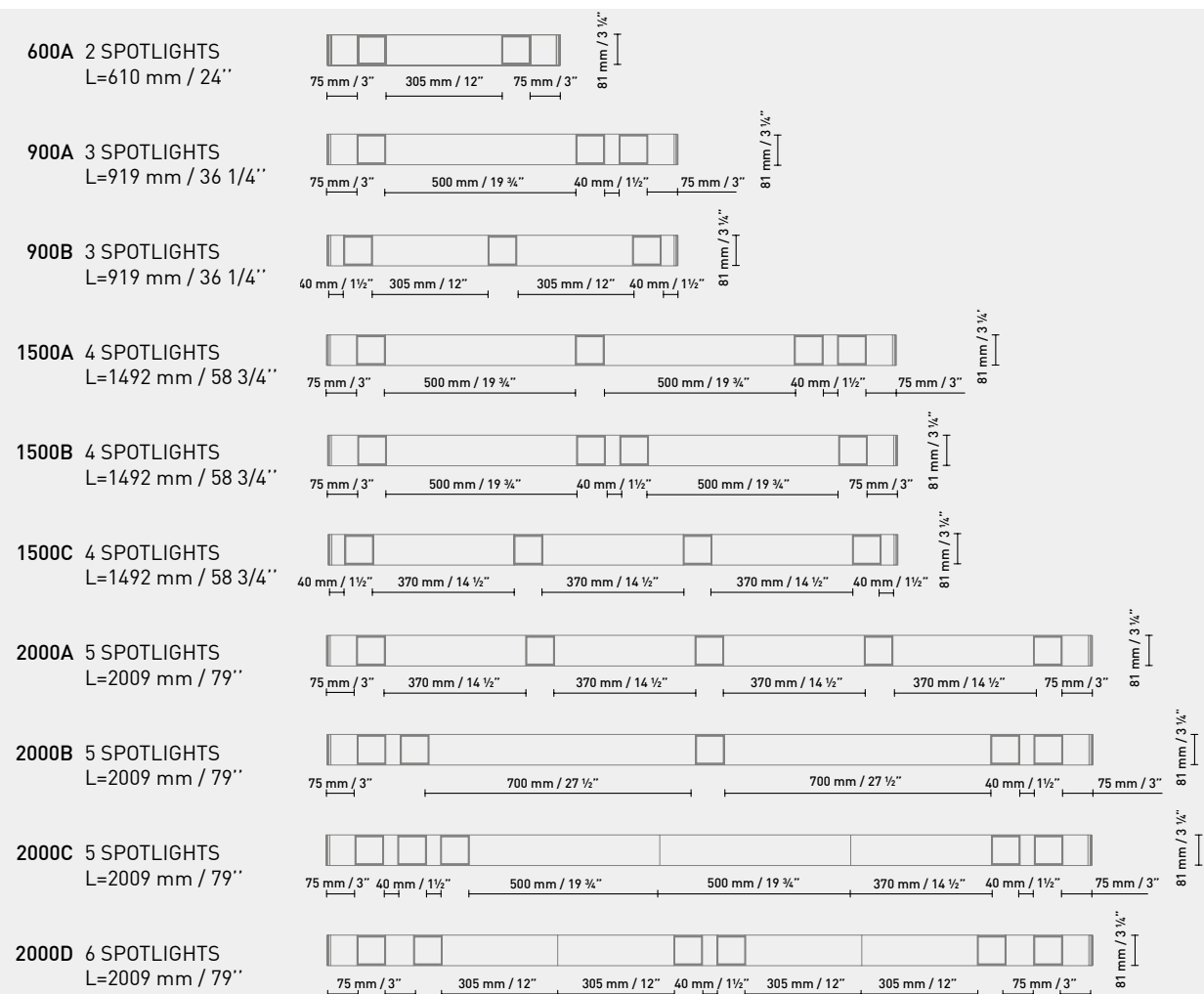
White (shiny)  Black (satin)

### Projectors:

White (shiny)  Black (satin)  Grey (matte)



Volcano System Surface  
Volcano System Recessed or Semi-Recessed



\* Además de estas medidas estándar de perfil, bajo pedido se pueden suministrar perfiles de otras medidas y diferentes distribuciones de focos.

\* As well as these standard profile measurements, on request, we can supply profiles with different measurements and spotlight arrangements.

\* Außer diesen Schienen in Standardlängen werden auf Wunsch auch Profile in den gewünschten Abmessungen und mit abweichender Strahleranordnung geliefert.

Volcano System Spotlight

CODE:

830500 Volcano System Spotlight 12V Black

830501 Volcano System Spotlight 12V White

830502 Volcano System Spotlight 12V Grey

◊ Halo. dicroica 35W (GU5,3) 12V

\* Transformer included

CODE:

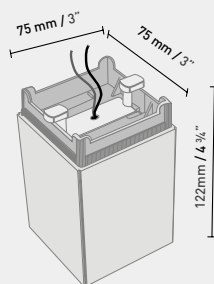
830510 Volcano System Spotlight 230V Black


830511 Volcano System Spotlight 230V White

830512 Volcano System Spotlight 230V Grey

◊ LED 5W (GU10) 230V

Halo. dicroica 50W (GU10) 230V



 Volcano System Light Source

CODE:

830625L Volcano System Light Source L 686 LED:  
LED 2 x 10,5W 3180lm 450mA 3000K CRI>80 230V

830625 Volcano System Light Source L 686 Fluo:  
Fluo. 2 x 14/24W (G5)

830630L Volcano System Light Source L 986 LED:  
LED 2 x 15,7W 4860lm 450mA 3000K CRI>80 230V

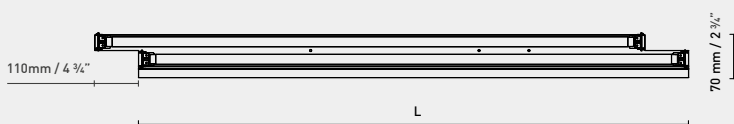
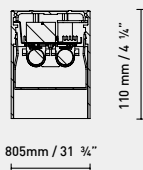
830630 Volcano System Light Source L 986 Fluo:  
Fluo. 2 x 21/39W (G5)

830640L Volcano System Light Source L 1286 LED:  
LED 2 x 21W 6360lm 450mA 3000K CRI>80 230V

830640 Volcano System Light Source L 1286 Fluo:  
Fluo. 2 x 28/54W (G5)

830650L Volcano System Light Source L 1586 LED:  
LED 2 x 26,2W 8040lm 450mA 3000K CRI>80 230V

830650 Volcano System Light Source L 1586 Fluo:  
Fluo. 2 x 35/49W (G5) / Fluo. 2 x 80W (G5)



CODE:

830626L Volcano System Light Source L 576 LED:  
LED 2 x 10,5W 3180lm 450mA 3000K CRI>80 230V

830626 Volcano System Light Source L 576 Fluo:  
Fluo. 2 x 14/24W (G5)

830631L Volcano System Light Source L 876 LED:  
LED 2 x 15,7W 4860lm 450mA 3000K CRI>80 230V

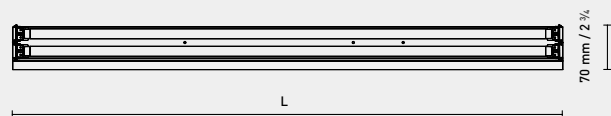
830631 Volcano System Light Source L 876 Fluo:  
Fluo. 2 x 21/39W (G5)

830641L Volcano System Light Source L 1176 LED:  
LED 2 x 21W 6360lm 450mA 3000K CRI>80 230V


830641 Volcano System Light Source L 1176 Fluo:  
Fluo. 2 x 28/54W (G5)

830651L Volcano System Light Source L 1476 LED:  
LED 2 x 26,2W 8040lm 450mA 3000K CRI>80 230V

830651 Volcano System Light Source L 1476 Fluo:  
Fluo. 2 x 35/49W (G5) / Fluo. 2 x 80W (G5)



\* Dimmer version under request.



# Volcano C

---

*Dhemen*



Luminaria de techo fabricada en extrusión de aluminio de alta calidad. Disponible en dos versiones: plafón superficie y plafón semiempotrado. Se comercializa en acabado blanco brillo, negro antracita satinado o gris mate.

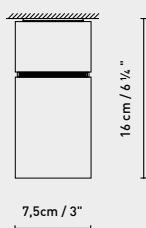
Ceiling lamp made from high quality extruded aluminium. Available in two versions: surface and semi-recessed. Available in a shiny white, black satin anthracite, and matte grey finish.

Deckenleuchte aus hochwertigem stranggepresstem Aluminium. Erhältlich in zwei Ausführungen: als aufmontierte oder halbeingebaute Deckenleuchte. Lieferbar in glänzen Weiß, satiniertem Anthrazitschwarz, und Grau matt.

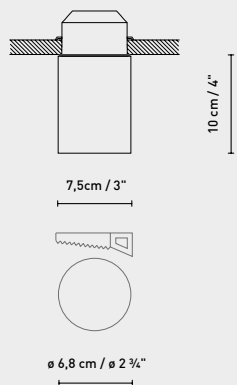
◆ C SURFACE 12V: Halo. dicroica 35W (GU 5,3) 12V  
 \* Transformer included  
 C SURFACE 230V: LED 5W (GU10) 230V  
 Halo. dicroica 50W (GU10) 230V

C SEMI-RECESSED 12V: Halo. dicroica 35W (GU 5,3) 12V  
 \* Transformer included  
 C SEMI-RECESSED 230V: LED 5W (GU10) 230V  
 Halo. dicroica 50W (GU10) 230V

C Surface



C Semi-Recessed



White (shiny)      Black (satin)      Grey (matte)





# Volcano W

---

*Dhemen*



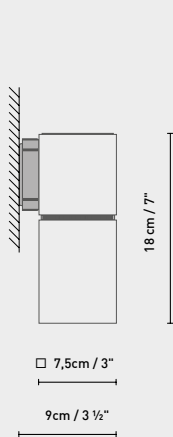
**Aplique fabricado en extrusión de aluminio de alta calidad. Disponible con una o con dos fuentes de luz. Se comercializa en acabado blanco brillo, negro antracita satinado o gris mate.**

Wall lamp made from high quality extruded aluminium. Available with one or two light sources. Available in a shiny white, black satin anthracite, and matte grey finish.

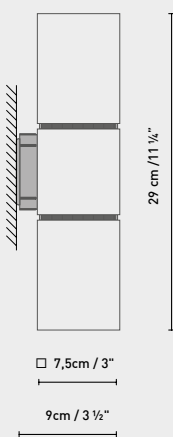
Wandleuchte aus hochwertigem stranggepresstem Aluminium. Erhältlich mit einer oder zwei Lichtquellen. Lieferbar in glänzen Weiß, satiniertem Anthrazitschwarz, und Grau matt.

- ◊ W SINGLE 12V: Halo. dicroica 35W (GU 5,3) 12V  
\* Transformer included
- W SINGLE 230V: LED 5W (GU10) 230V  
Halo. dicroica 50W (GU10) 230V
- W DOUBLE 12V: Halo. dicroica 2 x 35W (GU 5,3) 12V  
\* Transformer included
- W DOUBLE 230V: LED 2 x 5W (GU10) 230V  
Halo. dicroica 2 x 50W (GU10) 230V

W Single



W Double



White (shiny)      Black (satin)      Grey (matte)





**Luminarias de exterior**  
Outdoor lighting  
*Aussenleuchten*

**Outdoor Lighting**



AMS

*David Abad*



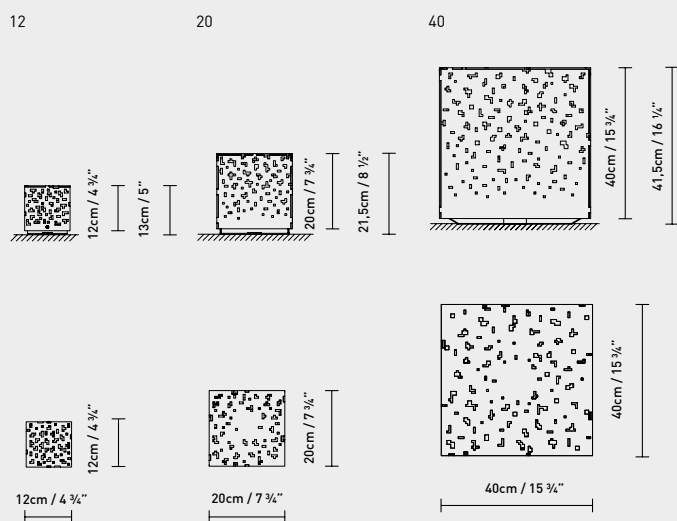


Familia de luminarias de exterior de formas geométricas, disponible en tres tamaños. Se fabrica en acero corten o acero inoxidable 316L.

Range of outdoor lamps with geometric forms, available in three sizes. Made from corten steel or 316L stainless steel.

Geometrisch designte Leuchten-Modellreihe für Außenbereiche, erhältlich in drei Größen. Wird in Cortenstahl oder 316L-Edelstahl hergestellt.

- 12: LED 2,5W (G9)  
Halo. max. 40W (G9)
- 20: LED 10W (E27)  
Fluo. 18W (E27)  
Halo. max. 60W (E27)
- 40: LED 13W (E27)  
Fluo. 26W (E27)  
Halo. max. 100W (E27)



Corten steel     
  Stainless steel



# Belt

*AIA Salazar-Navarro*



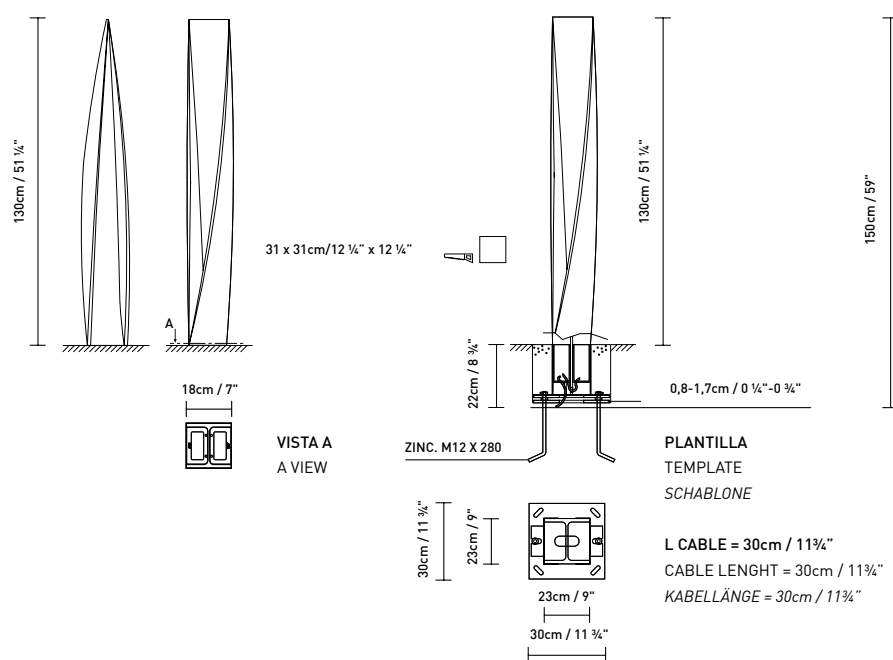


Elemento escultórico iluminado con LEDs, compuesto por una viga de acero acabado corten. La dureza del acero contrasta con la suavidad de su forma, ligeramente torsionada. Como fuente de luz, emplea dos conjuntos de tres LEDs de 2,2W cada uno, con ópticas de haz estrecho.

A sculpture element illuminated with LEDs, composed of a corten-finished steel beam. The hardness of the steel contrasts with its smooth, slightly twisted, shape. The light comes from two sets of three LEDs of 2,2W each, with narrow beam lenses.

Mit LEDs beleuchtetes Skulpturelement, bestehend aus einem Träger mit Corten-Stahl-Ausführung. Die Härte des Stahls steht im Kontrast zu der sanften, leicht verzerrten Form. Als Lichtquelle werden zwei Sätze mit drei LEDs zu je 2,2W mit schmaler Lichtstrahloptik verwendet.

LED 2 x (3 x 2,2W) 1232lm 700mA 3000K CRI80 110-230V



Corten steel





# Blok Out

---

*David Abad*





Familia de luminarias de exterior compuesta por plafón de superficie (C) y aplique (W), fabricada en aluminio y disponible en acabado anodizado plata o bronce. Blok Out C emite luz directa, mientras que Blok Out W se comercializa con una luz (indirecta o directa), o dos luces (indirecta y directa).

Family of outdoor lamps composed of surface ceiling (C) and wall (W) models, made of aluminium and available in silver anodised or bronze finishes. The Blok Out C emits direct light, while the Blok Out W is sold with one light (direct or indirect) or two (indirect and direct).

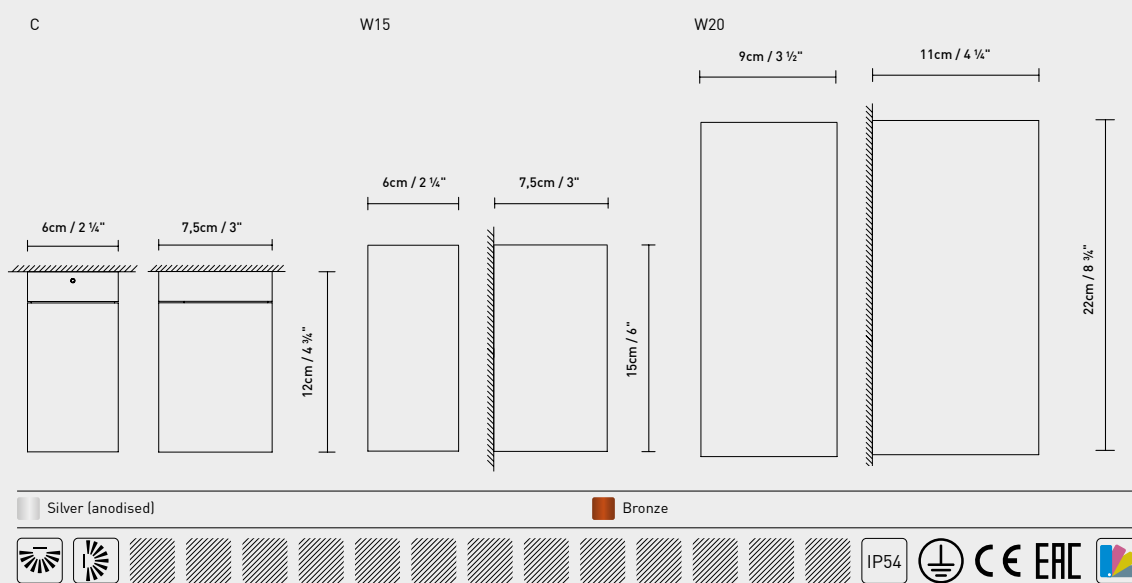
*Außenleuchtenfamilie mit Ausführungen als aufmontierte Deckenleuchte (C) und Wandleuchte (W) aus Aluminium, erhältlich in den Ausführungen Silber Anodisiert oder Bronze. Block Out C gibt direktes Licht ab, Block Out W ist mit einer Lichtquelle (indirekt oder direkt) oder zwei Lichtquellen (indirekt und direkt) lieferbar.*







- ◊ C: LED PAR16 5W (Gu10)  
Halo. QPAR16 max. 50W (Gu10)
- W15 (1L): LED PAR16 5W (Gu10)  
Halo. QPAR16 50W (Gu10)
- W15 (2L): LED PAR16 2 x 5W (Gu10)  
Halo. QPAR16 2 x 50W (Gu10)
- W20 (1L): LED PAR20 6W (Gu10)  
Halo. QPAR20 max. 75W (Gu10)
- W20 (2L): LED PAR20 2 x 6W (Gu10)  
Halo. QPAR20 2 x max. 75W (Gu10)







# Frame

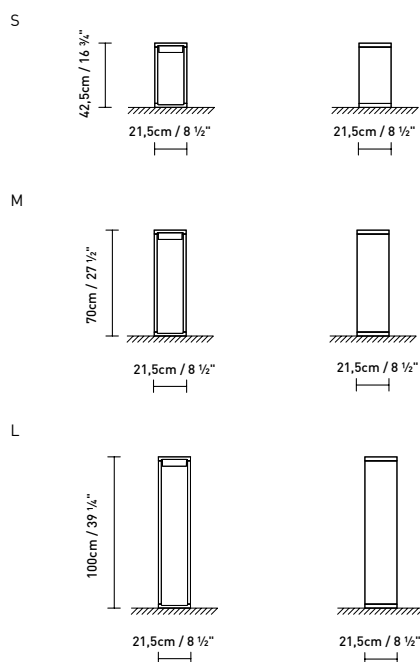
*Mario Ruiz*



Baliza para exterior que recrea un prisma hueco rectangular de ángulos redondeados. La estructura es de aluminio y el difusor está fabricado en vidrio prensado. Esta luminaria baña intensamente de luz su vacío interior, y suave y asimétricamente el suelo circundante. Frame está disponible en tres tamaños: S, M y L. Acabados: blanco satinado, bronce texturado, gris oxirón forja y corten.

An outdoor low level feature luminaire in the shape of a hollow rectangular prism with rounded edges. The structure is made from aluminium and the diffuser is made from pressed glass. This light fitting will intensely illuminate the interior hollow and softly and asymmetrically illuminate the surrounding area. Frame is available in three different sizes: S, M and L. Finishes: Satin white, textured bronze, forged oxiron grey, corten-finish.

Signalleuchte für Außenbereiche, die ein hohles, rechteckiges Prisma mit abgerundeten Ecken nachbildet. Das Gehäuse ist aus Aluminium, der Diffusor aus Pressglas. Diese Leuchte strahlt hell in ihrem hohlen Innenteil und verbreitet ein sanftes und asymmetrisches Licht auf den umliegenden Boden. Frame ist lieferbar in drei Größen: S, M und L. Ausführungen: Weiß satiniert, Bronze texturiert, Grau oxiron-Schmiedeeisen und Corten- Ausführungen.

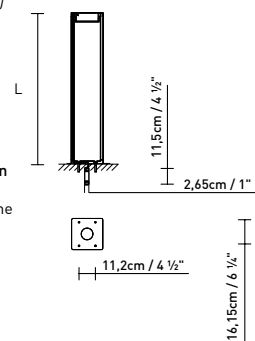


[Opción para realizar la conexión en la parte superior.  
Option to connect the light fitting at the top.  
Option für das Anschließen der Lampe im oberen Bereich.]


L CABLE= S80cm / M100cm / L130cm  
S31 1/2" / M39 1/4" / L51 1/4"  
CABLE LENGHT= S80cm / M100cm / L130cm  
S31 1/2" / M39 1/4" / L51 1/4"  
KABELLÄNGE= S80cm / M100cm / L130cm  
S31 1/2" / M39 1/4" / L51 1/4"

[Opción para realizar la conexión en la parte inferior, en el conector IP68.  
Option to connect the light fitting at the bottom, using the IP68 connector.  
Option für das Anschließen der Lampe mit IP68-Verbindungsstück im unteren Bereich.]

L CABLE= 10cm / 4"  
CABLE LENGHT= 10cm / 4"  
KABELLÄNGE= 10cm / 4"



- ◊ S LED: LED 17,5W 1550lm 3000K CRI>80 230V  
S FLUO: Fluo. 2 x 7W (2G7)
- M LED: LED 17,5W 1550lm 3000K CRI>80 230V  
M FLUO: Fluo. 2 x 7W (2G7)
- L LED: LED 17,5W 1550lm 3000K CRI>80 230V  
L FLUO: Fluo. 2 x 7W (2G7)





# Hold

*AIA Salazar-Navarro*





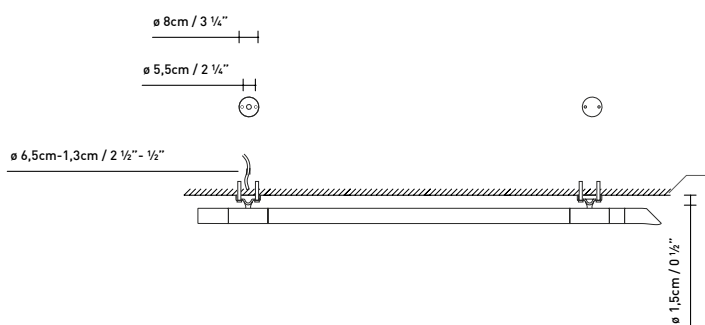
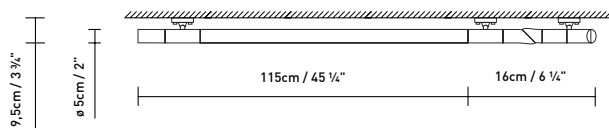
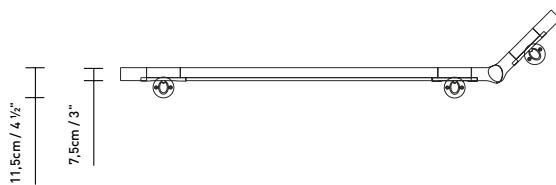
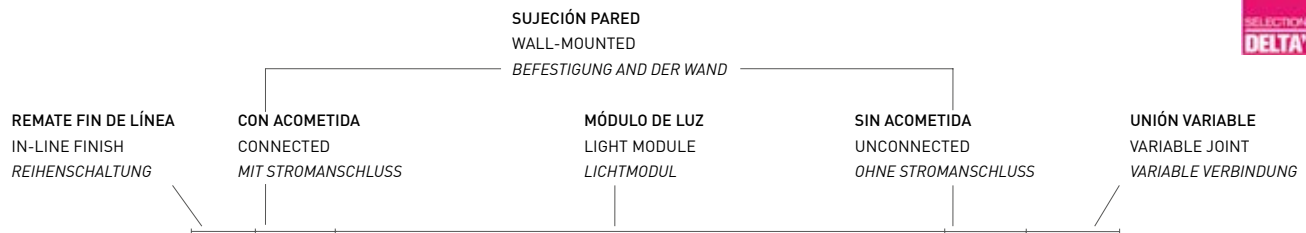


Sistema de pasamanos con luz integrada, fabricado en aluminio acabado anodizado plata brillo y difusor de policarbonato extruido, para exterior e interior. Incorpora un sistema de uniones y sujeciones que le permiten realizar todo tipo de geometrías y orientaciones con un único sistema. Su forma limpia y sencilla le permite complementar su cometido de iluminar el paso a lo largo de escaleras, antepechos o corredores. Consultar la posibilidad de instalación de un módulo de emergencia.

A self illuminated linear fluorescent adjustable, handrail system for interior and exterior use, manufactured in aluminium finished in anodised shiny silver and incorporating an extruded polycarbonate diffuser. It incorporates a system of joins and fixtures so that all kinds of shapes and orientations can be achieved with a single system. Its clean and simple lines are ideal for illuminating stairways, landings or corridors. Ask about the possibility of installing an emergency module.

*Handlaufsystem mit integrierter Beleuchtung, gefertigt in Aluminium mit anodisiert-glänzend Silver Ausführung, Diffusor aus extrudiertem Polycarbonat, für Innen- und Außenbereiche. Das integrierte System von Verbundstellen und Halterungen ermöglicht die Anbringung in verschiedenen Ausrichtungen. Dank ihrer sauberen, einfachen Formgebung erfüllt sie optimal ihre Funktion: die Wegbeleuchtung von Treppen, Brüstungen und Fluren. Information zur Installation eines Notbeleuchtungsmoduls auf Anfrage.*






INOX. DIN 912 M8 X 50

L CABLE = 50  
CABLE LENGTH= 50  
KABELLÄNGE=50



**REMATE FIN DE LÍNEA**  
IN-LINE FINISH  
REIHENSCHALTUNG

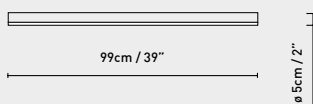


**SUJECIÓN PARED**  
WALL-MOUNTED  
BEFESTIGUNG AN DER WAND

- CON ACOMETIDA / CONNECTED / MIT STROMANSCHLUSS
- SIN ACOMETIDA / UNCONNECTED / OHNE STROMANSCHLUSS



**MÓDULO DE LUZ**  
LIGHT MODULE  
LICHTMODUL



**CIEGO**  
BLIND  
NICHT BELEUCHTET



**UNIÓN VARIABLE**  
VARIABLE JOINT  
VARIABLE VERBINDUNG



LED: LED 9,6W 728lm 24V 3000K CRI>80 230V  
FLUO: Flu. 21W (G5)

Silver (shiny)





# Inn Side

---

*Gemma Bernal*



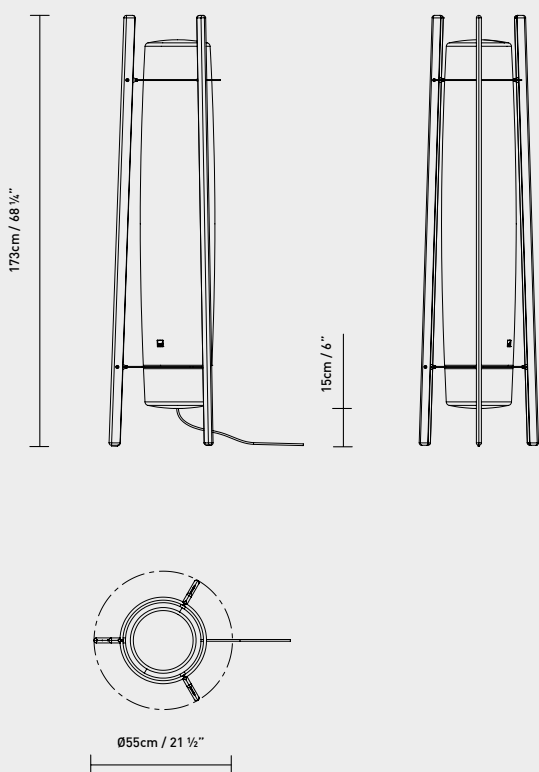


Luminaria portátil de exterior, fabricada en PE antivandálico liso, acabado en blanco opal y resistente a UVA. Madera radiata con tratamiento estabilizador, para evitar cualquier deformación. Cable de 3,5 metros de largo.


Portable outdoor lamp crafted of plain vandal-proof and UVA-resistant opal white PE. Radiata wood featuring a stabilising treatment to prevent warping. 3.5-meter cable.

Tragbare Außenleuchte aus vandalismussicherem Opalweiss, glatt, UV-beständig. Radiata Holz mit stabilisierender Behandlung zur Vermeidung jeglicher Verformungen. 3,5 Meter langes Kabel.

LED: LED 4 x 16W 10240lm 350mA 3000K 230V  
FLUO: Fluo. 2 x 35/49W (G5)



Radiata /  Opal white





# Kanpazar

*Jon Santacoloma*





Luminarias para exterior e interior fabricadas en PE antivandálico blanco opal liso resistente UVA. Disponible en dos alturas: 150 cm y 80 cm, y diferentes versiones. Kanpazar A se fija al suelo coincidiendo con una acometida prevista, mientras que Kanpazar B es portátil y posee una longitud de acometida máxima de 3,5 metros. Kanpazar C, que tiene una base de hormigón, es portátil y posee una longitud de acometida máxima de 3,5 metros. Kanpazar 150 se fabrica también en versión D, con una base de acero inoxidable que se fija al suelo, coincidiendo con una acometida prevista.

Indoor and outdoor lamps, in a smooth opal white finish, made from vandal Prof. UV resistant polyethylene. Available in two sizes: 150 cm and 80 cm, and different versions. Kanpazar A is fixed to the ground and hard wired, while Kanpazar B is portable and has a maximum wiring connection of 3.5 metres. Kanpazar C, which has a concrete base, is portable and has a maximum wiring connection of 3,5 metres. Kanpazar 150 is also available in an additional version D made from a stainless steel base that is secured to the ground with the connection provided.

*Lampe für Innenräume und Außenbereiche aus vandalismussicherem PE, opalweiss glänzend, UV-beständig. In zwei Höhen verfügbar: 150 cm und 80 cm, und verschiedene Ausführungen. Kanpazar A wird abhängig vom vorhandenen Elektroanschluss auf dem Boden befestigt, während Kanpazar B tragbar ist und eine Anschlusslänge von maximal 3,5 Metern besitzt. Kanpazar C, dass ein Betonfußgestell hat, ist tragbar und hat eine Anschlusslänge von maximal 3,5 Metern. Kanpazar 150 wird auch Ausführung D mit ein rostfreies Stahlfußgestell, dass abhängig vom vorhandenen Elektroanschluss auf dem Boden befestigt wird.*

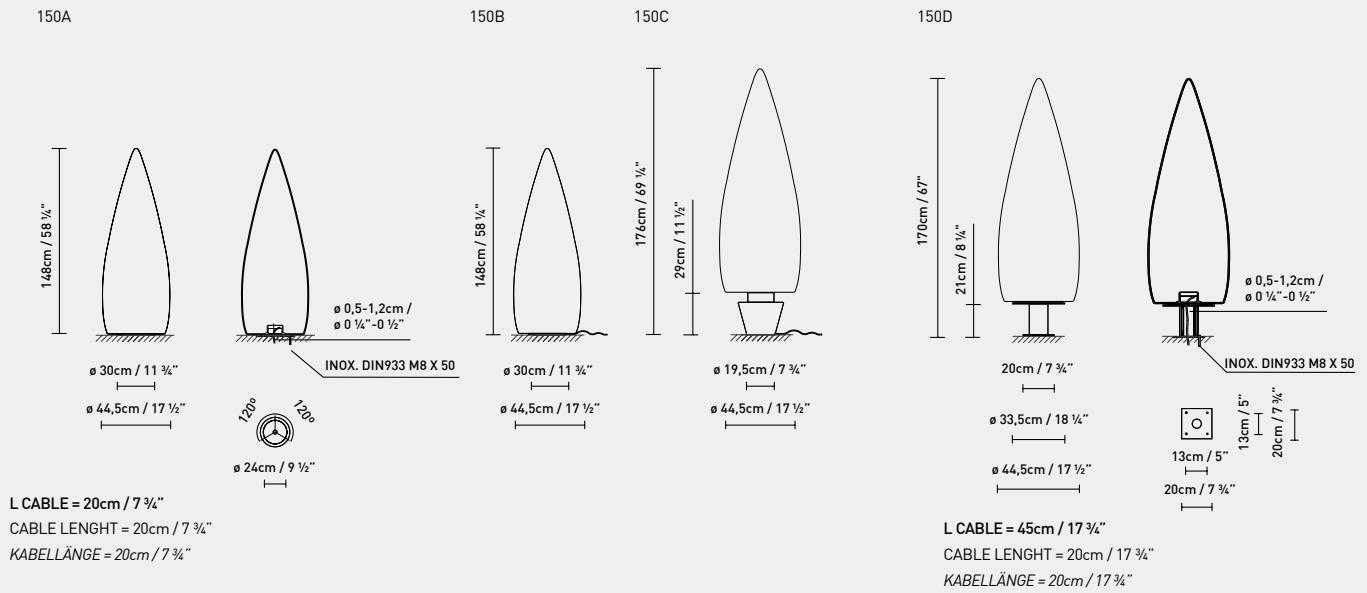




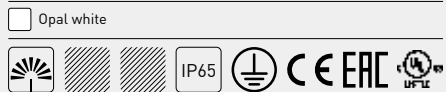
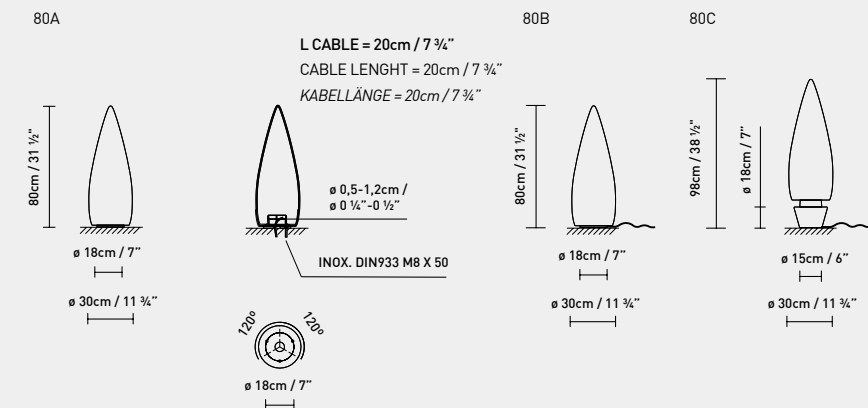


150A/150B/150C/150D LED: LED 4 x 12W 8040lm 350mA 3000K CRI>80 230V  
150A/150B/150C/150D FLUO (2G11): Flu. 2 x 55W (2G11)

150A/150B/150C/150D FLUO (G5): Flu. 2 x 21W/39W (G5)\*  
\*T5: White, red, blue, green



80A/80B/80C LED: LED 4 x 6W 4040lm 350mA 3000K CRI>80 230V  
80A/80B/80C FLUO: Flu. 2 x 18/24/36W (2G11)







# Lap Bench

*David Abad*







Banco de madera de Elondo para exterior e interior con iluminación a ambos lados. Lap Bench A se fija al suelo coincidiendo con una acometida prevista, mientras que Lap Bench B es portátil y posee una longitud de acometida máxima de 3,5 metros. Disponible en dos longitudes. Acabados: Gris hormigón satinado texturado u óxido texturado.

Elondo wooden bench for indoors or outdoors. Lap Bench A may be connected to the ground or floor at a fixed connection point, while Lap Bench B is portable, with a 3.5-meter cable. Available in two lengths. Finishes: Texturised satin concrete grey or texturised rust.

*Beidseitig beleuchtete Bank aus Elondoholz für Außen- und Innenbereiche. Lap Bench A ist über einem festen Stromanschluss im Boden verankert, Lap Bench B ist tragbar und verfügt über ein 3,5 Meter langes Kabel. Lieferbar in zwei Längen. Ausführung: Betongrau satiniert mit Textur, und rostig mit Textur.*

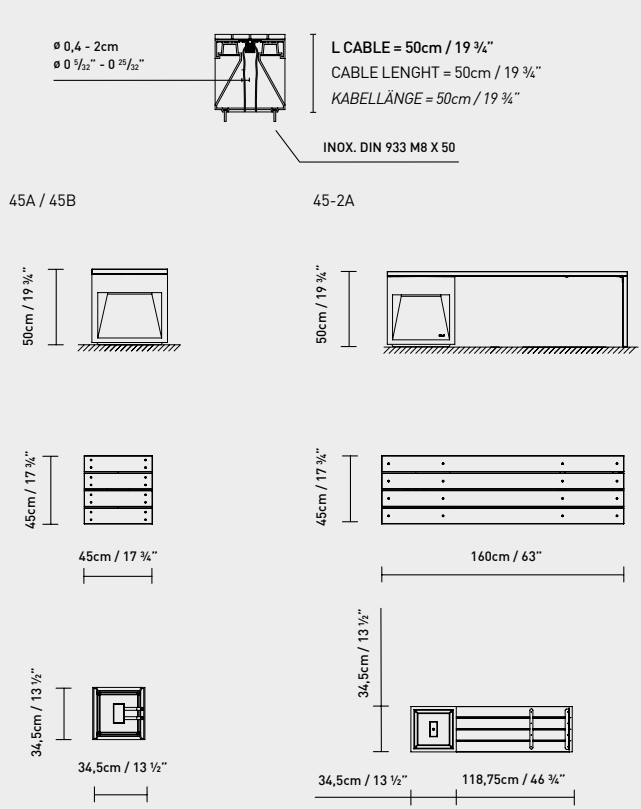








- ◆ 45A LED: LED 2 x 6,8W 630lm 3000K CRI>80 230V
- 45A FLUO: Fluo. 2 x 18W [2G11]
- 45B LED: LED 2 x 6,8W 630lm 3000K CRI>80 230V
- 45B FLUO: Fluo. 2 x 18W [2G11]
- 45-2A LED: LED 2 x 6,8W 630lm 3000K CRI>80 230V
- 45-2A FLUO: Fluo. 2 x 18W [2G11]



Concrete grey (satin)
  Rust

# Lap WR

*David Abad*



Baliza de exterior empotrable en pared, fabricada en acero inoxidable 316L cepillado o acero corten. Luz indirecta.

Outdoor beacon lamp, which can be recessed into the wall, made from 316L brushed stainless steel and corten steel. Indirect light.


Orientierungsleuchte zum Einlassen in die Wand in Außenbereichen, gefertigt aus 316L-Edelstahl, mattiert oder Cortenstahl. Indirekte Beleuchtung.


- ◊ WR 20 LED: LED 2 x 6,3W 1680lm 350mA 3000K CRI80 230V
- WR 20 FLUO: Fluo. 10W (G24q-1)
- WR 20 HI: Halo. metalico (HI) 35W (G8.5)
- WR 30 LED: LED 2 x 6,3W 1680lm 350mA 3000K CRI80 230V
- WR 30 FLUO: Fluo. 18W (G24q-2)
- WR 30 HI: Halo. metalico (HI) 35W (G8.5)

WR 20

WR 30



 Corten steel

 Stainless steel





# Noray

*Josep Lluís Xuclà*



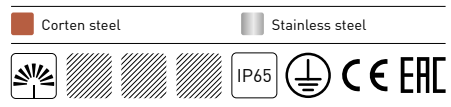
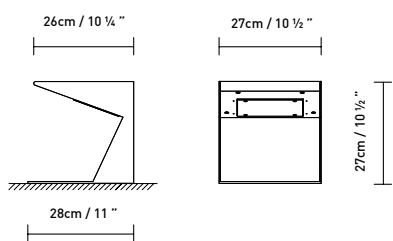


Baliza de exterior fabricada en acero corten o acero inoxidable 316L cepillado. Difusor de cristal.

Outdoor beacon lamp made from corten steel or 316L brushed stainless steel. Glass shade.

*Orientierungsleuchte für Außenbereiche, gefertigt aus Cortenstahl oder 316L-Edelstahl, mattiert. Glasdiffusor.*

LED: LED 2 x 6,3W 1680lm 350mA 3000K CRI80 230V  
FLUO: Fluó. 18W (2G10)






Ovo  

---

*Gemma Bernal*





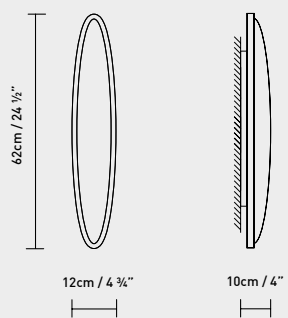
Designed in 1996

Aplique fluorescente o LED fabricado en metal acabado en gris mate.

Fluorescent or LED wall lamp in matte grey finish metal.

Wandleuchte mit Leuchtstoffröhre oder LED aus Metall in der Ausführung matt grau.

LED: LED 8W 1280lm 350mA 3000K CRI>80 230V  
FLUO: Fluo. 36W (2G11)



Grey (matte)





# Tube

*Josep Lluís Xuclà*





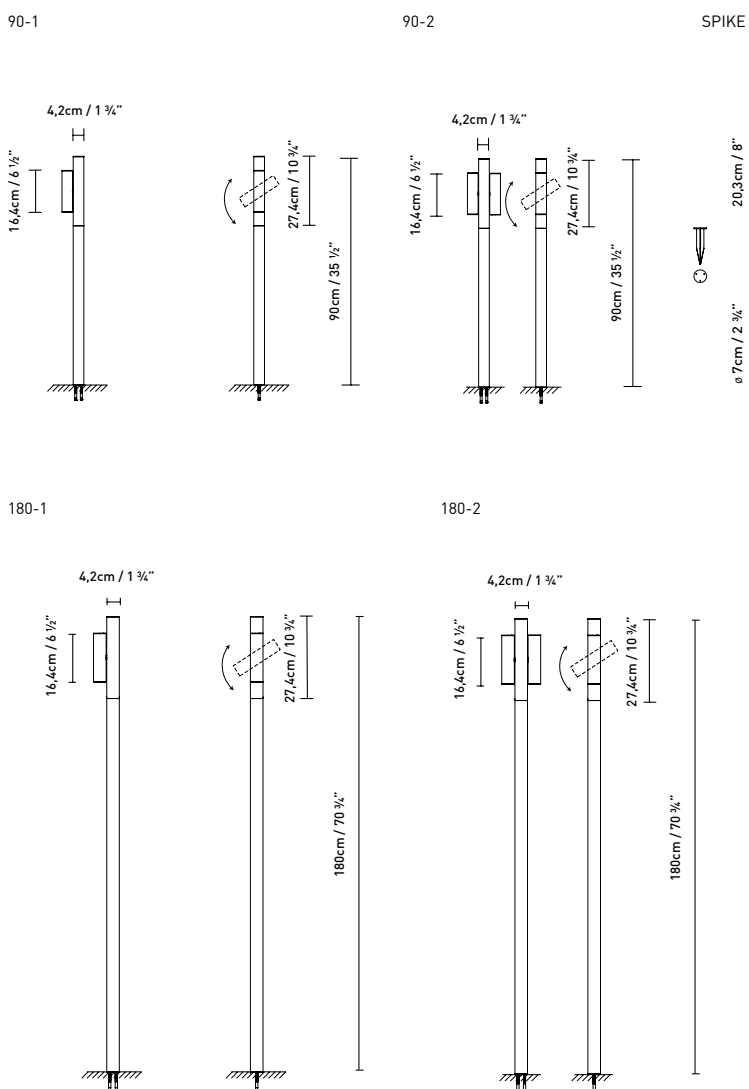


Baliza de exterior con cabeza lumínica LED giratoria. Acabados: caqui satinado, blanco satinado y corten. Posibilidad de una o dos cabezas lumínicas. Como accesorio, ofrece una piqueta para su instalación en jardines. Disponible en dos alturas.

Outdoor beacon lamp with a rotating LED head. Finishes: satin khaki, satin white and corten steel. Choose from one or two heads. As an accessory, it offers a spike for installation in gardens. Two heights available.

Orientierungsleuchte für Außenbereiche mit drehbarem LED-Leuchtenkopf. Ausführungen: Khaki satiniert, Weiß satiniert und Cortenstahl. Verfügbar mit einem oder zwei Leuchtenköpfen. Als Zubehör gibt es einen Pflock für das Aufstellen im Garten. In zwei Höhen verfügbar.

- 90-1: LED 6,3W 840lm 350mA 3000K 110-230V
- 90-2: LED 2 x 6,3W 1680lm 350mA 3000K 110-230V
- 180-1: LED 6,3W 840lm 350mA 3000K 110-230V
- 180-2: LED 2 x 6,3W 1680lm 350mA 3000K 110-230V



Kakhi (satin)
  White (satin)
  Corten



# White House

*David Abad*



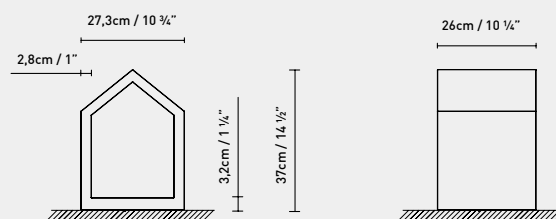


**Baliza de exterior LED de hormigón y luz indirecta. Difusor blanco opal y cuerpo en acabados blanco, gris o negro. Permite el uso de placas metálicas de señalética en sus caras abiertas.**

Concrete outdoor LED beacon lamp offering indirect light. Opal white diffuser and body in white, grey or black finishes. Allows for the use of metal signage on the open faces.

*Orientierungsleuchte mit indirekter Beleuchtung für Außenbereiche. Opalweißer Glasdiffusor, Leuchtenkörper in Weiß, Grau oder Schwarz. In die offenen Seiten lassen sich signaletische Metallplatten einsetzen.*

LED 2 x 4W 1280lm 350mA 3000K CRI>80 110-230V  
\* Optional, without gear.



White       Grey       Black



# Zen

*Martínez y Soler Arquitectos*

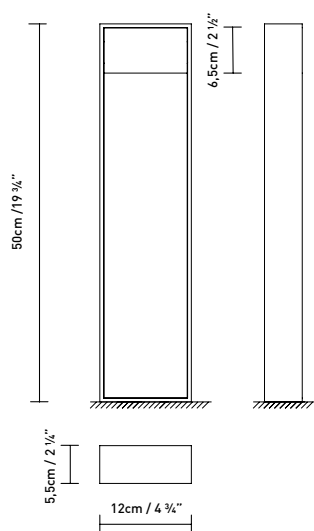


**Baliza de exterior de luz indirecta. Disponible en dos acabados: estructura de acero corten con reflector de madera, y estructura de acero inoxidable 316L combinado con reflector de mármol negro de Markina. Fuente de luz LED.**

Indirect-light beacon lamp for outdoor use. Available in two finishes: a corten steel structure with a wooden reflector, or a 316L stainless steel structure combined with a black Markina marble reflector. LED light source.

*Orientierungsleuchte mit indirekter Beleuchtung für Außenbereiche. Verfügbar in zwei Ausführungen: Struktur aus Cortenstahl mit Holzreflektor oder Struktur aus 316L-Edelstahl und Reflektor aus schwarzem Markina-Marmor. Mit LEDs bestückt.*

LED 6,3W 840lm 350mA 3000K 110-230V



Corten steel / wood
  Stainless steel / marble

IP55
CE
EAC





# AX-IS

*David Abad*

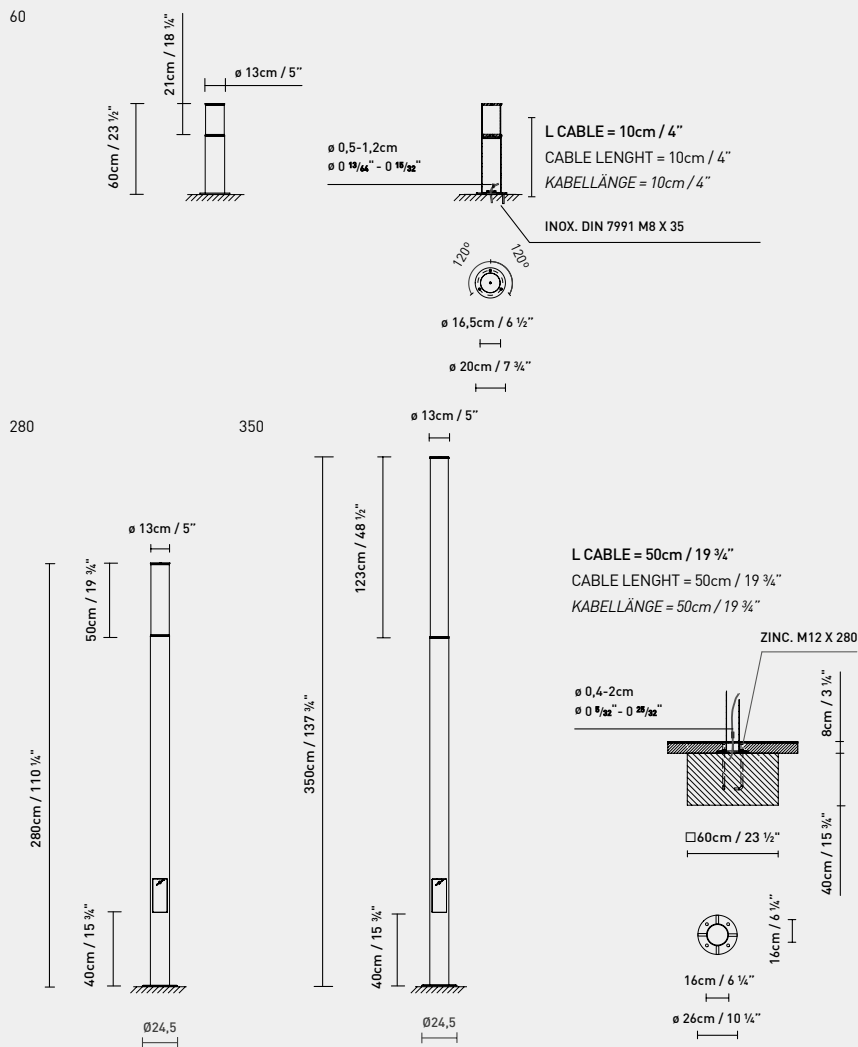


Luminaria para exterior con forma de columna cilíndrica, que proporciona una iluminación uniforme e indirecta. Se fabrica en tres acabados: inoxidable 316L cepillado, gris metalizado o bronce texturado. Disponible kit de anclaje. Consultar otros acabados, otras medidas y versión con kit de emergencia. Versión LED: Smart timer, opcional.

Cylindrical outdoor column lamp, providing uniform and indirect lighting. It comes in three finishes: 316L brushed stainless steel, metalised grey or texturised bronze. Anchoring kit available. Other finishes, measurement and emergency kit available. LED version: smart timer, optional.

Außenleuchte mit der Form einer zylindrischen Säule. Liefert eine gleichmäßige indirekte Beleuchtung. Wird in drei Ausführungen hergestellt: 316L-Edelstahl, mattiert, metalgrau oder in Bronze mit Textur. Befestigungsset verfügbar. Auf Anfrage auch andere Ausführungen und Abmessungen sowie als Notbeleuchtungsset. LED-Ausführung Smart timer (optional).

- 60 LED: LED 4 x 3,1W 1840lm 350mA 3000K CRI>80 230V
- 60 FLUO: Fluo. 2 x 9W (2G7)
- 280 LED: LED 4 x 9,3W 5440lm 350mA 3000K CRI>80 230V
- 280 FLUO: Fluo. 2 x 36W (2G11)
- 350 LED: LED 4 x 24,8W 14320lm 350mA 3000K CRI>80 230V
- 350 FLUO: Fluo. 2 x 54W (G5)



Stainless steel
  Grey
  Bronze





# Boletus Outside

*Jorge Pensi*





Familia de luminarias de exterior. Su parte superior está fabricada en aluminio con acabado anodizado plata natural mate y su cuerpo en PE antivandálico blanco opal liso resistente UVA. Disponible en tres versiones: Boletus Outside A es una baliza que va fijada al suelo coincidiendo con una acometida prevista, mientras que Boletus Outside B es una baliza portátil, que posee un cable de 3,5 metros. Boletus Outside C es una farola que incorpora al cuerpo lumínico un fuste de tubo de acero galvanizado registrable de diámetro 180 mm y 2500 mm de longitud, que incluye kit de instalación. Disponibles adaptadores para utilizar el cuerpo lumínico con otros fustes comerciales, de 100 mm y 60 mm de diámetro.

Family of outdoor lights. Its upper part is made of anodised aluminium, with a natural matte anodised silver finish, and its PE body is in a UV and vandal-proof plain opal white. Available in three versions: the Boletus Outside A is a beacon lamp that is anchored to the floor and powered by a fixed source, while the Boletus Outside B is a portable beacon with a 3.5-m cable.

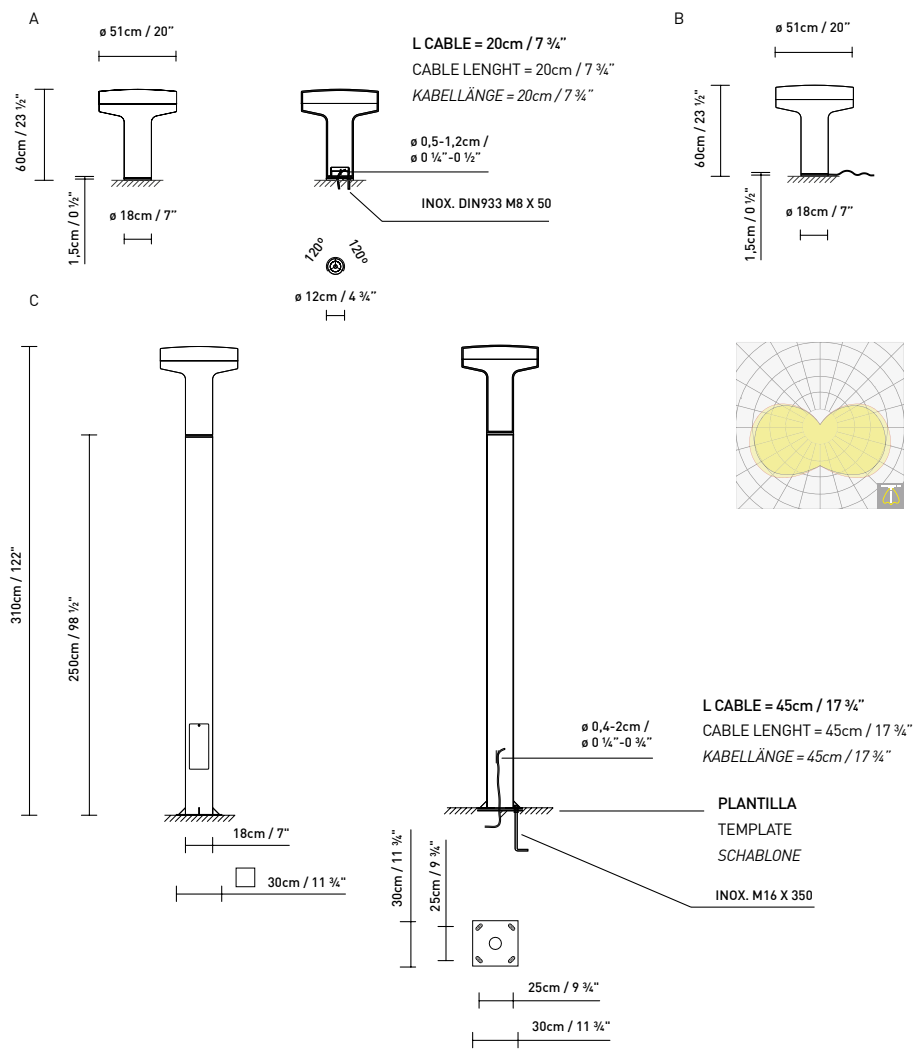
The Boletus Outside C features a streetlamp style, its light body featuring a junction box built into the galvanised steel shaft, measuring 180 mm in diameter and 2500 mm long, and including an installation kit. Adapters are available to use the light body with other commercial shafts measuring 100 mm and 60 mm in diameter.

*Außenleuchtenfamilie. Oberer Teil aus unbehandeltem anodisiertem Aluminium in silber-matter Ausführung, Körper aus vandalismussicherem und UV-beständigem PE, opalweiß-glatt. Verfügbar in drei Ausführungen: Die Orientierungsleuchte Boletus Outside A ist über einem festen Stromanschluss am Boden verankert, die tragbare Orientierungsleuchte Boletus Outside B verfügt über ein 3,5 Meter langes Kabel. Die Außenlaterne Boletus Outside C besteht aus dem Leuchtenkörper und einem innen zugänglichen Pfahl aus verzinktem Stahl mit 180 mm Durchmesser und 2.500 mm Länge. Das Installationsset ist im Lieferumfang enthalten. Es sind Adapter erhältlich, um den Leuchtenkörper auf andere handelsübliche Laternenpfähle mit 100 mm und 60 mm Durchmesser zu montieren.*





◆ A/B/C LED: LED 4 x 5,2W 3480lm 450mA 3000K CRI>80 230V  
 A/B/C FLUO: Fluó. 2 x 18/24/36W [2G11]



A/B:  Silver (matte) / opal white

C:  Silver (matte) / opal white / galvanized steel







# Topa

---

*GC Studio*








Luminaria para exterior de forma monolítica y reflector asimétrico de acero inoxidable, que proporciona una iluminación perfectamente integrada en el entorno. Fabricada en acero galvanizado, Topa está disponible en acabado galvanizado. Bajo pedido, también se ofrece en acabado pintado. Se fabrica en dos tamaños. Topa 320 se fabrica con una o dos fuentes de luz, lo que le permite proporcionar una completa iluminación en distintas áreas ajardinadas. Topa 100 posee una única fuente de luz. Sus características garantizan una ausencia total de deslumbramiento. Versión LED: Smart timer, opcional.

Monolithic exterior lamp with an asymmetric stainless steel reflector, which provides a source of lighting integrated perfectly into the surroundings. Made from galvanised steel, Topa is available in a galvanised finish. On request, also available in a painted finish. It comes in two sizes. Topa 320 comes with one or two sources of light, providing a complete lighting solution for different areas of the garden. Topa 100 has a single source of light. Its characteristics guarantee a total lack of glare. LED version: smart timer, optional.

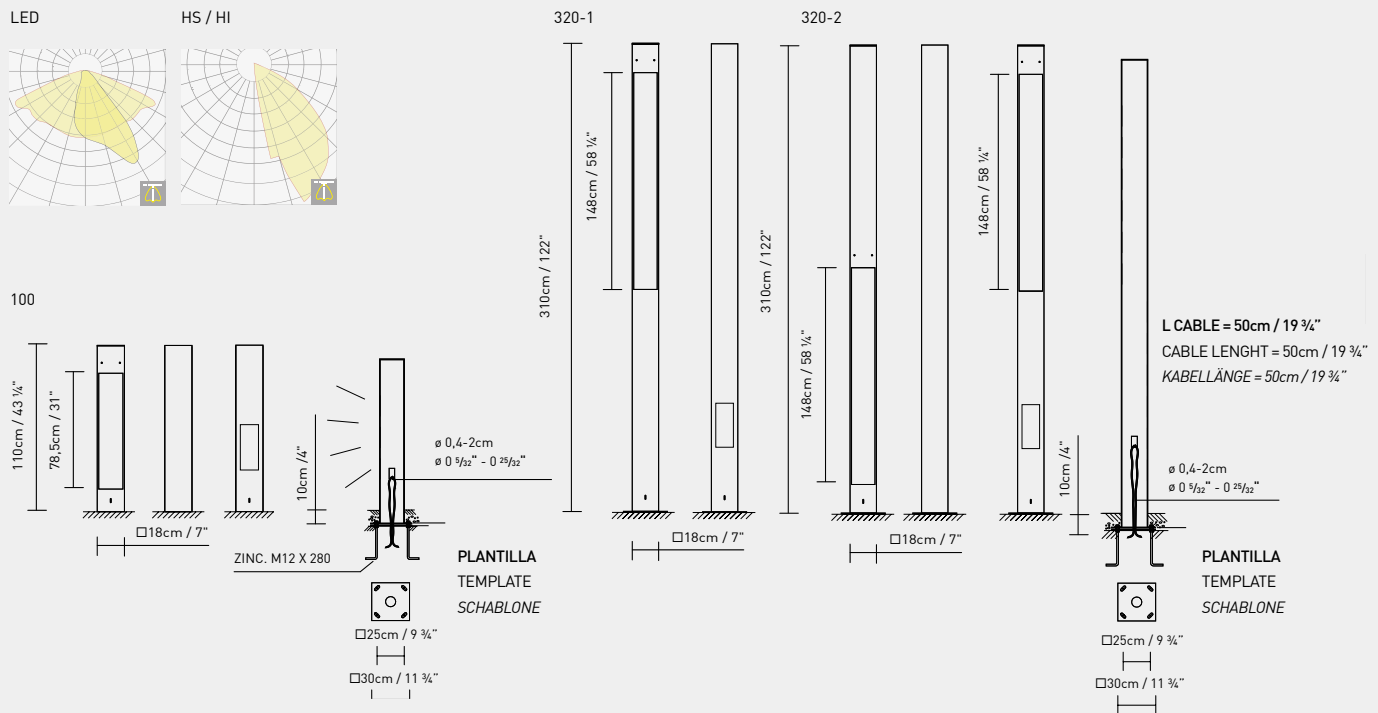
*Monolithförmige Außenleuchte aus verzinktem Stahl. Dank der ungleichmäßigen Form des Reflektors aus rostfrei stahl ist die Ausleuchtung des Umfelds ausgesprochen harmonische. Lieferbar in verzinktem Stahl mit oder ohne Lackierung sowie in zwei Größen. Auf Anfrage auch in lackierter Ausführung lieferbar. Topa 320 gibt es mit einer oder zwei Lichtquellen. Dies gewährleistet eine optimale Ausleuchtung der Gartenbereiche. Topa 100 verfügt über nur eine Lichtquelle. Die Bauweise des Modells schließt jeglichen Blendeffekt aus. LED-Ausführung Smart timer (optional).*







- ◆ 100 LED: LED 33,5W 4105lm 700mA 3000K CRI>80 230V
- 100 HI: Halo. metalico (HI) 70W (Rx7s)
- 100 HS: Vapor de sodio de alta presión (HS) 70W (Rx7s)
- 320-1 LED: LED 33,5W 4105lm 700mA 3000K CRI>80 230V
- 320-1 HI: Halo. metalico (HI) 70W (RX7s)
- 320-1 HS: Vapor de sodio de alta presión (HS) 70W (RX7s)
- 320-2 LED: LED 2 x 33,5W 8210lm 700mA 3000K CRI>80 230V
- 320-2 HI: Halo. metalico (HI) 2 x 70W (RX7s)
- 320-2 HS: Vapor de sodio de alta presión (HS) 2 x 70W (RX7s)



Galvanised





# Zenete

*Martínez y Soler Arquitectos*





Luminaria de exterior fabricada en metal galvanizado y pintado en gris acabado metalizado mate texturado, recubierta en dos de sus caras por láminas de madera de ipe. Opcional: acabado pintado sin madera, o acero corten. Disponible en tres alturas: de 80, 300 o 400 centímetros de altura. Todas ellas están compuestas por una columna y uno o dos brazos lumínicos, colocados a igual o diferentes alturas, según versiones. Versión LED: Smart timer, opcional.

También disponible aplique para exterior fabricado en metal galvanizado y pintado en gris acabado metalizado mate texturado. Opcional, en acero corten. Disponible en dos longitudes. Versión LED: Smart timer, opcional.

Exterior lamp made from galvanised steel in a metalised matte texturised grey painted finish, clad in ipe wooden panels on two sides. Optional: painted finish without wood, or corten steel. It is available in three different heights: 80, 300 or 400 cm. All models comprise a column with one or two light arms, positioned at the same or different heights, depending on the model. LED version: smart timer, optional.

Also available as outdoor wall lamp version made from metal with a metalised matte texturised grey paint finish. A Corten steel option. Available in two different lengths. LED version: smart timer, optional.

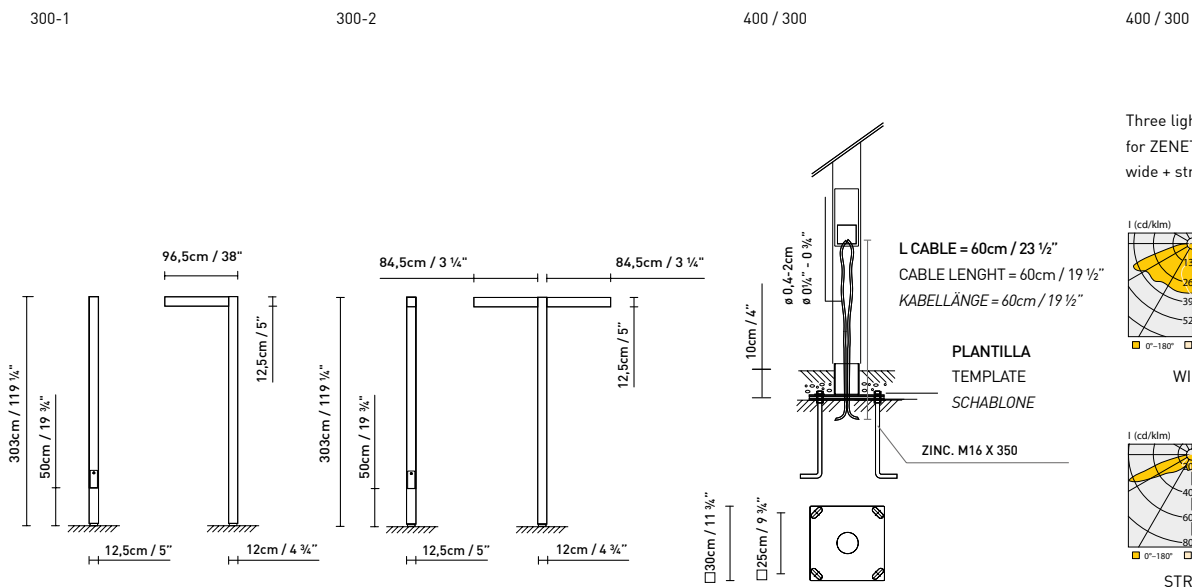
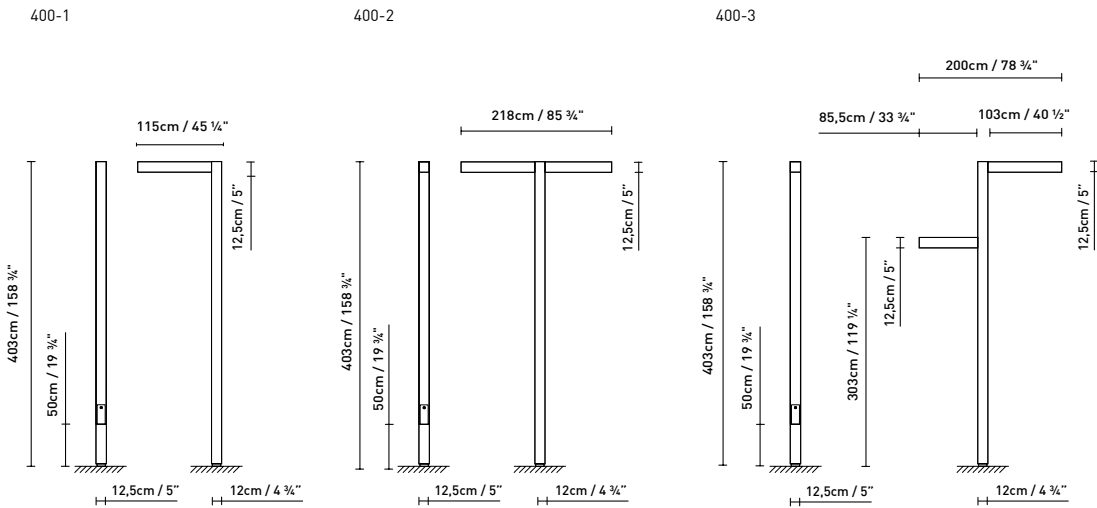
*Außenleuchte aus verzinktem Stahl, gestrichen in Metallic-Grau matt mit Textur und zweiseitig mit Lamellen aus Ipe-Holz beschichtet. Optional: Lackiert ohne Holz oder Cortenstahl. Lieferbar in drei Größen: 80, 300 oder 400 Zentimeter hoch. Jede Leuchte besteht aus Gestell und ein bzw. zwei Auslegern, die je nach Ausführung in gleicher oder unterschiedlicher Höhe angebracht sind. LED-Ausführung Smart timer (optional).*

*Lieferbar auch als wandleuchte für Außenbereiche, hergestellt aus verzinktem Metall, Anstrich in Metallic-Grau matt mit Textur. Optional in Cortenstahl. Lieferbar in zwei Längen. LED-Ausführung Smart timer (optional).*

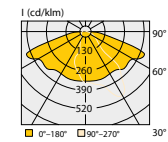




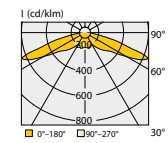




Three light distribution available for ZENETE LED: wide, street, wide + street.



WIDE



STREET

- 400-1 LED1: LED 33,5W 4105lm 700mA 3000K CRI>80 230V
- 400-1 LED2: LED 2 x 33,5W 8210lm 700mA 3000K CRI>80 230V
- 400-1 FLUO: Fluo. 2 x 80W (2G11)
- 400-1 HI: Halo. metalico (HI) 150W (E40)
- 400-1 HS: Vapor de sodio de alta presión (HS) 150W (E40)
- 400-2 LED1: LED 2 x 33,5W 8210lm 700mA 3000K CRI>80 230V
- 400-2 LED2: LED 4 x 33,5W 16420lm 700mA 3000K CRI>80 230V
- 400-2 FLUO: Fluo. 4 x 80W (2G11)
- 400-2 HI: Halo. metalico (HI) 2 x 150W (E40)
- 400-2 HS: Vapor de sodio de alta presión (HS) 2 x 150W (E40)
- 400-3 LED1: LED 33,5W 4105lm 700mA 3000K CRI>80 230V + LED 33,5W 4105lm 700mA 3000K CRI>80 230V
- 400-3 LED2: LED 33,5W 4105lm 700mA 3000K CRI>80 230V + LED 2 x 33,5W 8210lm 700mA 3000K CRI>80 230V
- 400-3 FLUO: Fluo. 2 x 36W (2G11) + Fluo. 2 x 80W (2G11)
- 400-3 HI: Halo. metalico (HI) 150W (E40) + (HI) 70W (E27)
- 400-3 HS: Vapor de sodio de alta presión (HS) 70W (E27) + (HS) 70W (E27)
- 300-1 LED: LED 33,5W 4105lm 700mA 3000K CRI>80 230V
- 300-1 FLUO: Fluo. 2 x 36W (2G11)
- 300-1 HI: Halo. metalico (HI) 70W (E27)
- 300-1 HS: Vapor de sodio de alta presión (HS) 70W (E27)
- 300-2 LED: LED 2 x 33,5W 8210lm 700mA 3000K CRI>80 230V
- 300-2 FLUO: Fluo. 4 x 36W (2G11)
- 300-2 HI: Halo. metalico (HI) 2 x 70W (E27)
- 300-2 HS: Vapor de sodio de alta presión (HS) 2 x 70W (E27)

400 / 300:

Grey (matte) / ipe wood



IP65



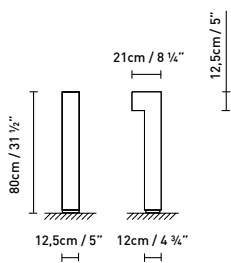
CE EAC



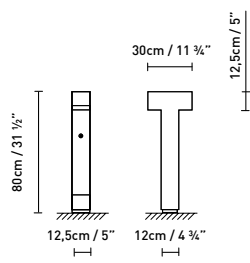




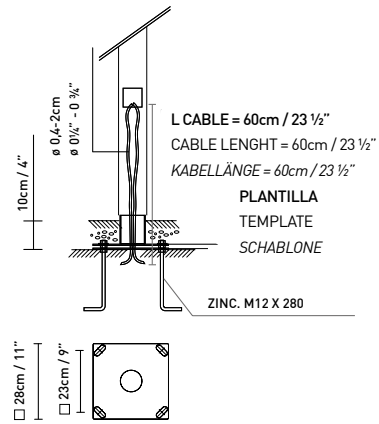
80-1



80-2



80



- 80-1 LED: LED 13,4W 1610lm 350mA 3000K CRI85 230V
- 80-1 (PGJ5): Halo. metalico (HI) 20W (PGJ5)
- 80-2 LED: LED 2 x 13,4W 3220lm 350mA 3000K CRI85 230V
- 80-2 (PGJ5): Halo. metalico (HI) 2 x 20W (PGJ5)

80:

Grey (matte) / ipe wood



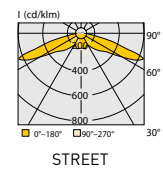
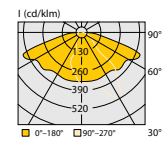
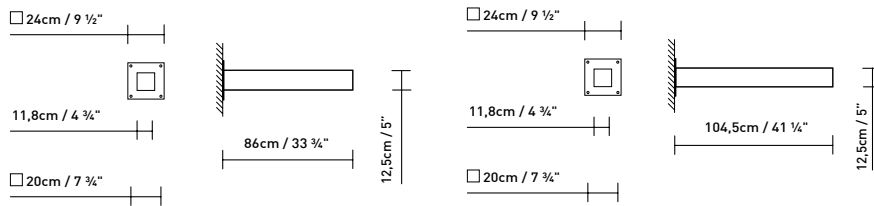


WS

WL

WS / WL

Three light distribution available for ZENETE LED: wide, street, wide + street.



- ◇ WS LED: LED 33,5W 4105lm 700mA 3000K CRI>80 230V
- WS FLUO: Fluo. 2 x 36W (2G11)
- WS HI: Halo. metalico (HI) 70W (E27)
- WS HS: Vapor de sodio de alta presión (HS) 70W (E27)

- ◇ WL LED1: LED 33,5W 4105lm 700mA 3000K CRI>80 230V
- WL LED2: LED 2 x 33,5W 8210lm 700mA 3000K CRI>80 230V
- WL FLUO: Fluo. 2 x 80W (2G11)
- WL HI: Halo. metalico (HI) 150W (E40)
- WL HS: Vapor de sodio de alta presión (HS) 150W (E40)

WS / WL:

■ Grey (matte)




IP65





CE EAC





 **Luminaria de suspensión**  
Suspension lamp  
Hängeleuchte


 **Luminaria de pie**  
Floor lamp  
Stehleuchte


 **Luminaria de mesa**  
Table lamp  
Tischleuchte


 **Luminaria de pared**  
Wall lamp  
Wandleuchte


 **Luminaria de techo**  
Ceiling lamp  
Deckenleuchte


 Degree of protection 20


 Degree of protection 44


 Degree of protection 54

 Degree of protection 55


 Degree of protection 65


 Class I


 Class II

 Class III


 European norm

 EAC certification


 UL certification


 cUL certification

 ENEC certification

 N certification

 Dimmer
















 Programme for the Endorsement of Forest Certification

 **Custom paint**

**Indoor**

-  RAL 1013 matte
-  RAL 1018 matte
-  RAL 1034 matte
-  RAL 2009 shiny
-  RAL 3002 satin
-  RAL 3020 text. matte
-  RAL 3022 matte
-  RAL 5024 matte
-  RAL 6014
-  RAL 6014 text. matte
-  RAL 6034 matte
-  RAL 7005
-  RAL 7009 text. matte
-  RAL 7021 matte

-  RAL 7032 matte
-  RAL 7032 satin
-  RAL 7032 text. matte
-  RAL 7037 text. matte
-  RAL 7044 text.
-  RAL 8019
-  RAL 8022
-  RAL 9001
-  RAL 9003 shiny
-  RAL 9003 matte
-  RAL 9003 satin
-  RAL 9003 text.
-  RAL 9004 matte
-  RAL 9005 shiny

-  RAL 9005 matte
-  RAL 9005 satin
-  RAL 9005 text. matte
-  RAL 9006 shiny
-  RAL 9006 matte
-  RAL 9006 metalised
-  RAL 9006 satin
-  RAL 9007 text.
-  RAL 9010 satin
-  RAL 9010 text.
-  RAL 9011 matte
-  RAL 9016 satin
-  RAL 9016 semi-shiny
-  RAL 9016 text. matte
-  RAL 060 8020 matte










































**Outdoor**

-  RAL 3002 satin
-  RAL 7009
-  RAL 7032 matte
-  RAL 7032 satin
-  RAL 7044 text.
-  RAL 9001
-  RAL 9003 satin
-  RAL 9003 text.
-  RAL 9004 matte
-  RAL 9005 satin
-  RAL 9006 metalised
-  RAL 9007 text.
-  RAL 9010 text.
-  RAL 9011 matte
-  RAL 9016 satin
-  RAL 9016 semi-shiny

\* Para otros acabados RAL, consultar  
\* Other RAL finishes, on request  
\* Andere RAL Ausführungen auf Anfrage

**Eficiencia energética**

Energy efficiency  
Energieeffizienz

LED 3/3,2/4/4,5/5/5,2/6/6,3/7/7,35/8/9/9,3/9,5W		Halo. metalico (HI) 35W (G8.5)		Fluo. comp. 9W (GX53)	
LED 12,4/12,6/13,1/16/17/17,5/18/18,6/19,5/21/22W		Halo. metalico (HI) 70W (E27)			
LED 26,2/26,25/28/44,6W		Halo. metalico (HI) 150W (E40)		Halo. MR8 20W (G4)	
LED 8/9/10/13/15/G125 2W (E27)		Halo. metalico (HI) 70W (Rx7s)		Halo. microica 35W (GU 5,3) 12V	
LED 4/6W (G9)		Halo. metalico HQI-R 150W		Halo. 30/60W (E27)	
LED 5W (GU10) 230V		Halo. metalico CDM-R 111 70W (GX8.5)		Halo. 130/150W (R7s)	
LED 2,1/2,6/4/6,2/6,8/8/9/9,6W		Halo. metalico. CDM-R 70W (GX8.5)		Halo. max. 200W (R7s)	
LED 10,5/11,4/12/13,4/15,7/16/21/26,2/41/79,8W		Halo. metalico. CDM- R111 (GX8.5)		Halo. 20/50W 12V (G6,35)	
LED 12/13/14W (E27)				Halo. QR111 max. 100W (G53) 12V	
LED (GU10)		Fluo. 24W (G5)		Halo. 46W (E14)	
LED PAR16 5W (GU10)		Fluo. 14/21/28/39W (G5)		Halo. 40/46/60W	
LED 2,2/2,5/3,1/4/6/6,4/7,8/8/8,7/17,6/24,8/29,9W		Fluo. 30W (E27)		Halo. 46/57/70/100/116/150W (E27)	
LED 16W (E27)		Fluo. 26/55W (2G11)		Halo. max. 33W (G9)	
LED 2,5W (G9)		Fluo. 9W (2G7)		Halo. (Gu10)	
LED 4/6W (E14)		Fluo. 11/16/18/20/23/24/26W (E27)		Halo. G125 Reflector max. 70W (E27)	
Vapor de sodio de alta presión (HS) 150W (E40)		Fluo. 18W (2G10)		Halo. clara G125 18W (E27)	
Vapor de sodio de alta presión (HS) 70W (E27)		Fluo. 18/24/36/80W (2G11)			
Vapor de sodio de alta presión (HS) 70W (Rx7s)		Fluo. 35/39/49/80W (G5)		Inc. vintage 60W (E27)	
		Fluo. 10/13W (G24 q-1)		Inc. vintage G125 max. 40W (E27)	
		Fluo. 18W (GX24 q-2)			
Halo. metalico (HI) 20W (PGJ5)		Fluo. 13W ø7mm (w4,3)			



**B.LUX S.A.**  
PoL. Ind. Okamika, pab. 1  
Gizaburuaga (Bizkaia) SPAIN  
T. (+34) 94 682 72 72  
F. (+34) 94 682 49 02  
info@grupoblux.com  
www.grupoblux.com



depósito legal

B.lux S.A. se reserva el derecho de efectuar cualquier modificación y anulación de los productos y sus características técnicas, sin previo aviso.  
B.lux S.A. reserves the right to make any modifications and remove products and their technical characteristics without prior notice.  
B.lux S.A. behalte sich das Recht vor, Produkte bzw. Deren technische Eigenschaften ohne vorherige Ankündigung abzuändern oder zu streichen.

*www.grupoblux.com*