

**DOCUFY**<sup>®</sup>  
LAYOUTER 

„Easily create your  
own layouts.“

Your tool  
to design

**DOCUFY**<sup>®</sup>  
EXCELLENT INFORMATION. EVERYWHERE



“With DOCUFY Layouter, we are giving customers the ability to adjust their layouts on their own whenever they need to.”

Dominik Haag, CTO, DOCUY GmbH

# DOCUFY<sup>®</sup> LAYOUTER<sup>®</sup>

The tool for effortlessly designing and adjusting layouts.

Use DOCUFY Layouter to provide your content with the perfect frame, individually, easily and intuitively—whether as a technical writer in your own company or as a documentation service provider for clients.

## **Your business:**

You want to create output layouts for your own PDFs and online media, adjust them when needed and manage them effortlessly, which is why you are looking for a ready-to-use, easy-to-operate software solution that you can use to easily change your own layouts and to reuse them in derived layouts.

## **Our solution:**

You can use DOCUFY Layouter to put the finishing touches on your publication. Its intuitive interface lets you generate and manage as many layout specifications as you like and use them for different output layouts. Carry out your own individual changes to the cover page, document content, as well as headers and footers, and save them for the future. Once defined, these settings can be transferred from the master layout to derived layouts using intelligent inheritance mechanisms.

## **Fit for the future:**

Customized documentation requires adjustable layouts. DOCUFY Layouter lets you stay open to new ideas and also ensures a consistent appearance of your published documents. Thanks to regular software updates, you also benefit almost automatically from product improvements and new features.

"Sudden changes to the corporate design are not a problem - everything can be adjusted with just a few clicks."

Any technical writer can operate the intuitively designed web interface with minimal training.

Christoph Bender  
Sales Manager, DOCUFY GmbH

**DOCUFY**<sup>®</sup>  
EXCELLENT INFORMATION. EVERYWHERE



# DOCUFY<sup>®</sup>

## LAYOUTER

Your advantages at a glance:

### Quick & easy

- An intuitive, user-friendly web interface to easily design and manage all output layouts
- Ready-to-use cloud solution without installation or internal IT input
- Software automatically updates to the latest version and migration of existing layouts is guaranteed

### Efficient & cost-saving

- Layouts can be created independently with just minimal training
- Easy design of layout variants due to time-saving inheritance concept
- Stylesheets generated in DOCUFY Layouter can be loaded directly into COSIMA and TopicPilot\*
- Minimal administrative effort on ongoing operations

### Secure & reliable

- Cloud-based web interface is accessed via a secure browser connection
- A sophisticated client and rights concept regulates access to layouts and protects them from unauthorized use
- Due to the strict separation of layout and data, content remains in its protected environment and does not have to be transferred to the cloud
- For quick layout tests it is possible to load test documents into the DOCUFY Layouter
- Encrypted communication via HTTPS
- Hosting in German data centers guarantees a secure cloud solution according to local data protection laws

### Adjustable

- Freely design title and cover pages
- Define page and column formats according to your preferences
- Format document content and define elements such as colors, fonts, line spacing and table formats
- Simple arrangement of various directories such as table of contents, table of figures or glossary
- Flexibly adjust the way that security and warning information is presented within the legal framework
- Design headers and footers in just a few clicks
- Integrate your own media, such as logos, into a layout
- Intelligent inheritance mechanisms allow you to easily create CI-compliant, language-dependent layouts

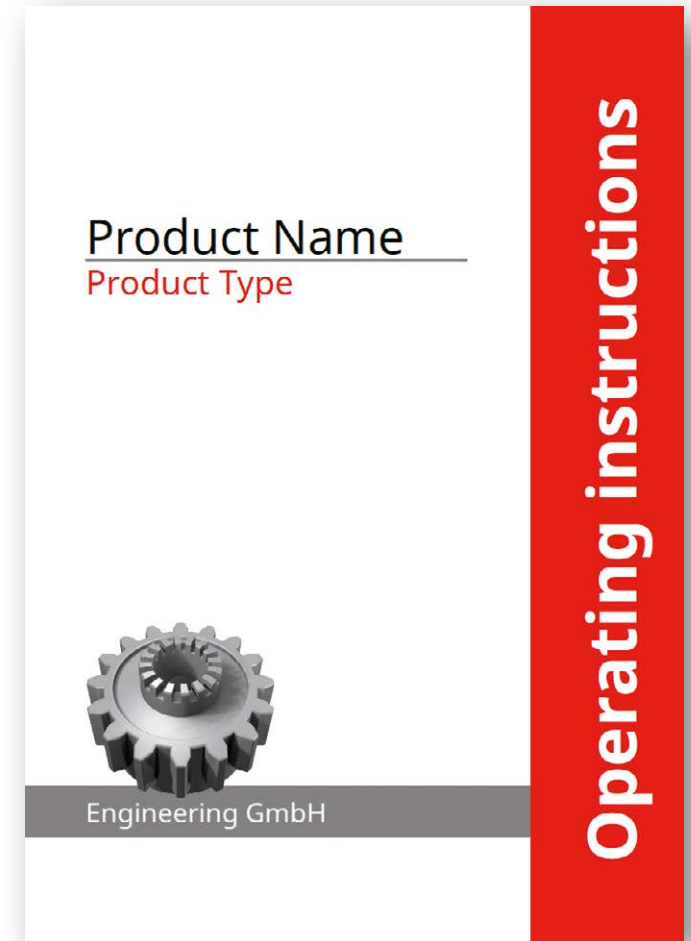
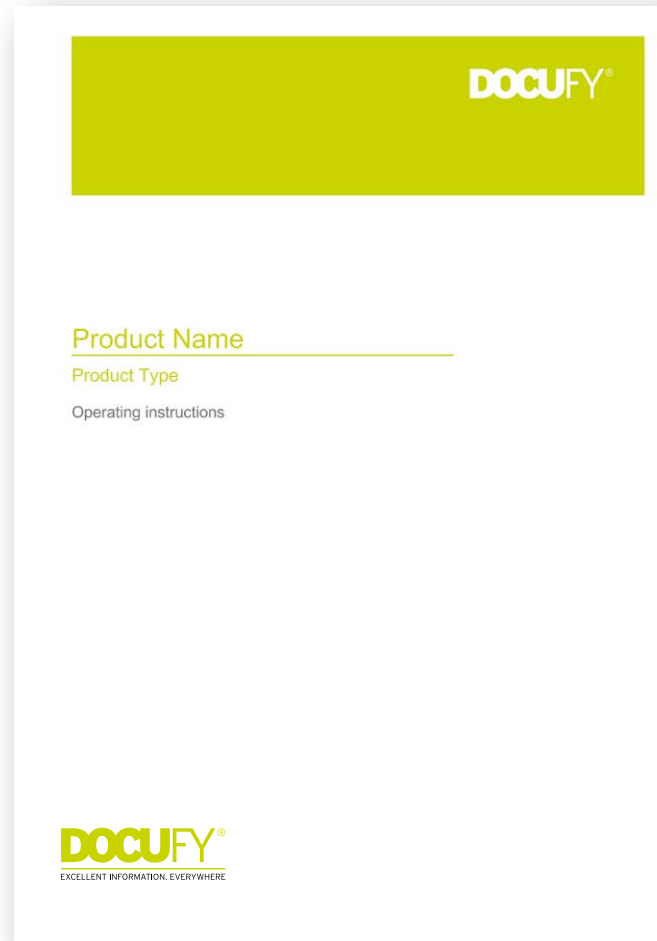
\*Please take note of the system requirements

# DOCUFY® LAYOUTER

Adjust title page and cover pages

DOCUFY Layouter allows you to effortlessly create complete layouts. It allows you to easily design title and cover pages, document content, and headers and footers.

Create your title page the way you like it: for example, by positioning or changing the logo or by adjusting the type, color or size of the font.



## Operation

Connecting to and disconnecting from the rich client

### 2.2 Connecting to and disconnecting from the rich client

You will learn how to connect and disconnect from the COSIMA Rich Client.




#### NOTICE

##### Locking your account

If you login three times with the wrong password, your account will be locked.

- To reset your account, please contact the system administrator.


#### Connecting

1. Start the COSIMA Rich Client.
  2. Click on the symbol  or select 'CMS → Connect' from the menu.
  3. Enter your user name and password.
  4. Click on 'Connect'.
- You will be logged on to the content management system and your personal working area will be displayed.

Tab. 1: Overview of default users

User name	Password
admin	*****
autor	*****
reviewer	*****

#### Disconnecting

1. Click on the symbol  or select 'CMS → Disconnect' from the menu.
2. Close the COSIMA Rich Client.

## Operation



### 2.2 Connecting to and disconnecting from the rich client

You will learn how to connect and disconnect from the COSIMA Rich Client.




#### NOTICE

##### Locking your account

If you login three times with the wrong password, your account will be locked.

- To reset your account, please contact the system administrator.


#### Connecting

1. Start the COSIMA Rich Client.
  2. Click on the symbol  or select 'CMS → Connect' from the menu.
  3. Enter your user name and password.
  4. Click on 'Connect'.
- You will be logged on to the content management system and your personal working area will be displayed.

Tab. 1: Overview of default users

User name	Password
admin	*****
autor	*****
reviewer	*****

#### Disconnecting

1. Click on the symbol  or select 'CMS → Disconnect' from the menu.
2. Close the COSIMA Rich Client.

Adjust document content

Adjust the layout of your document content by yourself at any time. Change headings, design tables in line with your Corporate Design specifications or define the way security and warning information is presented within the legal framework.

# DOCUFY<sup>®</sup> LAYOUTER

Adjust headers and  
footers

## Usage

Connect and disconnect

8

Round off your layout by  
designing headers and  
footers. Change their  
color, height or type of  
frame, or integrate a logo.

## Usage



Operating instructions

9



<promise>

A ready-to-use cloud  
solution without  
installation or internal  
IT input

</promise>



„Take layout design  
into your own hands!“

DOCUFY Layouter can be used to effortlessly create unique  
layouts without any expert knowledge.

Holger Rath,  
Product Manager, DOCUFY GmbH

**DOCUFY**<sup>®</sup>


EXCELLENT INFORMATION. EVERYWHERE



# DOCUFY<sup>®</sup> LAYOUTER

DOCUFY knows the processes behind technical documentation thanks to its years of experience in the field. We look to the challenges and responsibilities that writers face in their everyday work for guidance when enhancing and adding features to our Software—because we know that things change.

It is important to us to provide you with maximum flexibility in the creation of your documentation, such as in matters of corporate design and layout.



# Information management with the DOCUFY Suite

Information is the lubricant of  
the digital world

Trends such as digitalisation, industry 4.0, big data and the internet of things are decisive factors in the products of tomorrow and a crucial element of how our society develops. It is becoming increasingly complex to manage information, content and knowledge along the entire product lifecycle, with data quality becoming more and more important. From collecting and processing information to distribution, dissemination and application feedback: intelligent information is the lubricant of the digital world. The DOCUFY Suite can help your company to access this information and secure the long-term success of your company with the knowledge the information contains.

**Industry 4.0** Content Management  
PLM - Product Lifecycle Management **Automatization**  
**Product Engineering**  
Predictive Maintenance **Big Data** Digital twin  
**Digitalization**  
Content Delivery **Cloud** Lot-size 1  
**Mobile Work** **E-Learning**  
IoT - Internet of Things Knowledge Management

„The right information  
at the right time  
in the right place.“

With the DOCUFY Suite, high-quality data can be registered, reviewed multiple times and enriched with metadata. As a result, users get exactly the right information they are looking for, without any detours.

Nadine Prill,  
CEO, DOCUFY GmbH

**DOCUFY**<sup>®</sup>  
EXCELLENT INFORMATION. EVERYWHERE



Excellent  
Information.  
Everywhere

The individual needs of our customers drive our solution oriented action. With a competent team of experts working with innovative and passionate minds and with our strong business partners, we will find the answers to your questions of tomorrow.

<https://www.docufy.de/en/company/docufy-suite>



DOCUFY develops high-quality software solutions for technical documentation, design, and service. From technology startups to global industrial groups - our more than 900 customers operate in the automotive industry, mechanical and plant engineering, medical technology, and the software sector. Over 140 employees have been contributing to DOCUFY's sustainable success with their expertise for over 25 years.

We offer consulting and development services for our software products in order to customize our standard solutions to the specific requirements of our customers. With the DOCUFY Suite, we have created solutions to tap into the potential of company-wide information and deliver it to specific users. From design to maintenance - throughout the entire product life cycle: **Excellent Information. Everywhere.**